

Black hole genealogy: Identifying hierarchical mergers with gravitational waves

CHASE KIMBALL,¹ COLM TALBOT,^{2,3,4} CHRISTOPHER P L BERRY,¹ MATTHEW CARNEY,¹ MICHAEL ZEVIN,¹
ERIC THRANE,^{3,4} AND VICKY KALOGERA¹

¹*Center for Interdisciplinary Exploration and Research in Astrophysics (CIERA), Department of Physics and Astronomy, Northwestern University, 1800 Sherman Avenue, Evanston, IL 60201, USA*

²*LIGO, California Institute of Technology, Pasadena, CA 91125, USA*

³*School of Physics and Astronomy, Monash University, VIC 3800, Australia*

⁴*OzGrav: The ARC Centre of Excellence for Gravitational-Wave Discovery, Clayton, VIC 3800, Australia*

ABSTRACT

In dense stellar environments, the merger products of binary black hole mergers may undergo additional mergers. These hierarchical mergers are predicted to have higher masses than the first generation of black holes made from stars. The components of hierarchical mergers are expected to have significant characteristic spins $\chi \sim 0.7$. However, since the population properties of first-generation black holes are uncertain, it is difficult to know if any given merger is first-generation or hierarchical. We use observations of gravitational waves to reconstruct the binary black hole mass and spin spectrum of a population containing hierarchical merger events. We employ a phenomenological model that captures the properties of merging binary black holes from simulations of dense stellar environments. Inspired by recent work on the isolated formation of low-spin black holes, we include a zero-spin subpopulation. We analyze binary black holes from LIGO and Virgo’s first two observing runs, and find that this catalog is consistent with having no hierarchical mergers. We find that the most massive system in this catalog, GW170729, is mostly likely a first-generation merger, having a 23% probability of being a hierarchical merger assuming a $5 \times 10^5 M_\odot$ globular cluster mass. Using our model, we find that 99% of first-generation black holes in coalescing binaries have masses below $44 M_\odot$, and the fraction of binaries with near-zero spin is $0.16^{+0.7}_{-0.15}$ (90% credible interval). Upcoming observations will determine if hierarchical mergers are a common source of gravitational waves.

Keywords: Gravitational wave sources — Gravitational wave astronomy — Astrophysical black holes — Hierarchical models

1. INTRODUCTION

The gravitational-wave (GW) observations of LIGO (Aasi et al. 2015) and Virgo (Acernese et al. 2015) have revealed a population of stellar-mass binary black holes (Abbott et al. 2016a, 2019a). These black holes range in mass over $\sim 7\text{--}50 M_\odot$, extending beyond the masses observed in X-ray binaries (Miller & Miller 2014). Since black holes encode information about how their progenitor systems evolve (Abbott et al. 2016b, 2017a; Mandel & Farmer 2018), this new population of black holes observed via GWs has broadened our understanding of the physical processes that shape the mass spectrum of stellar-origin black holes. Already, GW observations

hint at a dearth of stellar-mass black holes with component masses $\gtrsim 45 M_\odot$ (Abbott et al. 2019b).

Black holes are the end point of stellar evolution for stars $\gtrsim 20 M_\odot$ (Woosley et al. 2002). Though more massive stars typically result in more massive black holes, the mapping between initial stellar mass and remnant mass is affected by many physical processes including stellar winds, stellar rotation, and binary interactions (Belczynski et al. 2010; Spera et al. 2015; Kruckow et al. 2018; Neijssel et al. 2019; Ertl et al. 2020). Additionally, stellar evolution does not predict a simple continuum that persists to arbitrarily-high black hole masses. When stellar cores reach $\sim 50 M_\odot$ they become susceptible to pair instability (Fowler & Hoyle 1964). In this process, high-energy photons undergo electron-positron pair production, causing a drop in the radiation pressure supporting the stellar core. The core sub-

sequently contracts, increasing the temperature, triggering nuclear burning of carbon, oxygen and silicon (Woosley & Heger 2015). Stellar cores of $\sim 45\text{--}65M_{\odot}$ undergo pulsational pair instabilities (PPSNe; Woosley et al. 2007; Woosley 2017; Marchant et al. 2019), where the star sheds large amounts of mass prior to collapse, limiting the resultant mass of the remnant black hole. Stars of $\gtrsim 65M_{\odot}$ are subject to pair-instability supernovae (PISNe; Barkat et al. 1967; Fryer et al. 2001; Heger & Woosley 2002), where the instability results in the complete disruption of the star and no remnant black hole. Stellar evolution theory, therefore, predicts a gap in the black hole mass spectrum between $\approx 45\text{--}135M_{\odot}$ (Belczynski et al. 2016; Spera & Mapelli 2017; Stevenson et al. 2019).

Measuring the bounds of the PISN mass gap will provide insights into stellar evolution and fundamental physics (Farr et al. 2019; Farmer et al. 2019; van Son et al. 2020; Talbot & Thrane 2018). However, one needs to account for the dynamical processes that can lead to black holes in this mass range. In dense stellar environments, such as globular clusters and nuclear star clusters, gravitational encounters of black holes in the cluster core harden the orbits of binary black hole systems, facilitating mergers within the cluster (e.g., Heggie 1975; Banerjee et al. 2010; Rodriguez et al. 2016a). If these merger products remain in the cluster environment, they can potentially merge again. These hierarchical mergers are characterized by a higher masses and spins than is typical of black holes born from stars (Miller & Hamilton 2002; Gerosa & Berti 2017; Fishbach et al. 2017; Kimball et al. 2020; Arca Sedda et al. 2020). Dense stellar environments are prime locations for facilitating such hierarchical mergers, which exhibit unique intrinsic properties that can be measured with GWs.

Identifying black holes formed through previous mergers requires knowledge of the mass spectrum of black hole formed through stellar collapse (Kimball et al. 2020; Doctor et al. 2019). Given the uncertainties in massive-star evolution and binary stellar evolution, the properties of the natal black hole population is uncertain—it is something we aim to determine from GW observations. Therefore, it is essential to simultaneously infer the properties of the natal black hole population as part of our hierarchical mergers model. By doing so we can reconstruct valuable information about the origins of binary black holes. For example, the mass spectrum of the natal black hole population contains information on the stellar mass-loss rates (Stevenson et al. 2015; Barrett et al. 2018). Meanwhile, the fraction of merger products that go on to merge again encodes information on the physics of dense stellar environments. Only a fraction

of black holes formed from binary black hole mergers are retained within a cluster, since the merger product receives a recoil kick from the anisotropic GW emission (Blanchet 2014; Campanelli et al. 2007; Lousto & Zlochower 2011; Sperhake 2015) or can be subsequently ejected through close dynamical interactions with other objects (Heggie 1975; Portegies Zwart & McMillan 2000; Moody & Sigurdsson 2009; Downing et al. 2011). The fraction retained depends on the mass and size of the cluster, and crucially upon the spins of the progenitor black holes (Rodriguez et al. 2018, 2019; Banerjee 2020). Furthermore, the number of hierarchical mergers may enable us to determine the dominant formation channel for binary black holes.

In this study, we investigate how hierarchical binary black hole mergers can be identified within a population of GW observations. We focus on formation in globular clusters, where, due to the shallow gravitational potential, merger products typically cannot proceed through more than one additional merger before being ejected. We refer to the population of black holes formed from standard stellar evolution as first generation (1G), and black holes that result from a binary black hole merger as second generation (2G). Hierarchical mergers, involving one or more 1G black hole, are denoted 1G+2G and 2G+2G depending on whether the merger contains one or two 2G black holes. First-generation mergers are denoted 1G+1G.

Using simple phenomenological models for the properties of 1G+1G, 1G+2G, and 2G+2G binaries, we perform hierarchical inference to determine the properties and rates of these different sub-populations. These phenomenological models are a natural extension of previous studies of the mass and spin distributions of binary black holes (Fishbach & Holz 2017; Talbot & Thrane 2018; Wysocki et al. 2019; Abbott et al. 2019b) and are explained in Sec. 2. The hierarchical inference methodology using these models is explained in Sec. 3. We apply our methodology to the set of binary black holes presented in GWTC-1 (Abbott et al. 2019a) in Sec. 4, finding that observations are consistent with all binaries being 1G+1G (cf. Kimball et al. 2020; Chatziioannou et al. 2019; Yang et al. 2019). However, if we include the possibility that some 1G black holes are born with near-zero spins (Qin et al. 2018; Fuller & Ma 2019), we find small, but non-negligible probability of GW170729 containing a 2G black hole. Our conclusions are summarized in Sec. 5.

2. POPULATION MODEL

Phenomenological models are computationally efficient tools for parameterizing black hole population

properties. The model we develop in this study approximates the detectable population of merging binary black holes from globular clusters, and is designed to capture the main features of binaries formed through hierarchical mergers. The model is constructed using hyperparameters Λ that describe the 1G+1G black hole population.

We assume that the overall population of binary black holes consists of three subpopulations: 1G+1G, 1G+2G and 2G+2G binaries. We neglect the probability of higher-order mergers (containing a ≥ 2 G component) in this analysis since the number of these mergers is negligible in globular cluster models (Rodríguez et al. 2019; Arca Sedda et al. 2020). However, dense stellar environments such in galactic nuclei, such as nuclear star clusters (Antonini et al. 2019) and active galactic nucleus discs (Yang et al. 2019), may retain higher-order merger products and our approach can be expanded to include their contribution.

The fractions of total mergers associated with each generation are denoted $\zeta_{1G+1G}(\Lambda)$, $\zeta_{1G+2G}(\Lambda)$ and $\zeta_{2G+2G}(\Lambda)$. Since only a small fraction of 2G black holes are retained in the fiducial cluster and able to form a new binary, we expect that $\zeta_{1G+1G}(\Lambda) \gg \zeta_{1G+2G}(\Lambda) \gg \zeta_{2G+2G}(\Lambda)$. By unitarity, we have

$$\zeta_{1G+1G}(\Lambda) + \zeta_{1G+2G}(\Lambda) + \zeta_{2G+2G}(\Lambda) = 1. \quad (1)$$

The fraction of binaries in each subpopulation depends upon the population properties of the 1G+1G binary black holes. In particular, the distributions of component spins and mass ratio have a strong effect on the recoil kick during merger.

For each generation, we define an astrophysically motivated prior on the properties θ describing individual binary black holes, such as their masses and spins. We decompose the overall prior for a given generation into priors on the primary mass m_1 , mass ratio $q = m_2/m_1$, spin magnitudes χ_1 and χ_2 , spin orientations $z_1 \equiv \cos \theta_1$ and $z_2 \equiv \cos \theta_2$ (where θ is the angle between the black hole spin and the orbital angular momentum vector), and extrinsic parameters ϑ . The prior on the extrinsic parameters is assumed to be the same for all generations: mergers are uniformly distributed in comoving volume and we employ standard priors for other extrinsic parameters.

The population model is described in the following subsections. In Sec. 2.1, we describe a model for the mass and spin distributions of 1G+1G binary black holes (cf. Wysocki et al. 2019; Talbot & Thrane 2018, 2017; Abbott et al. 2019b). The population of 1G+1G binary black holes forms the cornerstone of our models, and the properties of merger products are set based upon this.

In Sec. 2.2, we describe our prescription to estimate the mass and spin distributions of 1G+2G and 2G+2G binaries given the 1G+1G distribution. In Sec. 2.3, we describe our method for calculating the generational fractions ζ_{1G+1G} , ζ_{1G+2G} , and ζ_{2G+2G} given our population model. The hierarchical inference method we outline in Sec. 3 can be adapted to use alternative phenomenological models as improved descriptions are developed. The phenomenological method presented here predicts distributions that are qualitatively similar to simulations of globular clusters (e.g., Rodríguez et al. 2019).

2.1. 1G+1G binaries

2.1.1. Primary mass

Following Abbott et al. (2019b), we model the distribution of 1G+1G black hole primary mass m_1 using the prescription from Talbot & Thrane (2018)

$$\begin{aligned} \pi(m_1 | \alpha, m_{\min}, m_{\max}, \lambda_m, \mu_m, \sigma_m, \mathbf{1G+1G}) = \\ [(1 - \lambda_m) \mathcal{A} m_1^\alpha \Theta(m_{\max} - m_1) + \\ \lambda_m \mathcal{B} \mathcal{N}(m_1 | \mu_m, \sigma_m)], \end{aligned} \quad (2)$$

where $\{\alpha, m_{\min}, m_{\max}, \lambda_m, \mu_m, \sigma_m\} \in \Lambda$ are the population parameters defining this distribution. This model includes two components. The first is a truncated power-law distribution with spectral index α and maximum mass of m_{\max} (enforced by the Heaviside step function Θ). The second is a Gaussian component with mean μ_m and standard deviation σ_m . The parameter λ_m is a mixing fraction, which determines the fraction of binaries associated with either component. The factors \mathcal{A} and \mathcal{B} are normalization constants that depend on the other population parameters. This mass distribution is chosen to enforce the expected cut-off in the black hole mass spectrum from PISNe (Heger et al. 2003; Belczynski et al. 2016; Fishbach & Holz 2017), with the Gaussian capturing a build up from PPSNe (Woosley 2017; Marchant et al. 2019; Talbot & Thrane 2018).

2.1.2. Mass ratio

Following Abbott et al. (2019b), we model the 1G+1G mass ratio q using a power-law distribution (Talbot & Thrane 2018)

$$\pi(q | m_1, \beta_q, m_{\min}, \mathbf{1G+1G}) = \mathcal{C}(m_1) m_2^\beta \Theta(m_1 - m_2), \quad (3)$$

defined using population parameters $\{m_1, \beta_q, m_{\min}\} \in \Lambda$. Here β is the power-law index, and \mathcal{C} is a normalization constant.

2.1.3. Spin magnitudes

We assume that the spin magnitudes of both black holes χ_1 and χ_2 are described by the same distribution,

$$\pi(\chi|\lambda_0, \alpha_\chi, \beta_\chi, 1\text{G}+1\text{G}) = \lambda_0\delta(\chi) + (1 - \lambda_0)\text{B}(\chi|\alpha_\chi, \beta_\chi), \quad (4)$$

described by population parameters $\{\lambda_0, \alpha_\chi, \beta_\chi\} \in \Lambda$. Here, B is a Beta distribution parameterized by shape parameters α_χ and β_χ (Wysocki *et al.* 2019). However, a simple Beta distribution will struggle to capture the morphology of the true population if a significant fraction of binary black holes have low ($\lesssim 0.01$) natal spins, which is anticipated to be the case if angular momentum transport in massive stars is efficient (Qin *et al.* 2018; Fuller & Ma 2019). The mixing parameter λ_0 controls the fraction of black holes merging with negligible spin. We assume that the spin of the primary black hole in a binary is independent from the spin of the secondary black hole.

2.1.4. Spin orientation

The orientation of black hole spin can be parameterized using the cosine of the polar angle between the spin vector and the Newtonian orbital angular momentum $z = \cos\theta$. In Abbott *et al.* (2019b), the orientation of black hole spin was modeled using a mixture model (Talbot & Thrane 2017)

$$\pi(z_1, z_2|\zeta_{\text{iso}}, \sigma_1, \sigma_2, 1\text{G}+1\text{G}) = \zeta_{\text{iso}}U(z_1)U(z_2) + (1 - \zeta_{\text{iso}})N_t(z_1|0, \sigma_1)N_t(z_2|0, \sigma_2), \quad (5)$$

defined with population parameters $\{\zeta_{\text{iso}}, \sigma_1, \sigma_2\} \in \Lambda$. Here ζ_{iso} is the fraction of binaries that are drawn from a distribution with isotropic spin orientations (uniform in z_1 and z_2). The isotropic distribution is expected for dynamically-assembled binaries because the stellar progenitors did not coevolve. Binaries that are not drawn from this uniform distribution U are drawn from a truncated normal distribution N_t . The normal distribution is centered on $z = 0$ corresponding to aligned spin with width determined by the standard deviations σ_1 and σ_2 . The truncated normal distribution represents the binaries formed in the galactic field, where spins are predicted to be generally aligned, with some scatter due to supernova kicks (Rodríguez *et al.* 2016b). For this analysis, we set $\zeta_{\text{iso}} = 1$, which effectively adopts the framework that all binaries are dynamical mergers:

$$\pi(z_1, z_2|\sigma_1, \sigma_2, 1\text{G}+1\text{G}) = U(z_1)U(z_2). \quad (6)$$

For future work, this model could be extended to reintroduce ζ_{iso} and only to consider hierarchical mergers from the fraction of events formed dynamically.

2.2. 1G+2G and 2G+2G binaries

2.2.1. Primary mass

Our model for the primary mass distributions for 1G+2G and 2G+2G mergers is built on the premise that 2G+2G black holes are roughly twice as massive as 1G+1G black holes.¹ We make the simplifying assumption that in a 1G+2G binary, the primary is always the 2G black hole (cf. Kimball *et al.* 2020). Thus, the 1G+2G and 2G+2G primary mass spectra are modeled as

$$\pi(m_1|\Lambda, 1\text{G}+2\text{G}) \propto \pi\left(\frac{m_1}{2}|\Lambda, 1\text{G}+1\text{G}\right), \quad (7)$$

$$\pi(m_1|\Lambda, 2\text{G}+2\text{G}) \propto \pi\left(\frac{m_1}{2}|\Lambda, 1\text{G}+1\text{G}\right), \quad (8)$$

This representation is found to qualitatively match the results of globular cluster simulations (e.g., Rodríguez *et al.* 2018, 2019).

2.2.2. Mass ratio

Since we expect that 1G+2G and 2G+2G binaries are formed dynamically, the mass ratio distributions should depend upon mass segregation and the dynamical interactions that form binaries inside dense stellar environments. We calibrate our mass ratio distributions against the results of globular cluster simulations from Rodríguez *et al.* (2019). For 1G+2G binaries, we adopt a model where the mass ratio distribution peaks around $q \sim 0.5$. We find that the distribution recovered from cluster simulations may be approximated as

$$\pi(q|\Lambda, 1\text{G}+2\text{G}) \propto \begin{cases} \pi(q|\Lambda, 1\text{G}+1\text{G})^{1.5} & q \leq 1/2 \\ \pi(1 - q|\Lambda, 1\text{G}+1\text{G})^{-1.5} & q > 1/2 \end{cases}. \quad (9)$$

An alternative parameterization, producing a similar form, is given in Chatziioannou *et al.* (2019). The most important feature of the 1G+2G distribution is that it peaks away from $q = 1$, as this distinguishes it from the 1G+1G and 2G+2G distributions.

For 2G+2G binaries we find that

$$\pi(q|\Lambda, 2\text{G}+2\text{G}) \propto \pi(q|\Lambda, 1\text{G}+1\text{G})^4 \quad (10)$$

produces qualitative agreement with predictions from Rodríguez *et al.* (2019). This distribution is more tightly peaked at $q \sim 1$ than the 1G+1G population, reflecting the preference for dynamically-formed binary mergers to

¹ While mass energy is radiated away in GWs so that the remnant mass is a few percent less than the sum of the primary and secondary masses (Reisswig *et al.* 2009; Healy *et al.* 2014; Jiménez-Forsteza *et al.* 2017), this is negligible compared to astrophysical modeling uncertainties.

by dominated by the most massive components in the cluster (Heggie et al. 1996; Sigurdsson & Phinney 1993; Downing et al. 2011).

2.2.3. Spins

The spin magnitude of post-merger remnants is primarily determined by the orbital angular momentum of the progenitor binary (Pretorius 2005; Buonanno et al. 2008; Gonzalez et al. 2007). For typical binaries (with mass ratio $q \approx 1$ and low spins) the remnant spin is ≈ 0.67 . We therefore adopt for 1G+2G spins

$$\pi(\chi_1|\Lambda, 1\text{G}+2\text{G}) = \text{B}(\chi_1|14.14, 6.97), \quad (11)$$

$$\pi(\chi_2|1\text{G}+2\text{G}) = \pi(\chi_2|\Lambda, 1\text{G}+1\text{G}), \quad (12)$$

and for 2G+2G spins

$$\pi(\chi_1|\Lambda, 2\text{G}+2\text{G}) = \text{B}(\chi_1|14.14, 6.97) \quad (13)$$

$$\pi(\chi_2|\Lambda, 2\text{G}+2\text{G}) = \text{B}(\chi_2|14.14, 6.97). \quad (14)$$

Here, $\text{B}(\mu, \sigma)$ is a beta function with shape parameters α_χ, β_χ , which corresponds to a mean 0.67 and standard deviation 0.1 (cf. Fishbach et al. 2017; Chatziioannou et al. 2019; Arca Sedda et al. 2020). We assume that the 1G+2G and 2G+2G spins are isotropically oriented, the same as for 1G+1G binaries.

2.3. Retention fraction

Given a 1G+1G population, the branching ratios of the 1G+2G and 2G+2G populations are determined by the fraction of 1G+1G binaries that are retained in the cluster. During the coalescence of a binary black hole, the anisotropic emission of GWs imparts a kick on the remnant. The magnitude of the kicks depends sensitively on the spin and mass ratio of the binary (Gonzalez et al. 2007; Campanelli et al. 2007; Bruegmann et al. 2008; Lousto & Zlochower 2011; Varma et al. 2019), and can far exceed the typical escape velocities of globular cluster ($\sim 30\text{--}50 \text{ km s}^{-1}$ at $z = 0$), ejecting merger products and leaving them unavailable to form new generations of binary black holes (Merritt et al. 2004; Moody & Sigurdsson 2009; Varma et al. 2020). Therefore, the branching ratios of the 1G+2G and 2G+2G is sensitive to the distribution of mass ratios and component spins in the 1G+1G population, as well as the mass and size of the cluster.

In order to estimate the retention fraction, we begin by calculating the probability $P_{\text{ret}}(\chi_1, \chi_2, q)$ that the remnant of a merging binary with component spins and mass ratio (χ_1, χ_2, q) will be retained in a cluster potential following the GW recoil kick. For our cluster model, we adopt a Plummer potential (Plummer 1911) with mass distribution

$$\rho_p(r) = \frac{3M_c}{4\pi r_c^3} \left(1 + \frac{r^2}{a_c^2}\right)^{-5/2}. \quad (15)$$

We assume a cluster mass $M_c = 5 \times 10^5 M_\odot$ and a Plummer radius $r_c = 1 \text{ pc}$ to represent a fiducial globular cluster. For a given $\{\chi_1, \chi_2, q\}$ we sample merger locations following Eq. (15) and sample component spin-tilts isotropically, then calculate recoil velocities according to Gerosa & Kesden (2016) and check against the local escape velocity to obtain $P_{\text{ret}}(\chi_1, \chi_2, q)$.

Figure 1 shows $P_{\text{ret}}(\chi_1, \chi_2, q)$ for the case of equal spins. P_{ret} is negligible when component spins are $\gtrsim 0.1$, except in the regime of extreme mass ratios ($q \rightarrow 0$) where recoil velocities disappear. Therefore, nearly all 1G+1G binaries with appreciable spins will form merger products that are immediately ejected from the fiducial cluster and will be unable to form hierarchical mergers. We see that a sub-population 1G black holes with negligible spin, represented by the delta function in Eq. (4), is a key ingredient for hierarchical mergers.

For a population determined by population parameters Λ , we calculate the fraction F_{ret} of 1G+1G remnants that are retained in our fiducial cluster as

$$F_{\text{ret}}(\Lambda) = \int dq \int d\chi_1 \int d\chi_2 \pi(\chi_1|\Lambda, 1\text{G}+1\text{G}) \pi(\chi_2|\Lambda, 1\text{G}+1\text{G}) \pi(q|\Lambda, 1\text{G}+1\text{G}) P_{\text{ret}}(\chi_1, \chi_2, q). \quad (16)$$

Here, $\pi(q|\Lambda, 1\text{G}+1\text{G})$ and $\pi(\chi|\Lambda, 1\text{G}+1\text{G})$ are the 1G+1G mass ratio and component spin distributions.

2.4. Branching ratios

Using $F_{\text{ret}}(\Lambda)$, we calculate hierarchical branching ratios given a 1G+1G population with mass and spin distributions determined by population parameters Λ . Let $R_{1\text{G}+1\text{G}}$, $R_{1\text{G}+2\text{G}}$, and $R_{2\text{G}+2\text{G}}$ be the rates of 1G+1G, 1G+2G, and 2G+2G mergers respectively, averaged over the lifetime of the cluster. The number of 2G black holes available to form new binaries is proportional to $F_{\text{ret}} R_{1\text{G}+1\text{G}}$. Therefore, we expect

$$R_{1\text{G}+2\text{G}} = \xi_{1\text{G}+2\text{G}} F_{\text{ret}}(\Lambda) R_{1\text{G}+1\text{G}}, \quad (17)$$

$$R_{2\text{G}+2\text{G}} = \xi_{2\text{G}+2\text{G}} [F_{\text{ret}}(\Lambda)]^2 R_{1\text{G}+1\text{G}}, \quad (18)$$

where the constants of proportionality $\xi_{1\text{G}+2\text{G}}$ and $\xi_{2\text{G}+2\text{G}}$ are set by the dynamical processes within the cluster, such as the frequency at which binaries form. Based on comparison with simulations (Rodriguez et al. 2019), we find that $\xi_{1\text{G}+2\text{G}} \simeq 1/2$ and $\xi_{2\text{G}+2\text{G}} \simeq 1/8$ are good approximations. From the rates we can define branching ratios,

$$\Gamma_{1\text{G}+2\text{G}} \equiv \frac{R_{1\text{G}+2\text{G}}}{R_{1\text{G}+1\text{G}}} \propto F_{\text{ret}}(\Lambda), \quad (19)$$

$$\Gamma_{2\text{G}+2\text{G}} \equiv \frac{R_{2\text{G}+2\text{G}}}{R_{1\text{G}+1\text{G}}} \propto [F_{\text{ret}}(\Lambda)]^2 \quad (20)$$

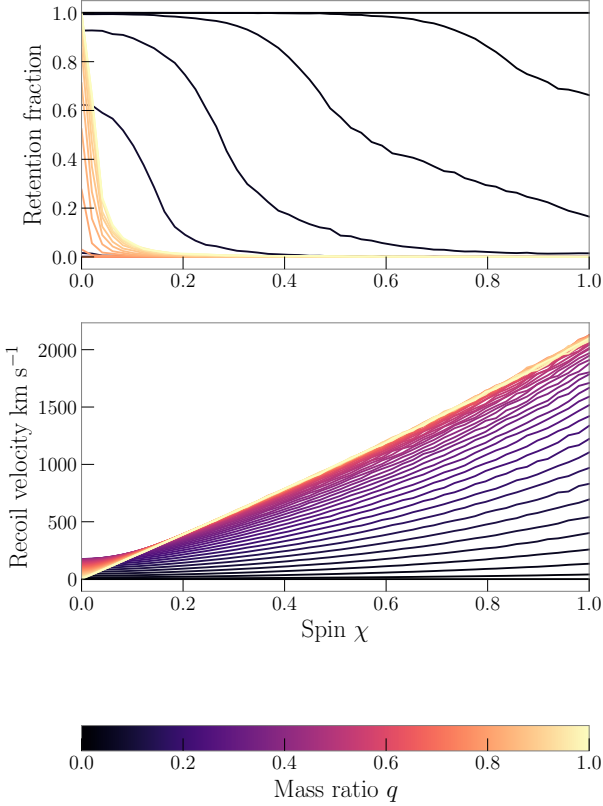


Figure 1. *Top:* The retention fractions P_{ret} assuming a $5 \times 10^5 M_{\odot}$ cluster with a 1 pc Plummer radius. *Bottom:* Recoil velocities for equal component-spin binary black holes, colored according to mass ratio $q \equiv m_2/m_1$. For each $\{\chi, q\}$ configuration, we sample spin orientations isotropically and plot the mean recoil velocity. *Top:* The associated retention fractions P_{ret} assuming a $5 \times 10^5 M_{\odot}$ cluster with a 1 pc Plummer radius.

Since F_{ret} is small, we have $\Gamma_{2\text{G}+2\text{G}} \ll \Gamma_{1\text{G}+2\text{G}} \ll 1$.

We combine these branching ratios with our individual 1G+1G, 1G+2G, and 2G+2G population distributions to construct a multi-generational mixture model:

$$\begin{aligned} \pi_{\text{hier}}(\theta|\Lambda) = & \zeta_{1\text{G}+1\text{G}}(\Lambda)\pi(\theta|\Lambda, 1\text{G}+1\text{G}) \\ & + \zeta_{1\text{G}+2\text{G}}(\Lambda)\pi(\theta|\Lambda, 1\text{G}+2\text{G}) \\ & + \zeta_{2\text{G}+2\text{G}}(\Lambda)\pi(\theta|\Lambda, 2\text{G}+2\text{G}), \end{aligned} \quad (21)$$

where

$$\zeta_{1\text{G}+1\text{G}} = \frac{1}{1 + \Gamma_{1\text{G}+2\text{G}} + \Gamma_{2\text{G}+2\text{G}}}, \quad (22)$$

$$\zeta_{1\text{G}+2\text{G}} = \frac{\Gamma_{1\text{G}+2\text{G}}}{1 + \Gamma_{1\text{G}+2\text{G}} + \Gamma_{2\text{G}+2\text{G}}}, \quad (23)$$

$$\zeta_{2\text{G}+2\text{G}} = \frac{\Gamma_{2\text{G}+2\text{G}}}{1 + \Gamma_{1\text{G}+2\text{G}} + \Gamma_{2\text{G}+2\text{G}}}. \quad (24)$$

We fit this model to the catalog of GW observations and infer the population parameters Λ , and obtain the

odds that any of the observations are from a hierarchical merger.

3. POPULATION INFERENCE

Given a set of population parameters Λ , the overall likelihood of an observation is

$$\mathcal{L}_{\text{hier}}(d_i|\Lambda) = \frac{1}{P_{\text{det}}(\Lambda)} \int d\theta L(d_i|\theta)\pi_{\text{hier}}(\theta|\Lambda), \quad (25)$$

where we use d_i to denote the GW data associated with the i -th observation, $L(d_i|\theta)$ is the likelihood of the data given the source parameters θ (Cutler & Flanagan 1994; Abbott et al. 2016c), $\pi_{\text{hier}}(\theta|\Lambda)$ is the population model defined in Sec. 2, and $P_{\text{det}}(\Lambda)$ is the fraction of all astrophysical events which are observed and accounts for selection biases (Thrane & Talbot 2019; Mandel et al. 2019). The fraction $P_{\text{det}}(\Lambda)$ scales as the surveyed space-time volume $VT(\Lambda)$ of the detector network for a binary black hole population with population parameters Λ ; we calculate $VT(\Lambda)$ analytically following Finn & Chernoff (1993), using a single-detector network with a median (over observing times from the first and second observing runs) LIGO Hanford noise curve and signal-to-noise ratio threshold of 8. The overall likelihood in Eq. (25) can be broken into pieces associated with each generation,

$$\begin{aligned} \mathcal{L}_{\text{hier}}(d_i|\Lambda) = & \frac{1}{P_{\text{det}}(\Lambda)} [\zeta_{1\text{G}+1\text{G}}(\Lambda)\mathcal{L}(d_i|\Lambda, 1\text{G}+1\text{G}) \\ & + \zeta_{1\text{G}+2\text{G}}(\Lambda)\mathcal{L}(d_i|\Lambda, 1\text{G}+2\text{G}) \\ & + \zeta_{2\text{G}+2\text{G}}(\Lambda)\mathcal{L}(d_i|\Lambda, 2\text{G}+2\text{G})], \end{aligned} \quad (26)$$

where

$$\mathcal{L}(d_i|\Lambda, 1\text{G}+1\text{G}) = \int d\theta L(d_i|\theta)\pi(\theta|\Lambda, 1\text{G}+1\text{G}), \quad (27)$$

and likelihoods for the other generations are defined similarly.

For a set of N detections (described by data \vec{d}), the total likelihood becomes

$$\mathcal{L}_{\text{tot}}(\vec{d}|\Lambda) = \prod_i^N \mathcal{L}_{\text{hier}}(d_i|\Lambda). \quad (28)$$

To calculate the total likelihood, we use samples drawn from the black hole parameter posterior probability distributions

$$p(\theta|d_i) = \frac{L(d_i|\theta)\pi(\theta|\varnothing)}{Z_{\varnothing}(d_i)}, \quad (29)$$

calculated for each event using some fiducial parameter prior distribution $\pi(\theta|\varnothing)$ which does not depend on the

population parameters. Taking n_i parameter posterior samples for the i -th event,

$$\mathcal{L}_{\text{tot}}(\vec{d}|\Lambda) \simeq \prod_i^N \frac{1}{P_{\text{det}}(\Lambda)} \frac{Z_{\emptyset}(d_i)}{n_i} \sum_k^{n_i} \frac{\pi(\theta^k|\Lambda)}{\pi(\theta^k|\emptyset)}, \quad (30)$$

where θ^k indicates the parameters of the k -th sample (Thrane & Talbot 2019; Mandel et al. 2019).

In the case where our 1G+1G spin distribution includes the delta-function at 0, we alter this approach to account for the lack of parameter estimation samples with precisely zero component spin. For each event, we produce posterior samples with two fiducial priors (which are identical except for the component spins): one uniform in spin magnitude $\pi_{\chi}(\theta|\emptyset)$, which enables us to sample the entire range of spins, and one where the spin is always zero $\pi_0(\theta|\emptyset)$, which is applicable to the delta-function model. In this case, the 1G+1G term in Eq. (30) becomes

$$\mathcal{L}(d_i|\Lambda, 1\text{G}+1\text{G}) \simeq \frac{1}{n_i} \left[\lambda_0 \sum_j^{n_{i,0}} \frac{\pi(\theta^j|\Lambda, 1\text{G}+1\text{G})}{\pi_0(\theta^j|\emptyset)} + (1 - \lambda_0) \sum_k^{n_{i,\chi}} \frac{\pi(\theta^k|\Lambda, 1\text{G}+1\text{G})}{\pi_{\chi}(\theta^k|\emptyset)} \right]. \quad (31)$$

Here, $n_{i,0}$ and $n_{i,\chi}$ are the number of samples included using the zero-spin and uniform-spin respectively, and $n_i = n_{i,0} + n_{i,\chi}$ is the total number of samples used; the ratio of the number of zero- and uniform-spin samples is the ratio of the evidences calculated with the two priors,

$$\frac{n_{i,0}}{n_{i,\chi}} = \frac{Z_0(d_i)}{Z_{\chi}(d_i)} = \frac{\int d\theta L(d_i|\theta)\pi_0(\theta|\emptyset)}{\int d\theta L(d_i|\theta)\pi_{\chi}(\theta|\emptyset)}. \quad (32)$$

This procedure allows us to calculate the population likelihood even though the delta-function and Beta distribution components of the spin model from Eq. (4) have different ranges of support.

We use hierarchical Bayesian inference to construct a posterior for our population parameters

$$p(\Lambda|\vec{d}) = \frac{\mathcal{L}_{\text{hier}}(\vec{d}|\Lambda)\pi(\Lambda)}{\int d\Lambda \mathcal{L}_{\text{hier}}(\vec{d}|\Lambda)\pi(\Lambda)}, \quad (33)$$

where $\pi(\Lambda)$ is our prior for the population parameters. With the exception of m_{max} , we take this prior to be flat (Abbott et al. 2019b). To account for uncertainties in the location of the PISN mass gap inherent in different sets of assumptions about nuclear reaction rates, stellar rotation, accretion, and fallback (Farmer et al. 2019; Mapelli et al. 2020; van Son et al. 2020), we take

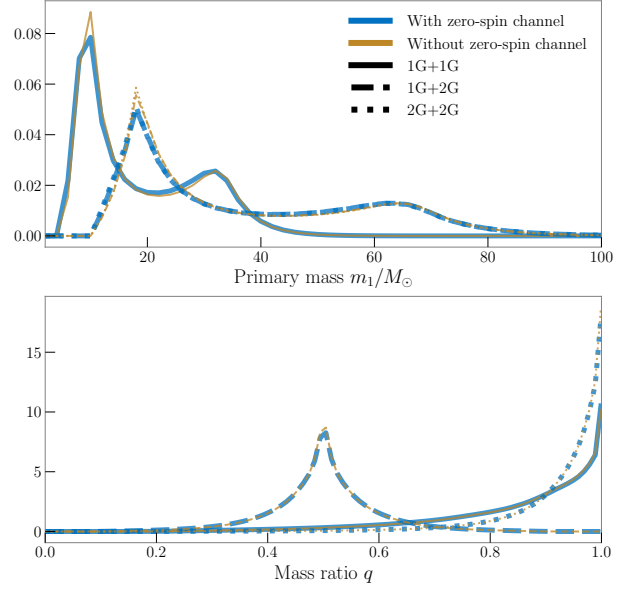


Figure 2. Posterior predictive distributions for primary mass m_1 and mass ratio q . The solid, dashed, and dotted lines are the 1G+1G, 1G+2G, 2G+2G distributions, respectively. The 1G+2G and 2G+2G primary masses are drawn from the same distributions. In blue, we plot the distributions inferred when allowing for the zero-spin formation channel, and the distributions inferred when excluding this channel are plotted in orange.

a Gaussian prior on m_{max} with a mean of $50M_{\odot}$ and standard deviation of $10M_{\odot}$.

We use GWPOPULATION (Talbot et al. 2019) and DYNESTY (Speagle 2020) within the BILBY framework (Ashton et al. 2019) to sample the likelihoods in Eq. (28) and Eq. (31). GW data from LIGO and Virgo is obtained from the Gravitational Wave Open Science Center (Abbott et al. 2019c).

4. APPLICATION TO GWTC-1

4.1. Inferred Populations

We apply the above analysis using the 10 binary black hole observations contained in GWTC-1 (Abbott et al. 2019a), and infer population parameters for our hierarchical model. We plot the posterior predictive distributions for the 1G+1G, 1G+2G, and 2G+2G populations in Fig. 2 and Fig. 3. The population parameters governing the 1G+1G mass distribution (see Fig. 2 in the Appendix) are consistent with the results in Abbott et al. (2019b). The Gaussian mass component corresponding to PPSN build-up is well constrained to $\mu_m \simeq 25\text{--}33M_{\odot}$, but we recover our prior on the location of the PISN maximum-mass cutoff m_{max} . We find that 99% of 1G+1G black holes are less than $44M_{\odot}$, in agreement with $45M_{\odot}$ found in Abbott et al. (2019b), and that 99%

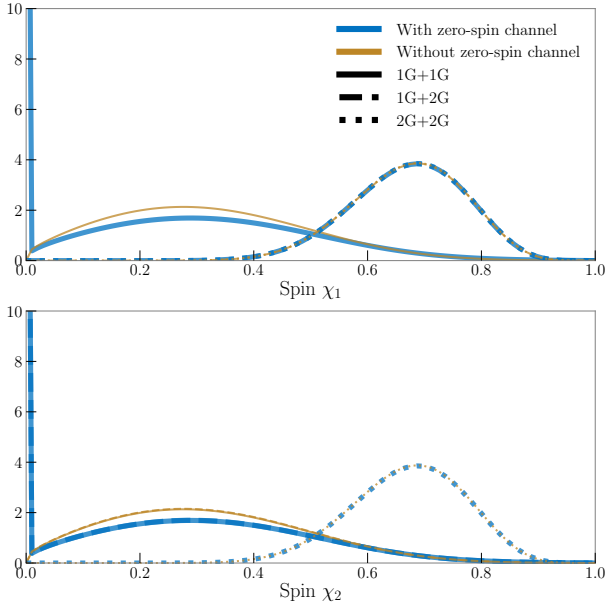


Figure 3. Posterior predictive distributions for the component black hole spins. The solid, dashed, and dotted lines are the 1G+1G, 1G+2G, 2G+2G distributions, respectively. The 1G+2G and 2G+2G primary spins are drawn from the same distributions, as are the 1G+1G and 1G+2G secondary spins. In blue, we plot the distributions inferred when allowing for the zero-spin formation channel, and distributions inferred when excluding this channel are plotted in orange.

of black holes in the combined multigeneration population are less than $51M_{\odot}$. In Fig. 10 of the Appendix, we show population parameters for the 1G+1G spin distribution.

The fraction λ_0 of black holes from the zero-spin formation channel is constrained to be less than 0.91 at the 99% credible level, and is consistent with $\lambda_0 = 0$. Therefore, these GW observations suggest that at least some 1G+1G binary black holes have spinning components, consistent with Miller *et al.* (2020), and not all 1G black holes have extremely low (< 0.01) spins as would be expected if all progenitor stars had efficient angular momentum transfer (Fuller & Ma 2019). We find that 90% of 1G+1G primary black holes have a spin magnitude less than 0.54.

In the bottom panel of Figure 4, we reweight the GWTC-1 mass posteriors to apply our inferred hierarchical population model as a prior: the primary effect acts to constrain the mass ratio compared to the fiducial prior used in the initial parameter inference. Upon reweighting, the 90% credible interval on the primary black hole mass for GW170729 becomes 35–65 M_{\odot} , compared to 40–66 M_{\odot} with the default prior (Abbott *et al.* 2019a).

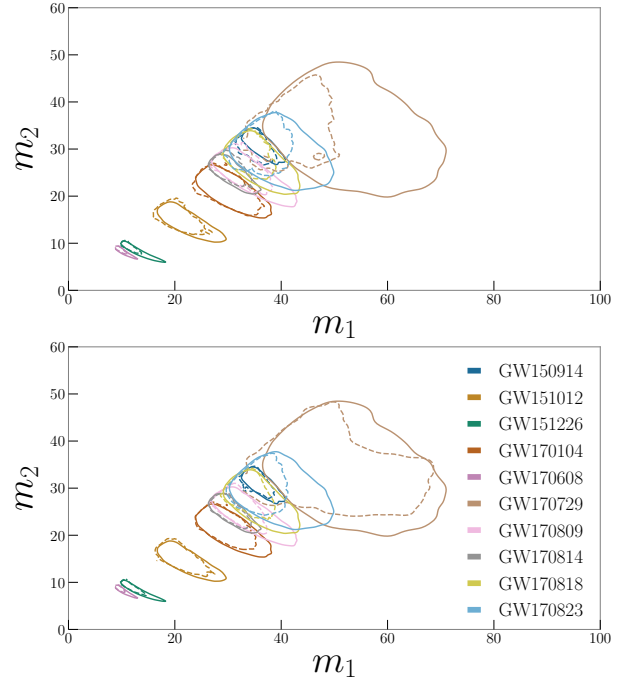


Figure 4. Reweighted GWTC-1 mass posteriors using our inferred hierarchical population model as a prior. Contours indicate the 90% credible areas. The original posteriors from Abbott *et al.* (2019a) are indicated with solid lines, and the reweighted posteriors in dashed lines. *Top:* Results reweighted using the model inferred when excluding the zero-spin channel. *Bottom:* Results reweighted using the population model inferred when allowing for the zero-spin formation channel. The exclusion of the zero-spin channel pushes the highest-mass events toward lower masses. Including zero-spin allows for more retained 2G black holes and hence more efficient hierarchical mergers, which, in turn, allows for larger masses.

4.2. Relative merger rates

As shown in Fig. 5, we find that the relative rates Γ_{1G+2G} and Γ_{2G+2G} are strongly correlated with the fraction λ_0 of 1G black holes that form in the zero-spin channel. These branching ratios are set by the fraction of 1G+1G merger products that are retained in a typical cluster. Since merging binaries with non-spinning components experience lower recoil velocities than those with non-negligible spin, the inclusion of the zero-spin formation channel drastically affects the retention fraction, and consequently the branching ratios.

We find the median relative rates Γ_{1G+2G} and Γ_{2G+2G} to be 9.7×10^{-3} and 4.7×10^{-5} , respectively, with 99% upper limits of 0.32 and 0.05. Adopting a fiducial binary black hole merger rate of $\sim 50 \text{ Gpc}^{-3} \text{ yr}^{-1}$ (Abbott *et al.* 2019b) as a 1G+1G merger rate, (we have not explicitly inferred the rate as part of our model) these 99% upper limits would imply merger rates at $\lesssim 16 \text{ Gpc}^{-3} \text{ yr}^{-1}$

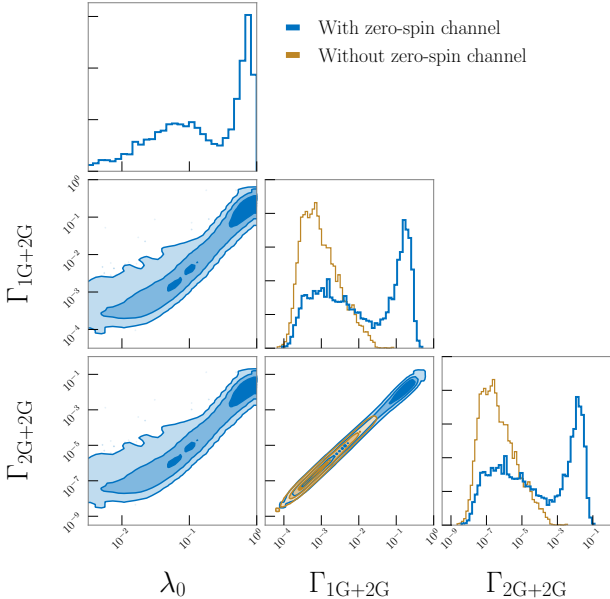


Figure 5. Posteriors of the inferred branching ratios, which are the relative 1G+2G versus 1G+1G and 2G+2G versus 1G+1G merger rates, and the fraction of 1G+1G binary black holes with zero-spin λ_0 . In blue we plot the results when we allow for the zero-spin formation channel, and in orange, we plot the results when excluding the zero-spin formation channel (fixing $\lambda_0 = 0$).

and $\lesssim 3 \text{ Gpc}^{-3} \text{ yr}^{-1}$ respectively. Rerunning our analysis without the zero-spin subcomponent, the median branching ratios Γ_{1G+2G} and Γ_{2G+2G} become 8.1×10^{-4} and 3.3×10^{-7} , respectively, with 99% upper limits of 0.02 and 1.7×10^{-4} .

As the rates are much lower, we are less likely to observe hierarchical mergers than when there are black holes with effectively zero spin. The sensitivity of the merger rates to spin could potentially enable us to place tight constraints on the spins of 1G black holes—which are difficult to measure directly from GW observations (Poisson & Will 1995; Pürrer et al. 2016; Vitale et al. 2014; Abbott et al. 2019a)—through the constraints on the hierarchical merger rate.

The lower branching ratios inferred when excluding the zero-spin formation channel affect the shape of the overall multigenerational population, with little support for primary masses in the PPSN mass gap. In the top panel of Fig. 4, we plot the re-weighted component mass posterior samples for the 10 events in GWTC-1, with the population model excluding the zero-spin component as a prior. The reduced hierarchical merger rates lead to smaller support for masses above the upper mass cut-off, and the 90% interval on the primary black hole mass for GW170729 tightens to $34\text{--}52M_\odot$. Without the zero-

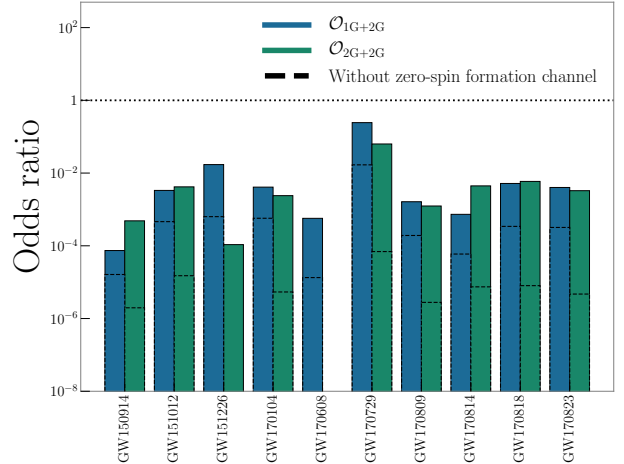


Figure 6. Hierarchical/1G+1G odds ratios for each of the GWTC-1 events. The odds for 1G+2G origin are plotted in blue, while the odds for 2G+2G origin are in green. The dashed lines indicate the odds when we use the model inferred when excluding the zero-spin channel. The dotted line indicates even odds.

spin population subcomponent, the 90% upper limit on 1G+1G primary black hole spin magnitude remains 0.54.

The inferred branching ratios are consistent with Monte Carlo modeling of binary black hole populations in globular clusters; in the most extreme case where all black holes are assumed to be born with zero spin, such modeling predicts $\approx 13\%$ (1%) of merging binary black holes are 1G+2G (2G+2G) systems (Rodríguez et al. 2019). As the natal spins of black holes increase, the retention fractions and relative rates precipitously drops as the recoil kicks become stronger. Rodríguez et al. (2019) find that if black hole natal spins are assumed to be $\chi = 0.5$, that the number of black holes with a 2G component drops to $\lesssim 1\%$ of the total population.

4.3. Odds ratios for the hierarchical merger scenario

With our multi-generational model, we also can calculate the hierarchical/1G+1G odds ratio \mathcal{O} for each event. If the parameter distributions of each generational subpopulation were known, the the odds ratio that the i -th observation came from a 1G+2G system versus a 1G+1G system would be

$$\begin{aligned} \mathcal{O}_{1G+2G}^i &\equiv \frac{P(1G+2G|d_i)}{P(1G+1G|d_i)} \\ &= \frac{Z(d_i|1G+2G) P(1G+2G)}{Z(d_i|1G+1G) P(1G+1G)}, \end{aligned} \quad (34)$$

where the first term in Eq. (34) is the ratio of evidences for the observation given the 1G+2G and 1G+1G subpopulations (a Bayes factor; Kimball et al. 2020), and the second term is the prior odds (relative rates) of mergers of the two generations. However, as we do not know

the exact form of the underlying population, our uncertainty in the population parameters affects both the relative rates and the ratio of evidences. To take this into account, we marginalize over the population parameters, weighting by our posterior probability distribution $p(\Lambda|\vec{d})$, yielding

$$\mathcal{O}_{1G+2G}^i = \frac{\int d\Lambda Z(d_i|\Lambda, 1G+2G)\zeta_{1G+2G}(\Lambda)p(\Lambda|\vec{d})}{\int d\Lambda Z(d_i|\Lambda, 1G+1G)\zeta_{1G+1G}(\Lambda)p(\Lambda|\vec{d})}. \quad (35)$$

Here, the evidence for the 1G+2G population is

$$Z(d_i|\Lambda, 1G+2G) = \int d\theta L(d_i|\theta)\pi(\theta|\Lambda, 1G+2G), \quad (36)$$

while the 1G+1G evidence $Z(d_i|\Lambda, 1G+1G)$ is defined similarly, and ζ_{1G+2G} and ζ_{1G+1G} are the hierarchical merger fractions. The odds ratio for a 2G+2G system versus a 1G+1G system \mathcal{O}_{2G+2G}^i can be calculated by swapping 1G+2G to 2G+2G in Eq. (35).

We calculate these odds ratios for all 10 events in GWTC-1 (Abbott *et al.* 2019a), and plot the results in Fig. 6. We favor GW170729—the event with the most massive primary black hole—being 1G+1G over 1G+2G origin with 4:1 odds when including the zero-spin formation channel. The probability that GW170729 is of hierarchical origin (either 1G+2G or 2G+2G) is 23%. GW151226, which has the most confidently measured non-zero spin (Abbott *et al.* 2016d, 2019a; Miller *et al.* 2020), has the second highest probability (2%) for a hierarchical origin. Across all 10 systems in GWTC-1, we find the probability that at least one binary black hole system is of hierarchical origin is 28%.

As the inferred branching ratios are much smaller when excluding the zero-spin formation channel, the odds ratios for hierarchical origin, shown in dashed lines in Fig. 6, are reduced by ~ 1 –2 orders of magnitude. If we exclude the zero-spin channel, we find that GW170729 is most likely of 1G+1G origin by a factor of 60:1, and that the probability of at least one event being of hierarchical origin is only 2%.

The branching ratios are also dependent on the escape velocity of the dynamical environment. If we increase our cluster mass to $10^8 M_\odot$, typical of an AGN, the branching ratios—and hence the odds ratios in favor of hierarchical origin—increase by ~ 1 –3 orders of magnitude. Since our transfer functions for 1G+2G and 2G+2G populations are tuned to globular cluster simulations, a robust analysis of an AGN hierarchical merger scenario would require further analysis.

To check how our prior on m_{\max} affects our results we rerun the analysis with a uniform prior between $20M_\odot$ and $200M_\odot$. While we infer a peak in the posterior on m_{\max} near $40M_\odot$, we find support all the way out

to $200M_\odot$, well above any of the GWTC-1 black hole masses, indicating that we are insensitive to the existence of the mass gap (discussed further in the Appendix). The odds ratios in favor of the GWTC-1 events being a hierarchical mergers remains largely the same, with a small increase in favor of hierarchical mergers as the prior for m_{\max} extends down to $20M_\odot$. With this prior the GW170729 1G+2G odds ratio is 0.31. Allowing m_{\max} to extend to larger values makes it easier to incorporate high mass systems into the 1G+1G population. Cutting on the maximum of the m_{\max} prior from $200M_\odot$ to $40M_\odot$ increases the GW170729 1G+2G odds ratio to 0.37. Overall, our conclusions are not significantly affected by the prior assumptions on m_{\max} as none of the systems are lack posterior support from having masses below the PISN mass gap.

5. CONCLUSIONS

GW observations have demonstrated that binary black holes merge to form more massive black holes (Abbott *et al.* 2016a). If these merger products form a new binary, they may again become a GW source. The complete catalog of GW sources may therefore contain a mixture of 1G black holes formed from stellar collapse, and 2G black holes formed in mergers. In using the population of GW sources to infer the formation mechanisms for black holes, for example if their progenitors are subject to PPSN, it is necessary to account for the potential presence of 2G black holes, to prevent our conclusions being biased. However, it is difficult to concretely distinguish 1G and 2G black holes as the populations overlap in properties. We perform an analysis that self-consistently infers both the fraction of binaries containing 2G black holes, and the fundamental properties of the population of 1G+1G binaries.

Our analysis uses phenomenological models to describe the binary black hole population. The models are calibrated to reproduce the features seen in simulations of globular clusters (Rodríguez *et al.* 2019). The fraction of 2G black hole that are retained in a cluster following a merger depends sensitively upon the spins of 1G black holes, as larger spins results in larger GW recoil kicks. Simulations of massive stars with efficient angular momentum transfer predict that black holes would form with spins $\lesssim 0.01$ (Fuller & Ma 2019). Therefore, our population model also includes the possibility of a fraction of 1G black holes that have effectively zero spin. Our analysis demonstrates that this is a potentially key ingredient in the search for hierarchical mergers.

We apply our approach to the 10 binary black holes found by LIGO and Virgo in their first two observing runs (Abbott *et al.* 2019a). We find that:

1. The 1G+1G population is fit by a steep power-law with exponent 0.83 plus a Gaussian component with mean $\mu_m = 30.6_{-8.5}^{+7.1} M_\odot$. We find an upper cut-off to the power-law of $47.6_{-13.7}^{+17.1} M_\odot$, but this is dominated by our choice of prior. Across the multigenerational population, we find that 99% of black holes in binaries have masses $m_1 \lesssim 51 M_\odot$. Overall, the 1G+1G population is consistent with the mass distributions inferred in [Abbott et al. \(2019b\)](#).
2. The fraction of 1G+1G binaries with zero spin is $\lambda_0 < 0.94$ with 99% probability. Both with and without the zero-spin formation channel, 90% of 1G+1G primary black holes have spins less than 0.54.
3. The median merger rates of 1G+2G and 2G+2G binaries relative to 1G+1G binaries are inferred to be 9.7×10^{-3} and 4.7×10^{-5} , respectively, with 99% upper limits of 0.32 and 0.05. The relative rates are tightly correlated with the fraction of 1G black holes with zero spin. Excluding the zero-spin subcomponent of our spin distribution, the relative rates drop to 8.1×10^{-4} and 3.3×10^{-7} respectively, with 99% upper limits of 0.02 and 1.7×10^{-4} . Since the relative rates and spins are tightly linked, a measurement of one would pin down the other.
4. The 10 binary black holes from GWTC-1 are all consistent with being 1G+1G. Given the rarity of 1G+2G and 2G+2G mergers, this is not surprising. GW170729's source, which is the most massive of the observed systems, is still found to be most likely of first-generation origin. This result is not especially sensitive to the allowed range for m_{\max} , as the masses for GW170729 are consistent with being below the PISN gap.

We cannot make a definite conclusion about the presence of hierarchical mergers amongst this catalog of 10 events,

The analysis is currently limited to considering binary black holes formed in globular clusters. In reality, we expect that binary black holes form in other environments as well. Black holes in the field are unlikely to undergo a hierarchical merger. On the other hand, those formed in a nuclear star cluster are much more likely to be retained and available to form hierarchical mergers due to their higher escape velocities ([Antonini & Rasio 2016](#); [Antonini et al. 2019](#); [Yang et al. 2019](#)).

Including alternative channels is necessary for definitively identifying hierarchical mergers as this and other evolutionary channels, such as stellar collisions in young

stellar clusters ([Di Carlo et al. 2019](#)) or growth in active galactic nucleus discs ([McKernan et al. 2012](#)), can grow black holes to masses above the PISN cut-off. The rate at which these mass-gap black holes form merging binaries is highly uncertain. If these black holes merge, they would be (incorrectly) classified as hierarchical mergers within our globular cluster picture.

Our method can be extended to include additional sub-populations. This would require defining new models, for example, including an aligned-spin distribution, as detailed in Eq. (5), to model binaries formed via isolated evolution ([Kalogera 2000](#); [Rodriguez et al. 2016b](#)). Including more sub-populations adds parameters to the likelihood, Eq. (26). With only the 10 binaries, a relatively simple model is prudent ([Abbott et al. 2019b](#)). However, this will change as the catalog grows with further observing runs ([Vitale et al. 2017](#); [Stevenson et al. 2017](#); [Zevin et al. 2017](#); [Talbot & Thrane 2017](#)).

The third observing run of LIGO and Virgo began in April 2019 and was suspended in March 2020. The fourth observing run, which will extend the global GW detector network to include KAGRA ([Akutsu et al. 2019](#)), is scheduled to start in mid 2021 ([Abbott et al. 2020](#)). As we gather more observing time, and improve the sensitivity of the detector network, we expect the number of observations and the rate of discoveries to increase. With larger catalogs of events it will be possible to make more precise measurements of the population, and we will be able to determine whether hierarchical mergers play a significant role in the GW catalog. Furthermore, improvements in the detectors' low-frequency sensitivity will improve their ability to detect higher mass binaries ([Abbott et al. 2017b](#)). The next generation of ground-based detectors offers the opportunity to perform the same measurements across cosmic time ([Kalogera et al. 2019](#)). With the precise population measurements coming from larger catalogs we can infer the details of the physical processes which shape black hole formation; however, for these conclusions to be accurate, it is necessary to account for the population being a mix of both 1G black holes and the products of mergers.

The authors thank Kyle Kremer, Carl Rodriguez, Tom Dent, Mario Spera and Zoheyr Doctor for their expert advice in constructing this study. The authors are grateful to Riccardo Buscicchio and Ethan Payne for their careful comments on the analysis; Reed Essick for help on calculating detector sensitivities, and Scotty Coughlin for computing support. This research has made use of data obtained from the Gravitational Wave Open Science Center (www.gw-openscience.org), a service of LIGO Laboratory, the LIGO Scientific Col-

laboration and the Virgo Collaboration. LIGO is funded by the US National Science Foundation (NSF). Virgo is funded by the French Centre National de Recherche Scientifique (CNRS), the Italian Istituto Nazionale della Fisica Nucleare (INFN) and the Dutch Nikhef, with contributions by Polish and Hungarian institutes. This work is supported by the NSF Grant PHY-1607709 and through Australian Research Council (ARC) Centre of Excellence CE170100004. CPLB is supported by the CIERA Board of Visitors Research Professorship. ET is supported through ARC Future Fellowship FT150100281 and CE170100004. This research

was supported in part through the computational resources from the Grail computing cluster at Northwestern University—funded through NSF PHY-1726951—and staff contributions provided for the Quest high performance computing facility at Northwestern University which is jointly supported by the Office of the Provost, the Office for Research, and Northwestern University Information Technology. The authors are grateful for computational resources provided by the LIGO Laboratory and supported by NSF Grants PHY-0757058 and PHY-0823459. This document has been assigned LIGO document number LIGO-P2000131.

APPENDIX

Here we present the full sets of inferred population parameter Λ posteriors for our population models. In Fig. 7, we plot the parameters determining the mass distributions, as defined in Eq. (2) and Eq. (3), for our default model. In Fig. 8 we plot the equivalent mass population parameters for the model excluding the zero-spin subcomponent, and in Fig. 9 we plot the mass population parameters when we switch to using a uniform prior for m_{\max} . The results are largely consistent between model choices.

When using the astrophysically motivated prior for m_{\max} , the posterior closely follows the prior. The posterior on m_{\max} is more restricted at smaller values of the power-law index α : when the mass distribution is flatter we are more sensitive to the upper cutoff than when the distribution sharply decreases with mass and we can increase the upper cutoff with little consequence (Fishbach & Holz 2017). When switching to the uniform prior on m_{\max} we see the same qualitative behaviour with varying α . For steep power laws ($\alpha \gtrsim 2$), we are effectively insensitive to the existence of an upper cut-off, but for flatter power laws ($\alpha \lesssim 1$), the dearth of higher mass black holes means that there is little posterior support for $m_{\max} \gtrsim 45M_{\odot}$.

The power-law index α has more support for higher ($\alpha \gtrsim 2$) values. Our posterior on α is truncated by our choice of prior. Abbott *et al.* (2019b) found that the posterior on α becomes uninformative at large values ($\alpha \gtrsim 4$), with all values matching equally well.

The Gaussian component of the mass spectrum has a mean well constrained between $\mu_m \simeq 25\text{--}35M_{\odot}$. The exception to this is when $\lambda_m \sim 0$, as then the Gaussian component is negligible and so can be positioned anywhere. There is a correlation between the width of the Gaussian component σ_m and the mean (Talbot & Thrane 2018), with smaller μ_m permissible when σ_m is larger as this enables the upper edge of the Gaussian to stay in place. The value of σ_m is not well constrained by the current set of observations.

The posteriors for the minimum mass m_{\min} are largely unconstrained. As the GW detectors are less sensitive to low mass systems, it is more difficult to place constraints on this end of the distribution (Fishbach & Holz 2017; Talbot & Thrane 2018; Abbott *et al.* 2019b). The lower limit of the m_{\min} distribution is set by our prior, and the upper limit is set by the least massive black hole amongst our observations.

The mass ratio is degenerate with the spin (Poisson & Will 1995; Baird *et al.* 2013; Farr *et al.* 2016). Fixing spins to be zero breaks the mass–spin degeneracy results in a more equal mass ratio and a larger m_2 for a system of a given chirp mass. However, the inclusion of the zero-spin subcomponent makes little difference to our inferred mass ratio distribution, with the posterior for the power-law index β_q being largely determined by our assumed prior.

In Fig. 10, we plot the parameters determining the mass distributions, as defined in Eq. (4), for our default model. In Fig. 8 we plot the equivalent mass population parameters for the model with $\lambda_0 = 0$, and in Fig. 9 we plot the mass population parameters when using a uniform prior for m_{\max} . The m_{\max} prior makes negligible difference to the spin distributions. In all cases we favor models with $\alpha_{\chi} < \beta_{\chi}$, which corresponds to distributions which decrease with increasing spin magnitude (Farr *et al.* 2017; Abbott *et al.* 2019b). There is no simple correlation between the fraction of 1G+1G binaries with zero spin λ_0 and the other population parameters. The multimodal λ_0 distribution shows that the population can be well described with a large fraction ($\lambda_0 \simeq 0.8$) of zero-spin binaries, with the Beta

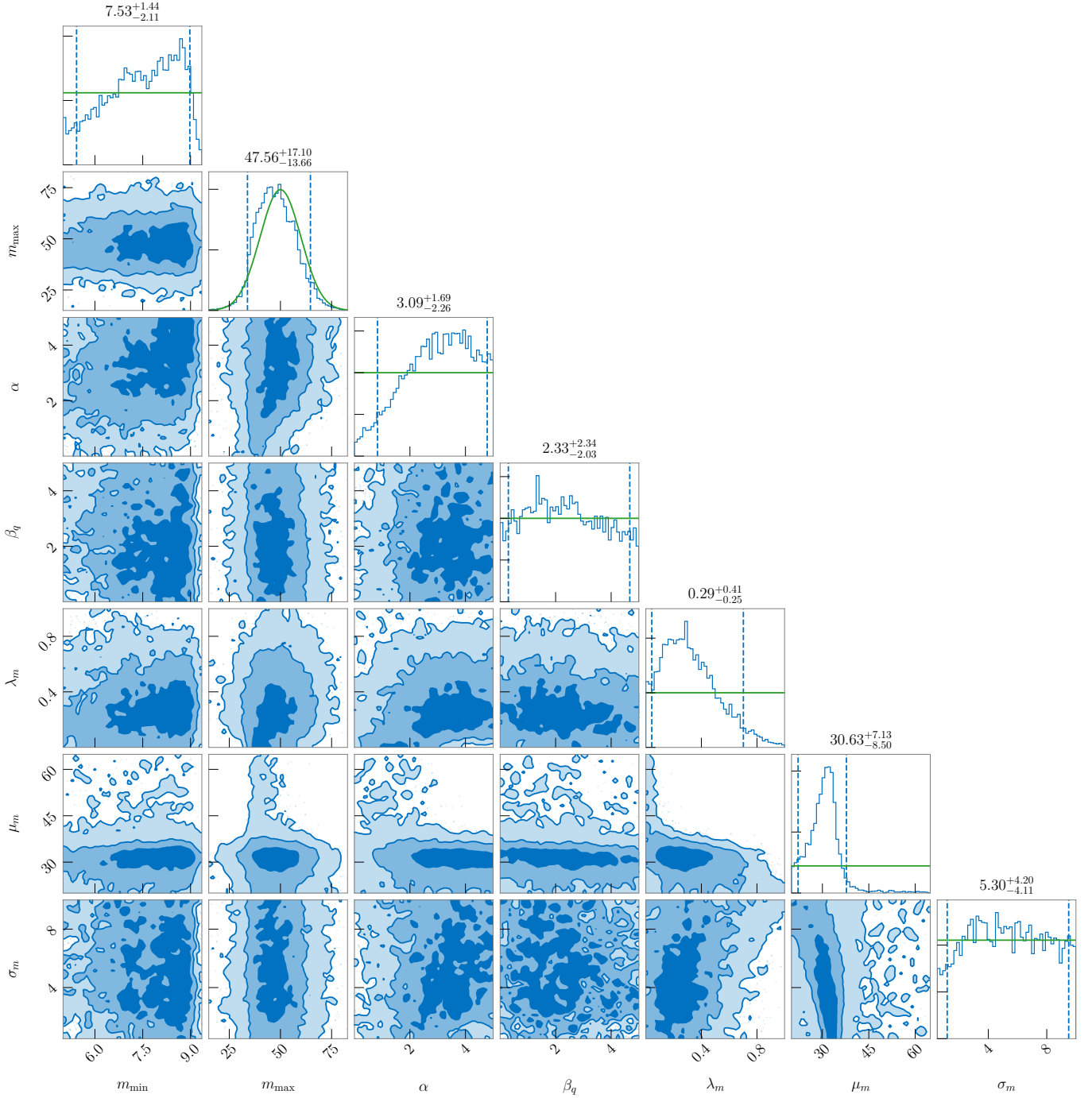


Figure 7. Posterior distributions of the hyperparameters governing the mass and mass ratio distributions, when we allow a fraction of 1G black holes to form in the zero-spin channel. The dashed lines give the 90% credible intervals, and the green lines indicate the priors.

distribution describing the few binaries with non-zero spin, or with a low fraction ($\lambda_0 \simeq 0$) of zero-spin binaries, and binaries typical 1G+1G binaries have small, but non-zero spins.

REFERENCES

Aasi, J., et al. 2015, *Class. Quant. Grav.*, 32, 074001

Abbott, B. P., et al. 2016a, *Phys. Rev. Lett.*, 116, 061102

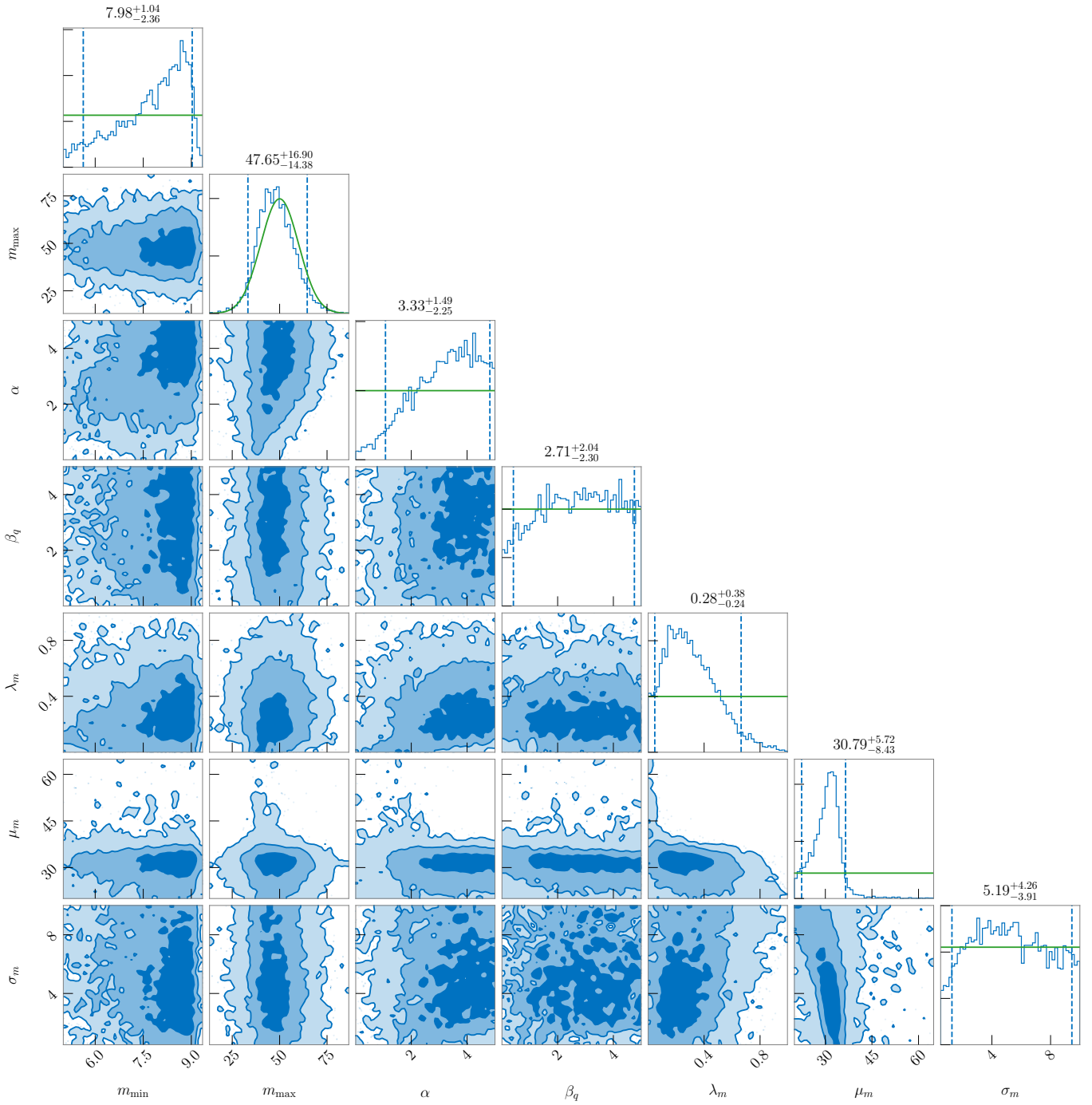


Figure 8. Inferred posterior distributions of the hyperparameters governing the mass and mass ratio distributions when excluding the zero-spin formation channel. The dashed lines give the 90% credible intervals, and the green lines indicate the priors.

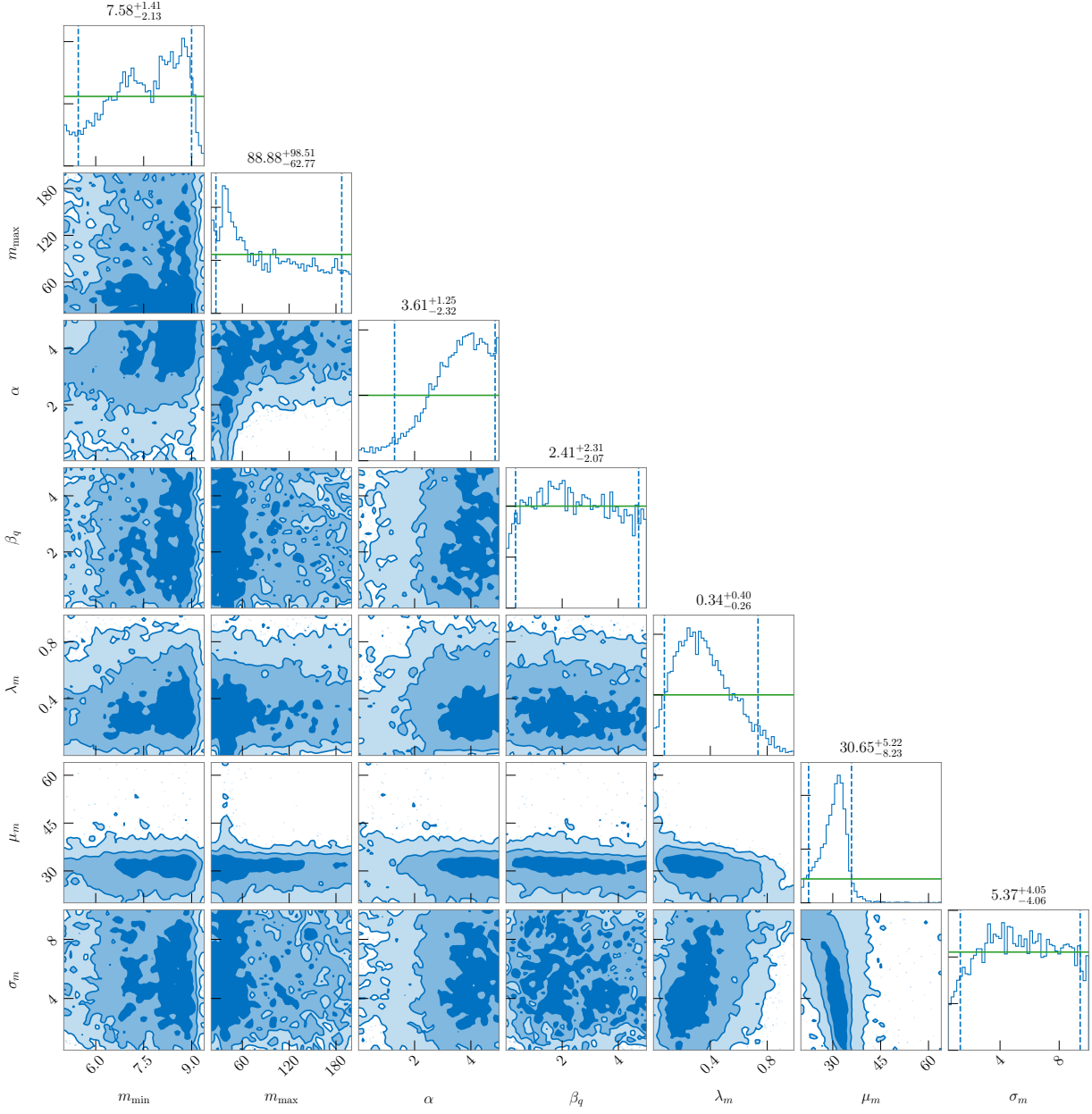


Figure 9. Posterior distributions of the hyperparameters governing the mass distributions when we assume a flat prior on m_{\max} . The dashed lines give the 90% credible intervals, and the green lines indicate the priors.

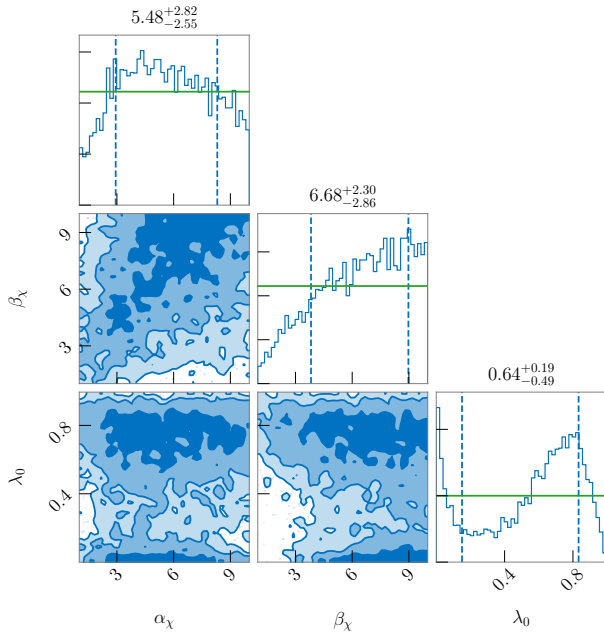


Figure 10. Posterior distributions of the hyperparameters governing the spin distributions, when we allow a fraction of 1G black holes to form in the zero-spin channel. The dashed lines give the 90% credible intervals, and the green lines indicate the priors.

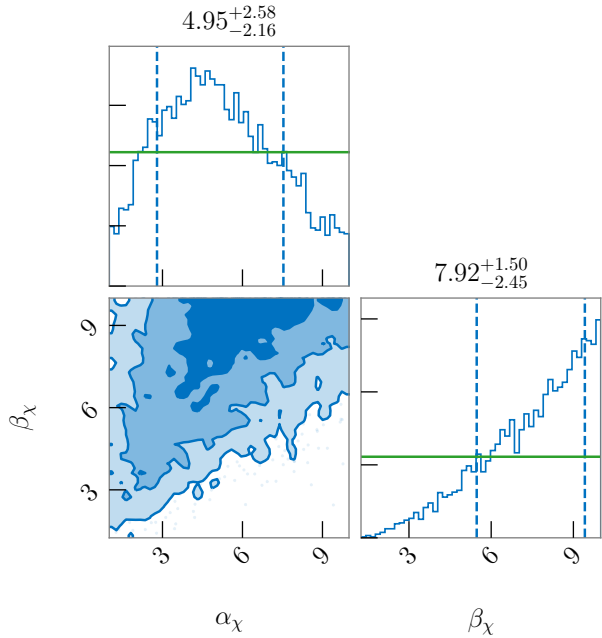


Figure 11. Posterior distributions of the hyperparameters governing the spin distributions when excluding the zero-spin formation channel. The dashed lines give the 90% credible intervals, and the green lines indicate the priors.

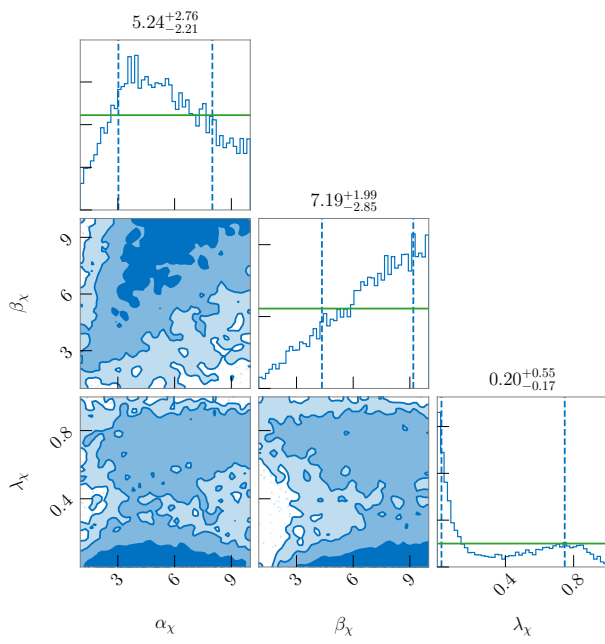


Figure 12. Posterior distributions of the hyperparameters governing the spin distributions when we assume a flat prior on m_{\max} . The dashed lines give the 90% credible intervals, and the green lines indicate the priors.

- . 2016b, *Astrophys. J.*, 818, L22
- . 2016c, *Phys. Rev. Lett.*, 116, 241102
- . 2016d, *Phys. Rev. Lett.*, 116, 241103
- . 2017a, *Phys. Rev. Lett.*, 118, 221101, [Erratum: *Phys. Rev. Lett.* 121, no. 12, 129901 (2018)]
- . 2017b, *Phys. Rev.*, D96, 022001
- . 2019a, *Phys. Rev.*, X9, 031040
- . 2019b, *Astrophys. J.*, 882, L24
- . 2020, arXiv:1304.0670v10
- Abbott, R., et al. 2019c, arXiv:1912.11716
- Acernese, F., et al. 2015, *Class. Quant. Grav.*, 32, 024001
- Akutsu, T., et al. 2019, *Nat. Astron.*, 3, 35
- Antonini, F., Gieles, M., & Gualandris, A. 2019, *Mon. Not. Roy. Astron. Soc.*, 486, 5008
- Antonini, F., & Rasio, F. A. 2016, *Astrophys. J.*, 831, 187
- Arca Sedda, M., Mapelli, M., Spera, M., Benacquista, M., & Giacobbo, N. 2020, arXiv:2003.07409
- Ashton, G., et al. 2019, *Astrophys. J. Suppl.*, 241, 27
- Baird, E., Fairhurst, S., Hannam, M., & Murphy, P. 2013, *Phys. Rev.*, D87, 024035
- Banerjee, S. 2020, arXiv:2004.07382
- Banerjee, S., Baumgardt, H., & Kroupa, P. 2010, *Mon. Not. Roy. Astron. Soc.*, 402, 371
- Barkat, Z., Rakavy, G., & Sack, N. 1967, *Phys. Rev. Lett.*, 18, 379
- Barrett, J. W., Gaebel, S. M., Neijssel, C. J., et al. 2018, *Mon. Not. Roy. Astron. Soc.*, 477, 4685
- Belczynski, K., Dominik, M., Bulik, T., et al. 2010, *Astrophys. J.*, 715, L138
- Belczynski, K., et al. 2016, *Astron. Astrophys.*, 594, A97
- Blanchet, L. 2014, *Living Rev. Rel.*, 17, 2
- Bruegmann, B., Gonzalez, J. A., Hannam, M., Husa, S., & Sperhake, U. 2008, *Phys. Rev.*, D77, 124047
- Buonanno, A., Kidder, L. E., & Lehner, L. 2008, *Phys. Rev.*, D77, 026004
- Campanelli, M., Lousto, C. O., Zlochower, Y., & Merritt, D. 2007, *Astrophys. J.*, 659, L5
- Chatziioannou, K., et al. 2019, *Phys. Rev.*, D100, 104015
- Cutler, C., & Flanagan, E. E. 1994, *Phys. Rev.*, D49, 2658
- Di Carlo, U. N., Mapelli, M., Bouffanais, Y., et al. 2019, arXiv:1911.01434
- Doctor, Z., Wysocki, D., O’Shaughnessy, R., Holz, D. E., & Farr, B. 2019, arXiv:1911.04424
- Downing, J. M. B., Benacquista, M. J., Giersz, M., & Spurzem, R. 2011, *Mon. Not. Roy. Astron. Soc.*, 416, 133
- Ertl, T., Woosley, S. E., Sukhbold, T., & Janka, H. T. 2020, *Astrophys. J.*, 890, 51
- Farmer, R., Renzo, M., de Mink, S. E., Marchant, P., & Justham, S. 2019, *Astrophys. J.*, 887, 53
- Farr, B., et al. 2016, *Astrophys. J.*, 825, 116
- Farr, W. M., Fishbach, M., Ye, J., & Holz, D. 2019, *Astrophys. J. Lett.*, 883, L42
- Farr, W. M., Stevenson, S., Coleman Miller, M., et al. 2017, *Nature*, 548, 426
- Finn, L. S., & Chernoff, D. F. 1993, *Phys. Rev.*, D47, 2198
- Fishbach, M., & Holz, D. E. 2017, *Astrophys. J.*, 851, L25
- Fishbach, M., Holz, D. E., & Farr, B. 2017, *Astrophys. J.*, 840, L24
- Fowler, W. A., & Hoyle, F. 1964, *Astrophys. J. Suppl.*, 9, 201
- Fryer, C. L., Woosley, S. E., & Heger, A. 2001, *Astrophys. J.*, 550, 372
- Fuller, J., & Ma, L. 2019, *Astrophys. J.*, 881, L1
- Gerosa, D., & Berti, E. 2017, *Phys. Rev.*, D95, 124046
- Gerosa, D., & Kesden, M. 2016, *Phys. Rev.*, D93, 124066
- Gonzalez, J. A., Sperhake, U., Bruegmann, B., Hannam, M., & Husa, S. 2007, *Phys. Rev. Lett.*, 98, 091101
- Healy, J., Lousto, C. O., & Zlochower, Y. 2014, *Phys. Rev.*, D90, 104004
- Heger, A., Fryer, C. L., Woosley, S. E., Langer, N., & Hartmann, D. H. 2003, *Astrophys. J.*, 591, 288
- Heger, A., & Woosley, S. E. 2002, *Astrophys. J.*, 567, 532
- Heggie, D. C. 1975, *Mon. Not. Roy. Astron. Soc.*, 173, 729
- Heggie, D. C., Hut, P., & McMillan, S. L. W. 1996, *ApJ*, 467, 359
- Jiménez-Forteza, X., Keitel, D., Husa, S., et al. 2017, *Phys. Rev.*, D95, 064024
- Kalogera, V. 2000, *Astrophys. J.*, 541, 319
- Kalogera, V., et al. 2019, *Bull. Am. Astron. Soc.*, 51, 242
- Kimball, C., Berry, C. P. L., & Kalogera, V. 2020, *R. Notes AAS*, 4, 2
- Kruckow, M. U., Tauris, T. M., Langer, N., Kramer, M., & Izzard, R. G. 2018, *Mon. Not. Roy. Astron. Soc.*, 481, 1908
- Lousto, C. O., & Zlochower, Y. 2011, *Phys. Rev. Lett.*, 107, 231102
- Mandel, I., & Farmer, A. 2018, arXiv:1806.05820
- Mandel, I., Farr, W. M., & Gair, J. R. 2019, *Mon. Not. Roy. Astron. Soc.*, 486, 1086
- Mapelli, M., Spera, M., Montanari, E., et al. 2020, *Astrophys. J.*, 888, 376
- Marchant, P., Renzo, M., Farmer, R., et al. 2019, *Astrophys. J.*, 882, 36
- McKernan, B., Ford, K. E. S., Lyra, W., & Perets, H. B. 2012, *Mon. Not. Roy. Astron. Soc.*, 425, 460
- Merritt, D., Milosavljevic, M., Favata, M., Hughes, S. A., & Holz, D. E. 2004, *Astrophys. J.*, 607, L9
- Miller, M. C., & Hamilton, D. P. 2002, *Astrophys. J.*, 576, 894
- Miller, M. C., & Miller, J. M. 2014, *Phys. Rept.*, 548, 1

- Miller, S., Callister, T. A., & Farr, W. 2020, arXiv:2001.06051
- Moody, K., & Sigurdsson, S. 2009, *Astrophys. J.*, 690, 1370
- Neijssel, C. J., Vigna-Gómez, A., Stevenson, S., et al. 2019, *Mon. Not. Roy. Astron. Soc.*, 490, 3740
- Plummer, H. C. 1911, *Mon. Not. Roy. Astron. Soc.*, 71, 460
- Poisson, E., & Will, C. M. 1995, *Phys. Rev.*, D52, 848
- Portegies Zwart, S. F., & McMillan, S. 2000, *Astrophys. J.*, 528, L17
- Pretorius, F. 2005, *Phys. Rev. Lett.*, 95, 121101
- Pürrer, M., Hannam, M., & Ohme, F. 2016, *Phys. Rev.*, D93, 084042
- Qin, Y., Fragos, T., Meynet, G., et al. 2018, *Astron. Astrophys.*, 616, A28, [Astron. Astrophys.616,A28(2018)]
- Reisswig, C., Husa, S., Rezzolla, L., et al. 2009, *Phys. Rev.*, D80, 124026
- Rodriguez, C. L., Amaro-Seoane, P., Chatterjee, S., & Rasio, F. A. 2018, *Phys. Rev. Lett.*, 120, 151101
- Rodriguez, C. L., Chatterjee, S., & Rasio, F. A. 2016a, *Phys. Rev.*, D93, 084029
- Rodriguez, C. L., Zevin, M., Amaro-Seoane, P., et al. 2019, *Phys. Rev.*, D100, 043027
- Rodriguez, C. L., Zevin, M., Pankow, C., Kalogera, V., & Rasio, F. A. 2016b, *Astrophys. J.*, 832, L2
- Sigurdsson, S., & Phinney, E. S. 1993, *ApJ*, 415, 631
- Speagle, J. S. 2020, *Mon. Not. Roy. Astron. Soc.*, 493, 3132
- Spera, M., & Mapelli, M. 2017, *Mon. Not. Roy. Astron. Soc.*, 470, 4739
- Spera, M., Mapelli, M., & Bressan, A. 2015, *Mon. Not. Roy. Astron. Soc.*, 451, 4086
- Sperhake, U. 2015, *Class. Quant. Grav.*, 32, 124011
- Stevenson, S., Berry, C. P. L., & Mandel, I. 2017, *Mon. Not. Roy. Astron. Soc.*, 471, 2801
- Stevenson, S., Ohme, F., & Fairhurst, S. 2015, *Astrophys. J.*, 810, 58
- Stevenson, S., Sampson, M., Powell, J., et al. 2019, *Astrophys. J.*, 882, 121
- Talbot, C., Smith, R., Thrane, E., & Poole, G. B. 2019, *Phys. Rev.*, D100, 043030
- Talbot, C., & Thrane, E. 2017, *Phys. Rev.*, D96, 023012
- . 2018, *Astrophys. J.*, 856, 173
- Thrane, E., & Talbot, C. 2019, *Publ. Astron. Soc. Austral.*, 36, e010
- van Son, L. A. C., de Mink, S. E., Broekgaarden, F. S., et al. 2020, arXiv:2004.05187
- Varma, V., Gerosa, D., Stein, L. C., Hébert, F., & Zhang, H. 2019, *Phys. Rev. Lett.*, 122, 011101
- Varma, V., Isi, M., & Biscoveanu, S. 2020, arXiv:2002.00296
- Vitale, S., Lynch, R., Sturani, R., & Graff, P. 2017, *Class. Quant. Grav.*, 34, 03LT01
- Vitale, S., Lynch, R., Veitch, J., Raymond, V., & Sturani, R. 2014, *Phys. Rev. Lett.*, 112, 251101
- Woosley, S. E. 2017, *Astrophys. J.*, 836, 244
- Woosley, S. E., Blinnikov, S., & Heger, A. 2007, *Nature*, 450, 390
- Woosley, S. E., & Heger, A. 2015, *Astrophys. Space Sci. Libr.*, 412, 199
- Woosley, S. E., Heger, A., & Weaver, T. A. 2002, *Rev. Mod. Phys.*, 74, 1015
- Wysocki, D., Lange, J., & O’Shaughnessy, R. 2019, *Phys. Rev.*, D100, 043012
- Yang, Y., et al. 2019, *Phys. Rev. Lett.*, 123, 181101
- Zevin, M., Pankow, C., Rodriguez, C. L., et al. 2017, *Astrophys. J.*, 846, 82