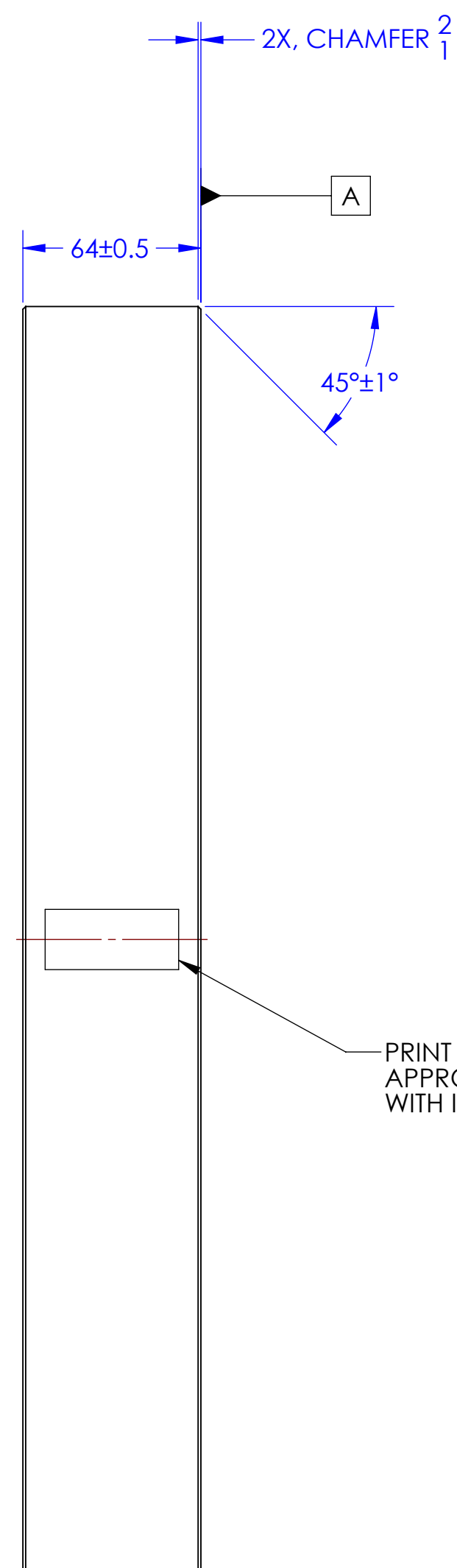

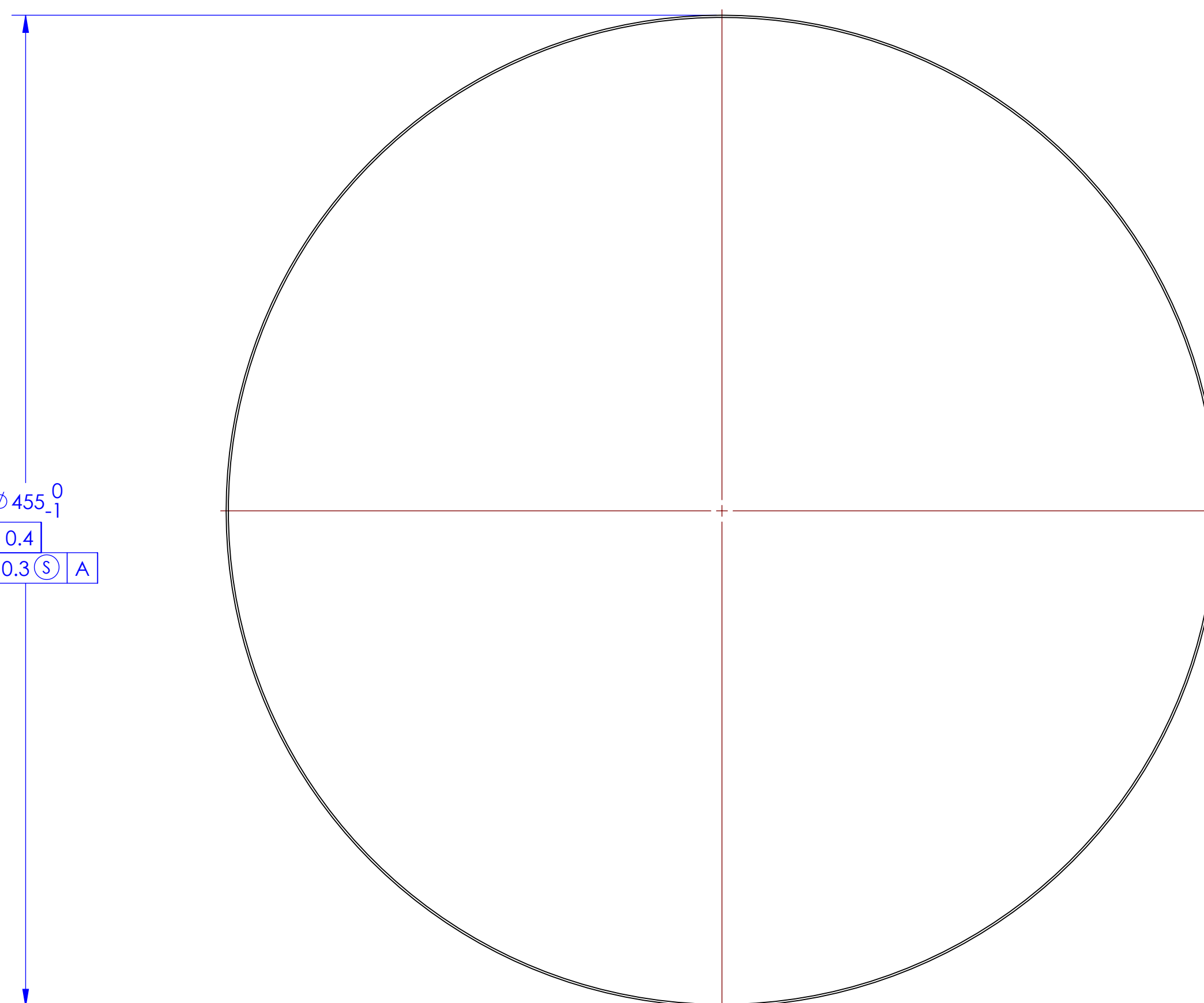



REV.	DATE	DCN #	DRAWING TREE #
v1	05/18/19	-	-
v2	01/09/20	E1900225	-
-	-	-	-



PRINT SERIAL NUMBER  
APPROXIMATELY HERE  
WITH INDELIBLE INK

Ø 455.0<sup>0</sup><sub>-0.1</sub>  
 Ⓞ 0.4  
 0.3 Ⓢ A



DIMENSIONS ARE IN mm		TOLERANCES: .XX ± .XXX ±		ANGULAR ± 1°	
MATERIAL		FINISH		NEXT ASSY	
LOW INCLUSION FUSED SILICA AS PER E1900150		-- μm			

NOTES AND TOLERANCES: (UNLESS OTHERWISE SPECIFIED)  
 1. INTERPRET DRAWING PER ASME Y14.5-1994.  
 2. DO NOT SCALE FROM DRAWING.

CALIFORNIA INSTITUTE OF TECHNOLOGY MASSACHUSETTS INSTITUTE OF TECHNOLOGY		PART NAME	
SYSTEM	A+	SUB-SYSTEM	BEAMSPLITTER
NEXT ASSY			

DESIGNER		G.BILLINGSLEY		MAY'19		SIZE		DWG. NO.		REV.	
DRAFTER		R.JONES		JAN'20		D		D1900150		v2	
CHECKER											
APPROVAL											
		SCALE: 1:2		PROJECTION:				SHEET 1 OF 1			

D:\P00150-A+ BEAMSPLITTER MIRROR BLANK PART FDM REV: V2 DRAWING FDM REV: B