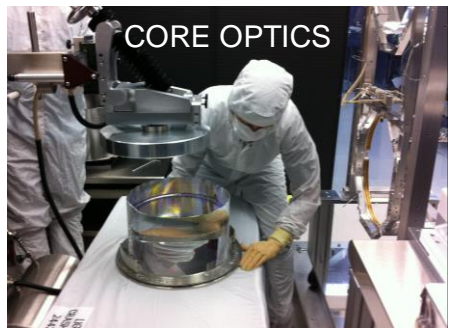
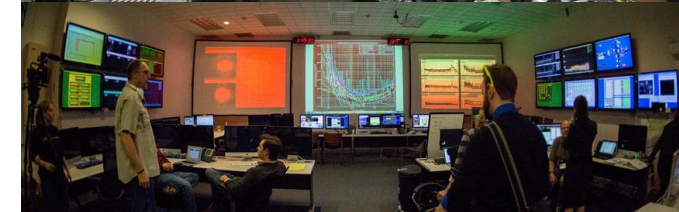



## ENGINEERING BEHIND LIGO, the Laser Interferometer Gravitational-wave Observatory

Dennis Coyne  
LIGO Laboratory, Caltech  
on behalf of the LIGO  
Scientific Collaboration

A talk to the Southern  
California Chapter of the  
American Vacuum Society  
(AVS),  
28 March 2017

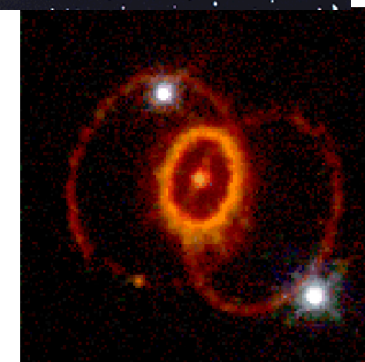



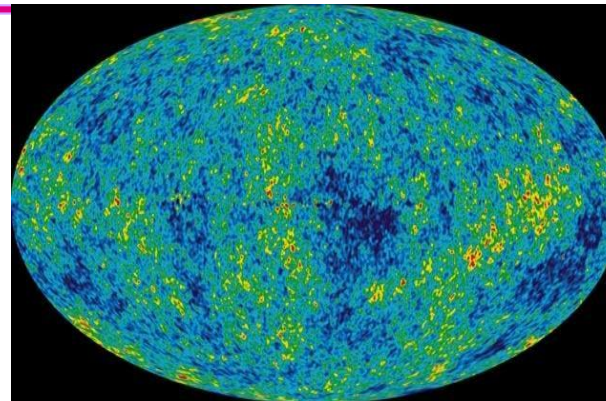




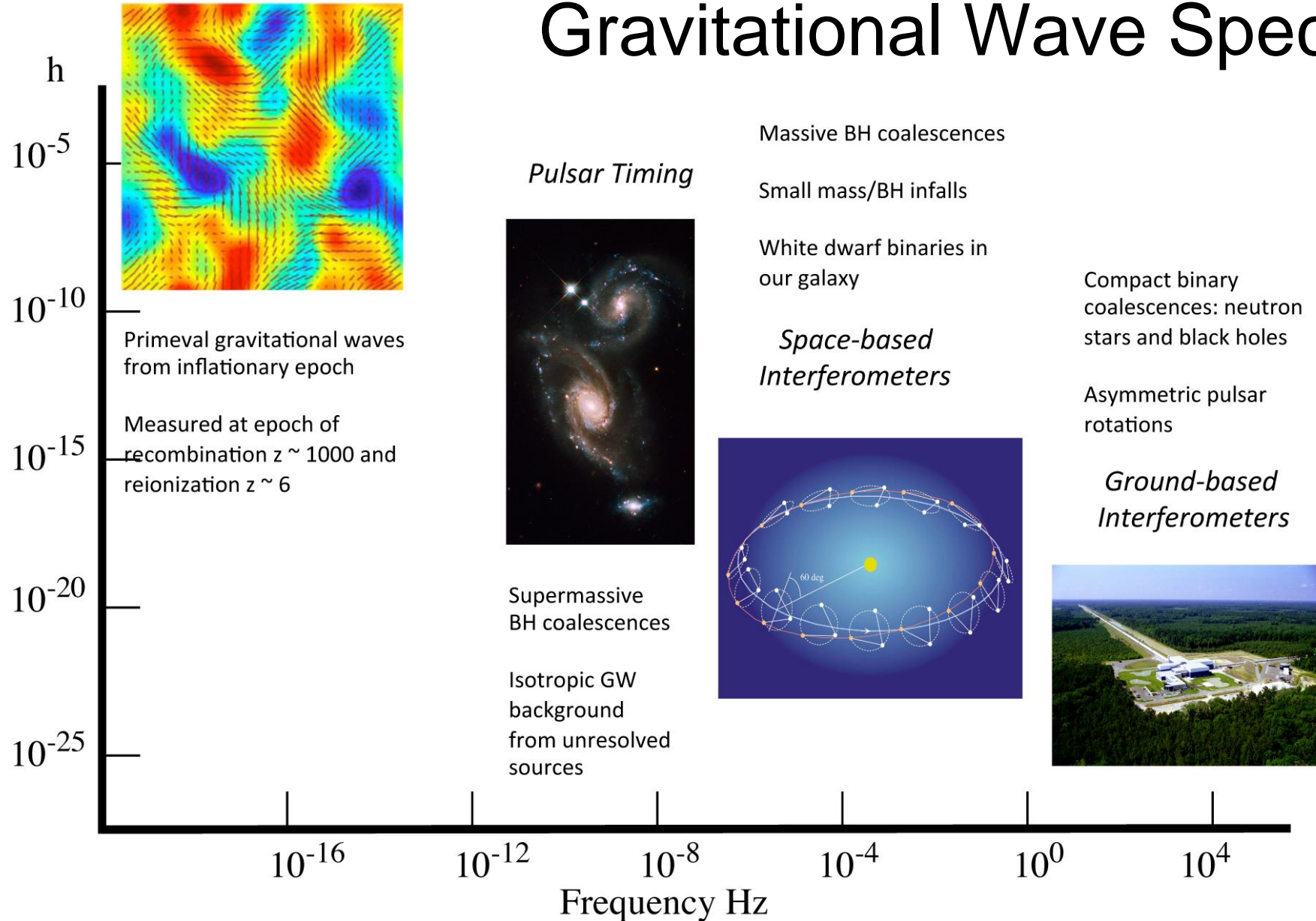
- Why? (the motivation)
  - ❖ Gravitation, Gravitational Waves & Astrophysical Sources
- Detection!
- Who?
  - ❖ The team
- How? (the engineering)
  - ❖ Basic principles of operation
  - ❖ Subsystems
- More about the vacuum system
  - ❖ a talk by Jon Feicht
- Tours
  - ❖ VORTEX (Vapor Outgassing & Reexposure Text Experiment)
  - ❖ 40m Lab – a 100<sup>th</sup> scale version of LIGO

# Astrophysical Sources of Gravitational Waves


- ❑ Compact binary inspiral mergers: **template search**
  - ❖ Neutron star – Neutron star
  - ❖ Black hole – Neutron star
  - ❖ Black hole – Black hole
- ❑ “Burst” Sources: **wavelets, T/f clusters**
  - ❖ Core-collapse supernovae
  - ❖ BH normal modes
  - ❖ Cosmic Strings
  - ❖ The unknown...
- ❑ Triggered searches: **Multi-modality searches**
  - ❖ Gamma ray bursts
  - ❖ EM transients
- ❑ Periodic Sources
  - ❖ Pulsars
  - ❖ Low mass x-ray binaries (quasi-periodic)
  - ❖ Rotating neutron stars
- ❑ Stochastic Sources
  - ❖ Primordial GW radiation from the Big-Bang
  - ❖ Incoherent ensemble of GW emitters: GW radiometry



# Gravitational Wave Spectrum



# Numerical Solution of Einstein Field Equations: Binary Black Hole Merger



# Did I Mention that I'm an engineer?

## EINSTEIN SIMPLIFIED



$\gamma'_{\mu\nu} = \alpha_{\nu\rho} f(x_i + i x_i) = \alpha_{\nu\rho} f(x-t). \quad (15)$

Dabei sind die  $\alpha_{\nu\rho}$  Konstante;  $f$  ist eine Funktion des Arguments  $x-t$ . Ist der betrachtete Raum frei von Materie, d. h. verschwinden die  $T_{\mu\nu}$ , so sind die Gleichungen (6) durch diesen Ansatz erfüllt. Die Gleichungen (4) liefern zwischen den  $\alpha_{\nu\rho}$  die Beziehungen

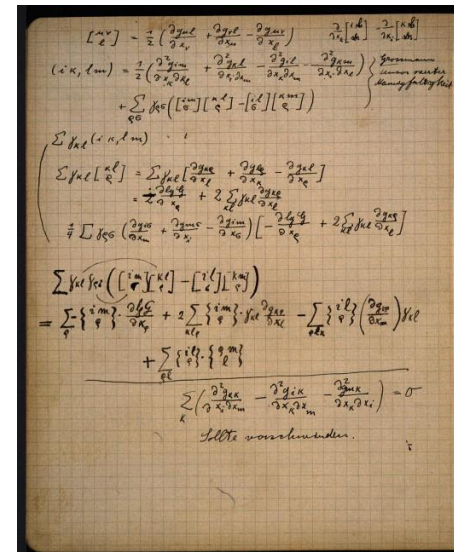

$$\begin{cases} \alpha_{11} + i\alpha_{14} = 0 \\ \alpha_{22} + i\alpha_{24} = 0 \\ \alpha_{33} + i\alpha_{34} = 0 \\ \alpha_{44} + i\alpha_{41} = 0 \end{cases} \quad (16)$$

Von den 10 Konstanten  $\alpha_{\nu\rho}$  sind daher nur 6 frei wählbar. Wir können die allgemeinste Welle der betrachteten Art daher aus Wellen von folgenden 6 Typen superponieren

$$\begin{cases} \text{a) } \alpha_{11} + i\alpha_{14} = 0 \\ \alpha_{14} + i\alpha_{41} = 0 \\ \text{b) } \alpha_{22} + i\alpha_{24} = 0 \\ \alpha_{24} + i\alpha_{42} = 0 \\ \text{c) } \alpha_{33} + i\alpha_{34} = 0 \\ \alpha_{34} + i\alpha_{43} = 0 \\ \text{d) } \alpha_{22} \neq 0 \\ \text{e) } \alpha_{33} \neq 0 \\ \text{f) } \alpha_{33} \neq 0 \end{cases} \quad (17)$$

d)  $\frac{1}{i} t_{22} = \frac{f'^2}{4x} \alpha_{22}^2 = \frac{1}{4x} \left( \frac{\partial \gamma'_{22}}{\partial t} \right)^2$   
 e)  $\frac{1}{i} t_{33} = \frac{f'^2}{4x} \alpha_{33}^2 = \frac{1}{4x} \left( \frac{\partial \gamma'_{33}}{\partial t} \right)^2$   
 f)  $\frac{1}{i} t_{33} = \frac{f'^2}{4x} \alpha_{33}^2 = \frac{1}{4x} \left( \frac{\partial \gamma'_{33}}{\partial t} \right)^2$

Es ergibt sich also, daß nur die Wellen des letzten Typs Energie transportieren, und zwar ist der Energietransport einer beliebigen ebenen Welle gegeben durch

$$I_x = \frac{1}{i} t_{xx} = \frac{1}{4x} \left[ \left( \frac{\partial \gamma'_{22}}{\partial t} \right)^2 + 2 \left( \frac{\partial \gamma'_{33}}{\partial t} \right)^2 + \left( \frac{\partial \gamma'_{33}}{\partial t} \right)^2 \right]. \quad (18)$$


$$R_{\mu\nu} - \frac{1}{2} g_{\mu\nu} R + g_{\mu\nu} \Lambda = \frac{8\pi G}{c^4} T_{\mu\nu}$$

Albert Einstein: "Do not worry about your difficulties in Mathematics. I can assure you mine are still greater."


$$ds^2 = - \left[ \left\{ 1 - \left( \frac{2GM}{rc^2} \right) \right\}^{-1} dr^2 + r^2 d\theta^2 + r^2 \sin^2 \theta d\phi^2 \right] + \left[ \left\{ 1 - \left( \frac{2GM}{rc^2} \right) \right\} (cdt)^2 + \left[ \left( \frac{G}{c^2} \right) dm \right]^2 \right]$$

$$\begin{aligned}
 & - \frac{a}{2\delta^2} \frac{\partial a}{\partial \psi} c \frac{\partial c}{\partial \psi} - \frac{a}{2\delta^2} \frac{\partial a}{\partial \psi} b \frac{\partial b}{\partial \psi} - \frac{a}{2\delta^2} \frac{\partial b}{\partial \psi} c \frac{\partial c}{\partial \psi} - \frac{a^2}{2\delta^2} \frac{\partial b}{\partial \psi} \frac{\partial c}{\partial \psi} + \frac{a}{4\delta^2} \frac{\partial a}{\partial \psi} \frac{\partial b}{\partial \psi} c - \frac{a}{4\delta^2} \frac{\partial a}{\partial \psi} \frac{\partial b}{\partial \psi} c \\
 & + \frac{a^2}{4\delta^2} \frac{\partial a}{\partial \psi} \frac{\partial b}{\partial \psi} + \frac{a^2}{4\delta^2} \left( \frac{\partial b}{\partial \psi} \right)^2 + \frac{a}{4\delta^2} \frac{\partial a}{\partial \psi} b \frac{\partial b}{\partial \psi} + \frac{a}{4\delta^2} \left( \frac{\partial c}{\partial \psi} \right)^2 b \\
 R_{\eta\theta} = & - \frac{2ac}{\delta\psi} \frac{\partial \psi}{\partial \psi} \cot \theta + \frac{2ab}{\delta\psi} \frac{\partial \psi}{\partial \psi} \cot \theta - \frac{2\partial \psi}{\psi} \cot \theta - \frac{\partial \psi}{2d} \cot \theta - \frac{\partial a}{2\delta} c \cot \theta + \frac{a}{2\delta} \frac{\partial \psi}{\partial \psi} \cot \theta \\
 & - \frac{2ac}{\delta\psi} \frac{\partial^2 \psi}{\partial \psi^2} - \frac{2ac}{\delta\psi^2} \left( \frac{\partial \psi}{\partial \psi} \right)^2 + \frac{4ab}{\delta\psi^2} \frac{\partial \psi}{\partial \psi} \frac{\partial \psi}{\partial \psi} + \frac{2\partial \psi}{\psi^2} \frac{\partial \psi}{\partial \psi} - \frac{ac}{\delta d \psi} \frac{\partial \psi}{\partial \psi} + \frac{ab}{\delta d \psi} \frac{\partial \psi}{\partial \psi} \\
 & - \frac{\partial d}{\partial \psi} \frac{\partial \psi}{\partial \psi} + \frac{2a}{\delta\psi} \frac{\partial c}{\partial \psi} \frac{\partial c}{\partial \psi} - \frac{3\partial a}{\delta\psi} c \frac{\partial \psi}{\partial \psi} + \frac{2a}{\delta\psi} \frac{\partial \psi}{\partial \psi} + \frac{\partial a}{\delta\psi} b \frac{\partial \psi}{\partial \psi} - \frac{2a^2}{\delta^2 \psi} \frac{\partial c}{\partial \psi} \frac{\partial \psi}{\partial \psi} \\
 & + \frac{2abc}{\delta^2 \psi} \frac{\partial c}{\partial \psi} \frac{\partial \psi}{\partial \psi} + \frac{a^2}{\delta^2 \psi} \frac{\partial b}{\partial \psi} c \frac{\partial \psi}{\partial \psi} + \frac{a}{\delta^2 \psi} \frac{\partial a}{\partial \psi} b c \frac{\partial \psi}{\partial \psi} - \frac{a^2}{\delta^2 \psi} \frac{\partial b}{\partial \psi} \frac{\partial \psi}{\partial \psi} - \frac{a}{\delta^2 \psi} \frac{\partial a}{\partial \psi} \frac{\partial b}{\partial \psi} \frac{\partial \psi}{\partial \psi} - \frac{2bc}{\delta\psi} \frac{\partial^2 \psi}{\partial \psi^2} \\
 & + \frac{4ab}{\delta\psi} \frac{\partial^2 \psi}{\partial \psi \partial \psi} - \frac{6\partial^2 \psi}{\delta \psi \partial \psi} - \frac{2bc}{\delta\psi^2} \left( \frac{\partial \psi}{\partial \psi} \right)^2 + \frac{ab}{\delta d \psi} \frac{\partial \psi}{\partial \psi} \frac{\partial \psi}{\partial \psi} - \frac{\partial d}{\delta \psi} \frac{\partial \psi}{\partial \psi} - \frac{bc}{\delta d \psi} \frac{\partial \psi}{\partial \psi} \\
 & + \frac{2b}{\delta\psi} \frac{\partial c}{\partial \psi} \frac{\partial \psi}{\partial \psi} - \frac{3\partial b}{\delta\psi} c \frac{\partial c}{\partial \psi} + \frac{a}{\delta\psi} \frac{\partial c}{\partial \psi} \frac{\partial \psi}{\partial \psi} + \frac{2\partial a}{\delta\psi} b \frac{\partial \psi}{\partial \psi} + \frac{2abc}{\delta^2 \psi} \frac{\partial c}{\partial \psi} \frac{\partial \psi}{\partial \psi} - \frac{2a^2}{\delta^2 \psi} \frac{\partial c}{\partial \psi} \frac{\partial \psi}{\partial \psi}
 \end{aligned}$$


# Newtonian Gravity, General Relativity and Gravitational Waves



Newtonian Gravity  
"Spooky action at a distance"

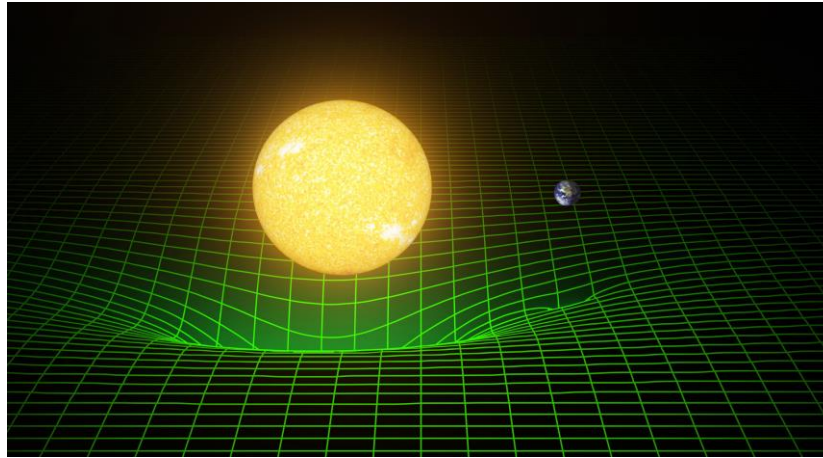


$$F = \frac{GMm}{r^2}$$




$$\left( -\frac{\partial^2}{\partial t^2} + \nabla^2 \right) h^{ab} = 0$$

Einstein field equations have wave solution

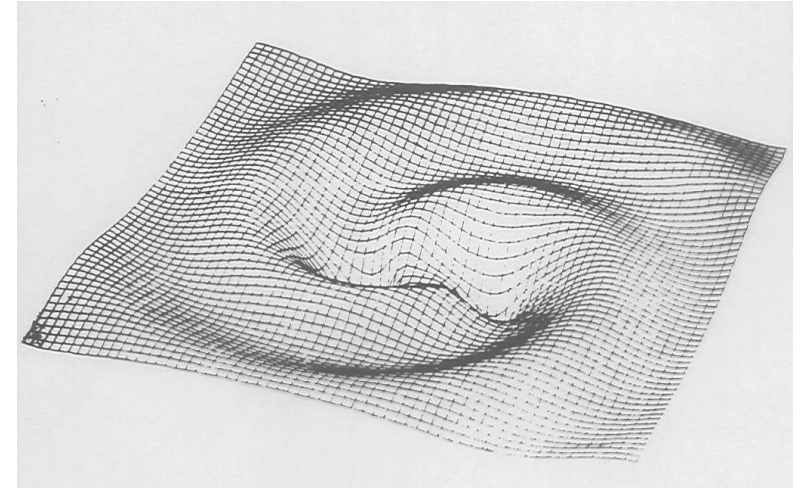


$$h = \frac{dL}{L} = G^a c^b M^d R^e D^k f^n$$

$$= \frac{GMR^2 f^2}{c^4 D} \gg 10^{-22}$$



"Mass tells space-time how to curve, and space-time tells mass how to move."  
John Wheeler



"Like" measuring the distance to the sun to less than the diameter of an atom



# Transverse Quadrupolar Wave

Gravitational waves are required by all relativistic theories of

- ❖ Sources are accelerated masses
- ❖ Propagation velocity is assumed as  $c$
- ❖ Lowest order source is a quadrupole (general relativity)

GWs cause geometry/length fluctuations

- ❖ x and + polarizations

Dimensionless amplitude strain

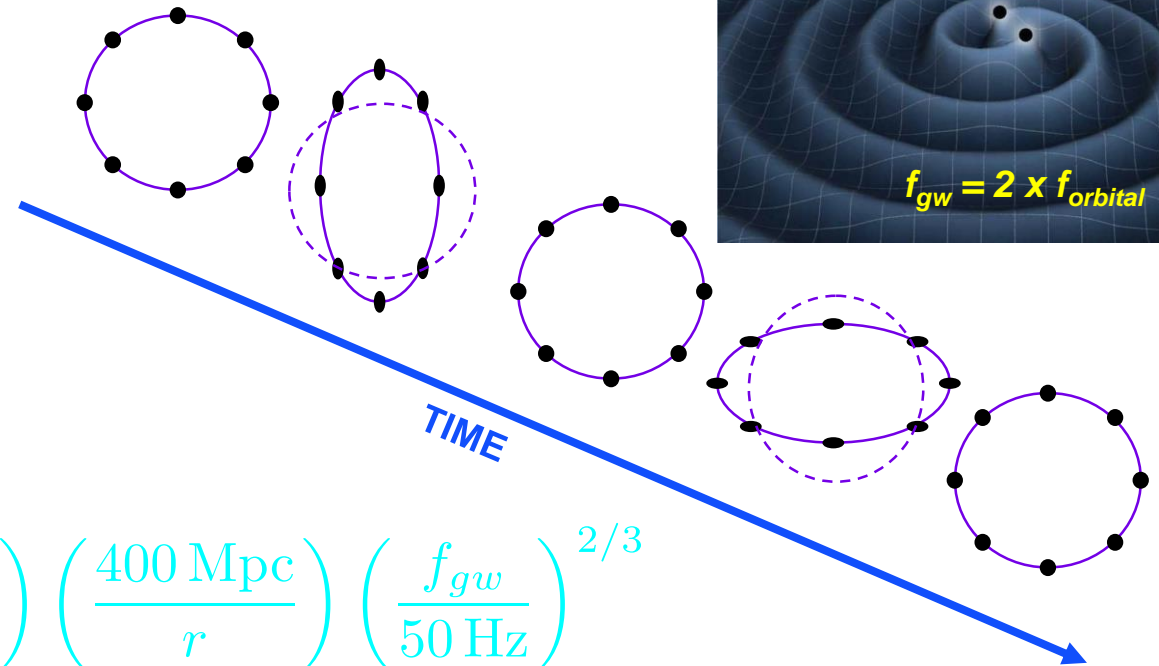

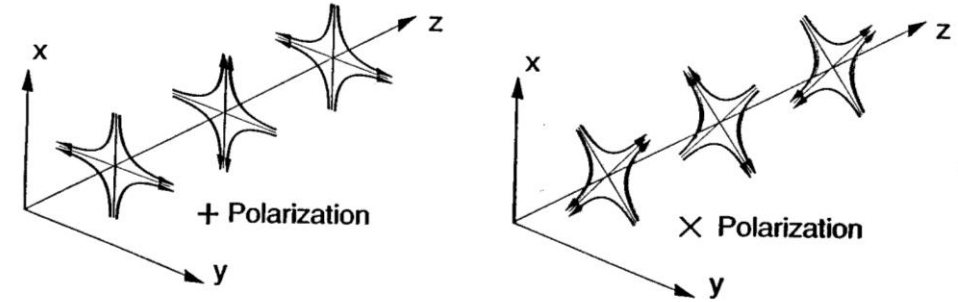
$$h = \Delta L/L \sim 10^{-21}$$

$$\sim \frac{\text{atomic diameter}}{\text{earth-sun distance}} \approx \frac{1 \text{ Angstrom}}{150 \text{ Gm}}$$

metric perturbation  $h = \frac{2G}{c^4 r} \ddot{I}$  quadrupole moment

Two masses  $m$  in a circular orbit:

$$h = \frac{2Gm}{c^4 r} (2\pi f_{gw})^{2/3} = 1.5 \times 10^{-21} \left( \frac{m}{30M_\odot} \right) \left( \frac{400 \text{ Mpc}}{r} \right) \left( \frac{f_{gw}}{50 \text{ Hz}} \right)^{2/3}$$









# Measurement Challenge

- Needed technology development to measure:

$$h = \Delta L / L < 10^{-21}$$

$$\Delta L < 4 \times 10^{-18} \text{ meters}$$

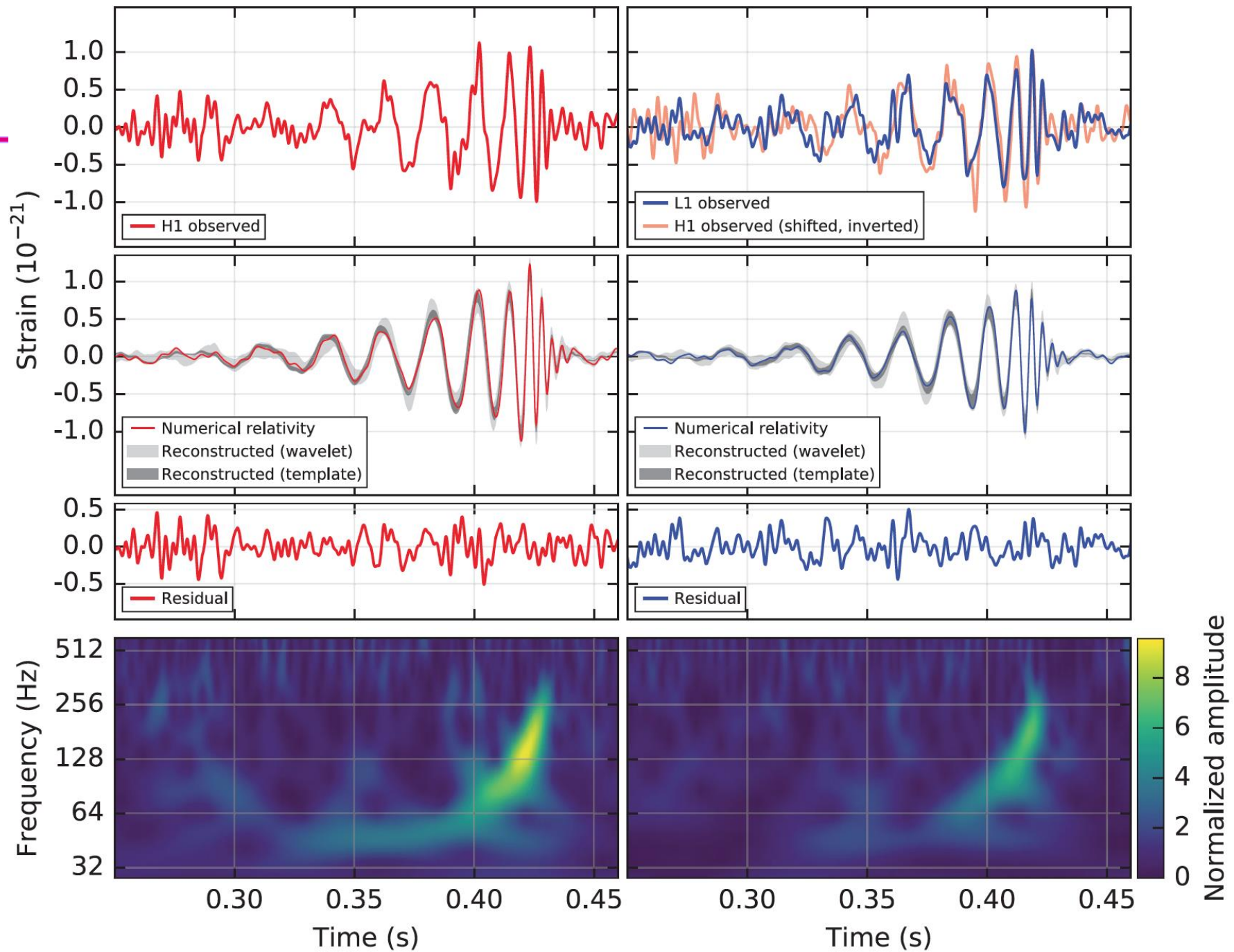
		One meter, about 40 inches
÷10,000		Human hair, about 100 microns
÷100		Wavelength of light, about 1 micron
÷10,000		Atomic diameter, $10^{-10}$ meter
÷100,000		Nuclear diameter, $10^{-15}$ meter
÷1,000		LIGO sensitivity, $10^{-18}$ meter

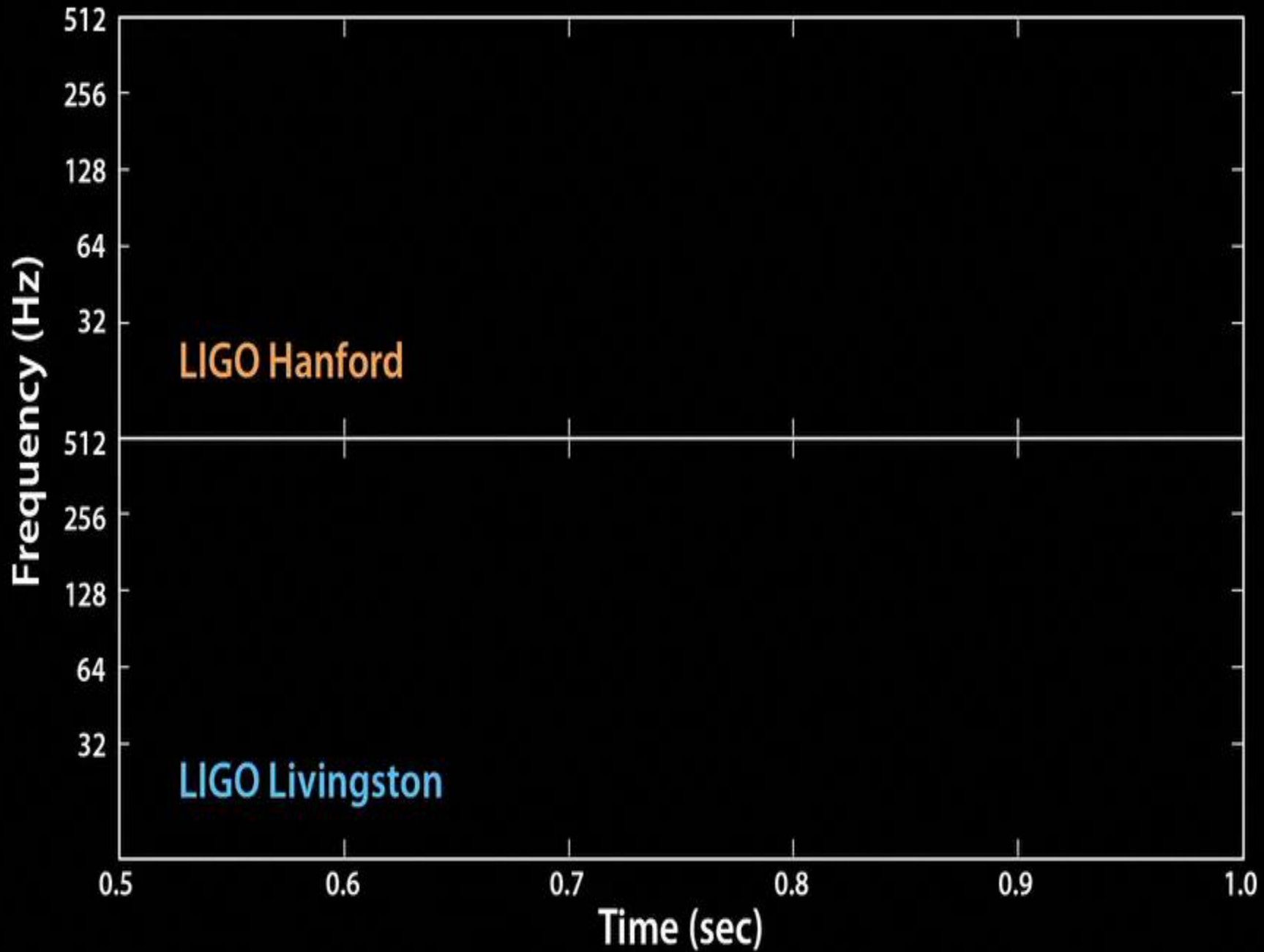
# Outline

- Why? (the motivation)
  - ❖ Gravitation, Gravitational Waves & Astrophysical Sources
- □ **Detection!**
- Who?
  - ❖ The team
- How? (the engineering)
  - ❖ Basic principles of operation
  - ❖ Subsystems
- More about the vacuum system
  - ❖ a talk by Jon Feicht
- Tours
  - ❖ VORTEX (Vapor Outgassing & Reexposure Text Experiment)
  - ❖ 40m Lab – a 100<sup>th</sup> scale version of LIGO

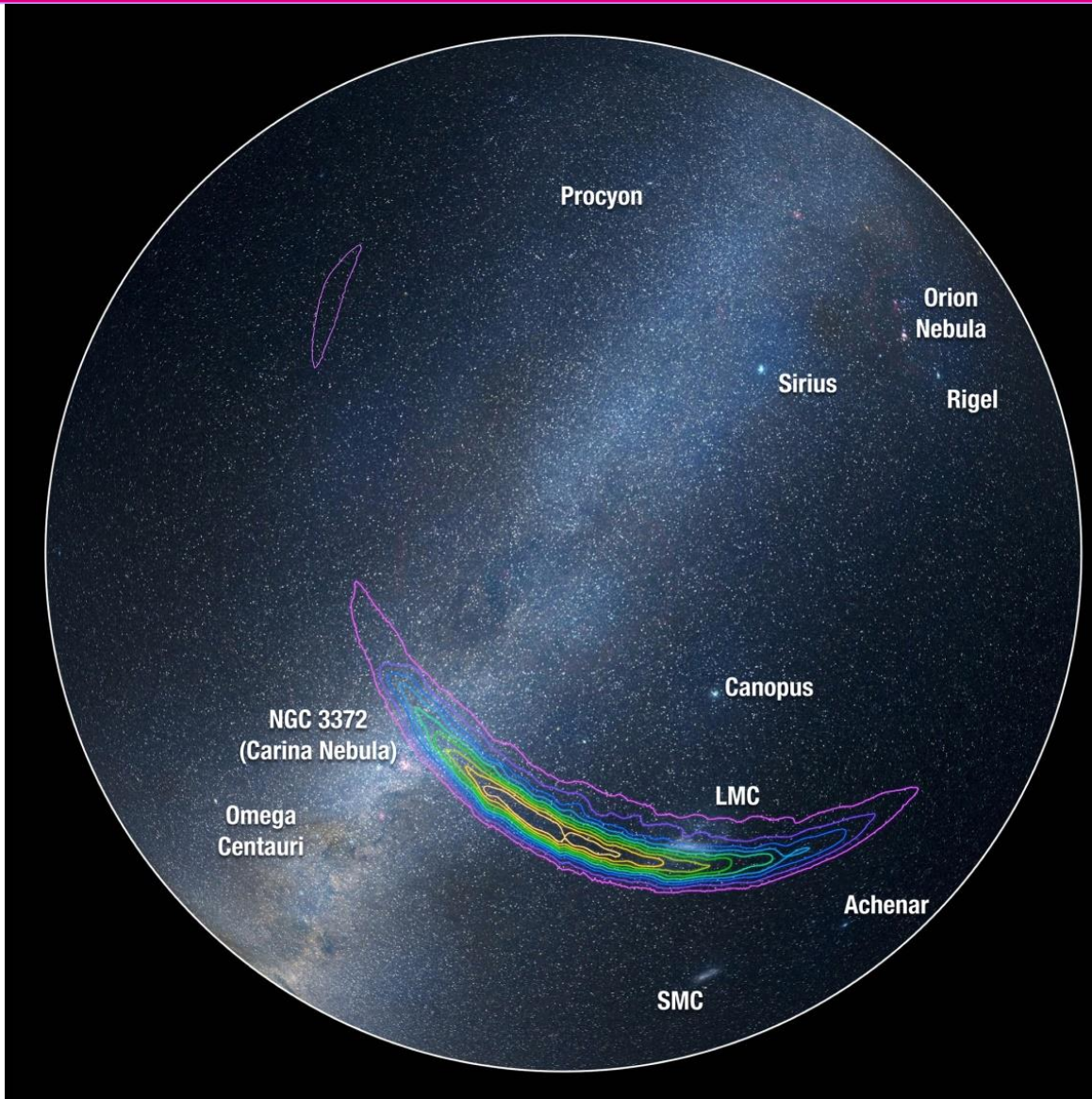
Hanford, Washington (H1)

Livingston, Louisiana (L1)



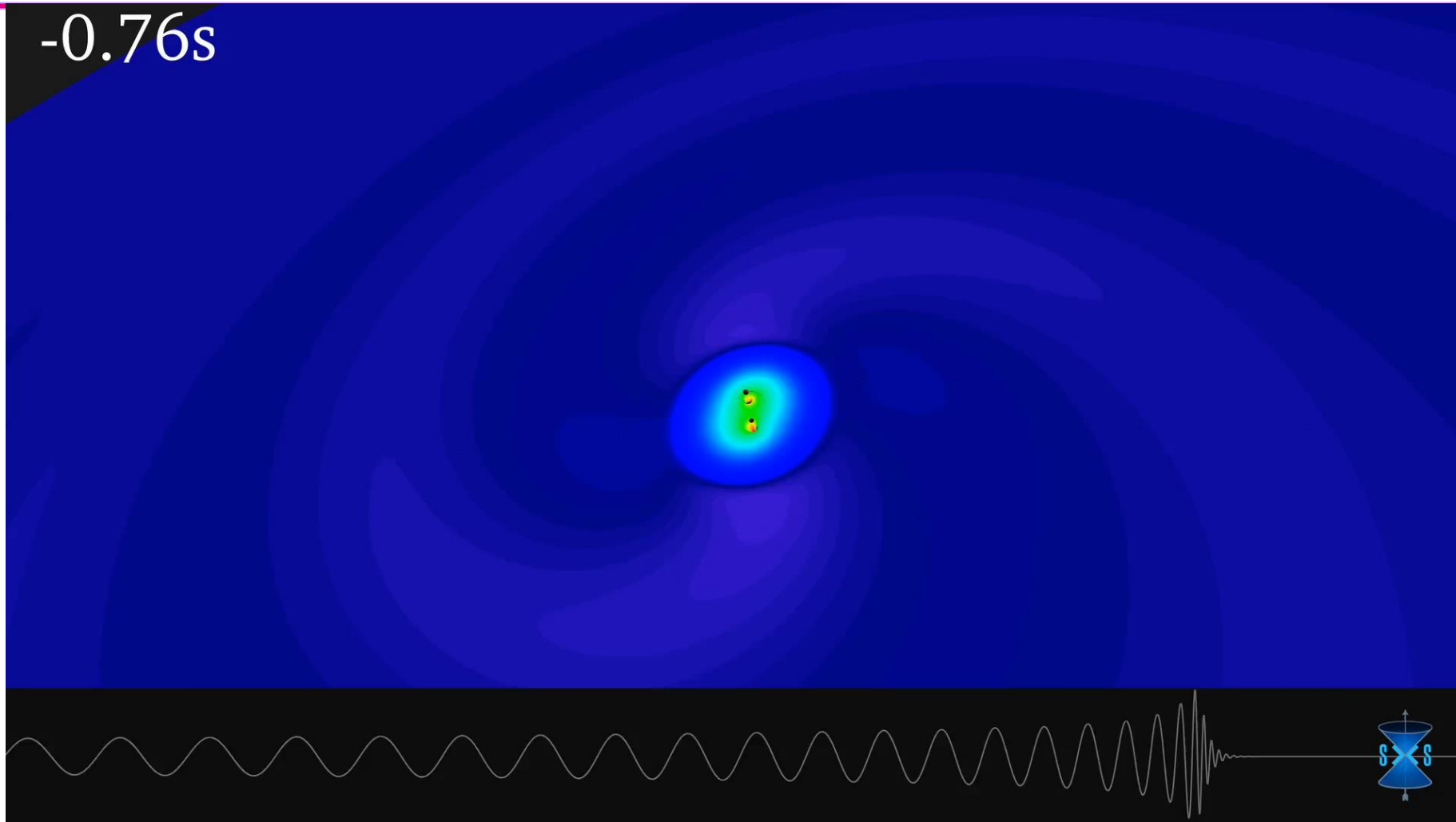


# Where was it?

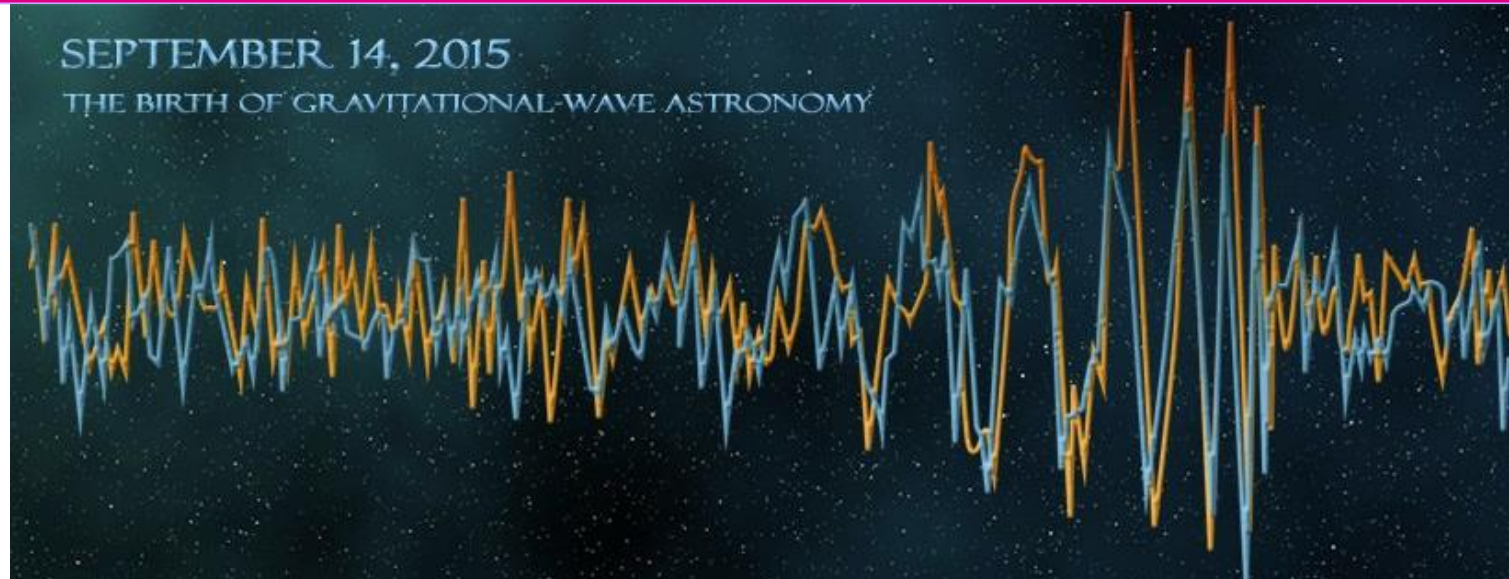


- ❑ We can't localize it very well with only two detectors

# Simulating Dynamical Spacetime: Binary Black Hole Merger



# The First Detection – GW150914




- ❑ Initial Black hole masses 36 and 29 Solar masses
- ❑ Distance 1.2 Billion light years
- ❑ Signal to noise ratio 24, FAR 1 in 203,000 years
- ❑ Final Black hole mass 62 solar masses
- ❑ Brightness
  - ❖ In last 200 msec it was brighter than the rest of the universe
  - ❖ In the last 20 msec was 50 times brighter than the rest of the universe
- ❑ Agrees with Einstein's General Theory of Relativity





# Sounds of Space-Time



# Outline

- Why? (the motivation)
  - ❖ Gravitation, Gravitational Waves & Astrophysical Sources
- Detection!
- Who?
  - ❖ The team
- How? (the engineering)
  - ❖ Basic principles of operation
  - ❖ Subsystems
- More about the vacuum system
  - ❖ a talk by Jon Feicht
- Tours
  - ❖ VORTEX (Vapor Outgassing & Reexposure Text Experiment)
  - ❖ 40m Lab – a 100<sup>th</sup> scale version of LIGO



# LIGO

# LIGO Scientific Collaboration



## LIGO Laboratory



~67 institutions  
1523 individuals



## Observation of Gravitational Waves from a Binary Black Hole Merger

B. P. Abbott *et al.*\*

(LIGO Scientific Collaboration and Virgo Collaboration)  
 (Received 21 January 2016; published 11 February 2016)

On September 14, 2015 at 09:50:45 UTC the two detectors of the Laser Interferometer Gravitational-Wave Observatory simultaneously observed a transient gravitational-wave signal. The signal sweeps upwards in frequency from 35 to 250 Hz with a peak gravitational-wave strain of  $1.0 \times 10^{-21}$ . It matches the waveform predicted by general relativity for the inspiral and merger of a pair of black holes and the ringdown of the resulting single black hole. The signal was observed with a matched-filter signal-to-noise ratio of 24 and a false alarm rate estimated to be less than 1 event per 203 000 years, equivalent to a significance greater than  $5.1\sigma$ . The source lies at a luminosity distance of  $410^{+160}_{-180}$  Mpc corresponding to a redshift  $z = 0.09^{+0.03}_{-0.04}$ . In the source frame, the initial black hole masses are  $36^{+5}_{-4} M_{\odot}$  and  $29^{+4}_{-4} M_{\odot}$ , and the final black hole mass is  $62^{+4}_{-4} M_{\odot}$ , with  $3.0^{+0.5}_{-0.5} M_{\odot} c^2$  radiated in gravitational waves. All uncertainties define 90% credible intervals. These observations demonstrate the existence of binary stellar-mass black hole systems. This is the first direct detection of gravitational waves and the first observation of a binary black hole merger.

DOI: 10.1103/PhysRevLett.116.061102

### I. INTRODUCTION

In 1916, the year after the final formulation of the field equations of general relativity, Albert Einstein predicted the existence of gravitational waves. He found that the linearized weak-field equations had wave solutions: transverse waves of spatial strain that travel at the speed of light, generated by time variations of the mass quadrupole moment of the source [1,2]. Einstein understood that gravitational-wave amplitudes would be remarkably small; moreover, until the Chapel Hill conference in 1957 there was significant debate about the physical reality of gravitational waves [3].

Also in 1916, Schwarzschild published a solution for the field equations [4] that was later understood to describe a black hole [5,6], and in 1963 Kerr generalized the solution to rotating black holes [7]. Starting in the 1970s theoretical work led to the understanding of black hole quasinormal modes [8–10], and in the 1990s higher-order post-Newtonian calculations [11] preceded extensive analytical studies of relativistic two-body dynamics [12,13]. These advances, together with numerical relativity breakthroughs in the past decade [14–16], have enabled modeling of binary black hole mergers and accurate predictions of their gravitational waveforms. While numerous black hole candidates have now been identified through electromagnetic observations [17–19], black hole mergers have not previously been observed.

\*Full author list given at the end of the article.

Published by the American Physical Society under the terms of the Creative Commons Attribution 3.0 License. Further distribution of this work must maintain attribution to the author(s) and the published article's title, journal citation, and DOI.

The discovery of the binary pulsar system PSR B1913+16 by Hulse and Taylor [20] and subsequent observations of its energy loss by Taylor and Weisberg [21] demonstrated the existence of gravitational waves. This discovery, along with emerging astrophysical understanding [22], led to the recognition that direct observations of the amplitude and phase of gravitational waves would enable studies of additional relativistic systems and provide new tests of general relativity, especially in the dynamic strong-field regime.

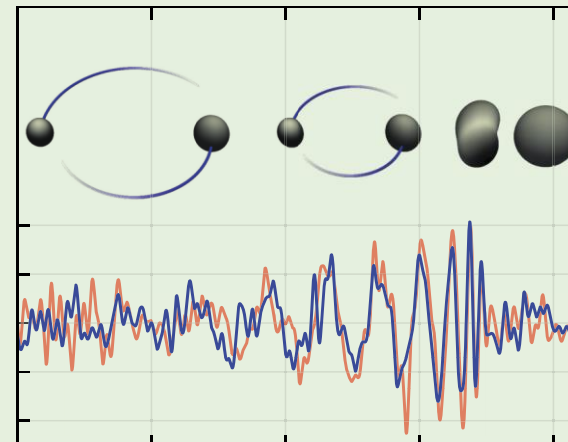
Experiments to detect gravitational waves began with Weber and his resonant mass detectors in the 1960s [23], followed by an international network of cryogenic resonant detectors [24]. Interferometric detectors were first suggested in the early 1960s [25] and the 1970s [26]. A study of the noise and performance of such detectors [27], and further concepts to improve them [28], led to proposals for long-baseline broadband laser interferometers with the potential for significantly increased sensitivity [29–32]. By the early 2000s, a set of initial detectors was completed, including TAMA 300 in Japan, GEO 600 in Germany, the Laser Interferometer Gravitational-Wave Observatory (LIGO) in the United States, and Virgo in Italy. Combinations of these detectors made joint observations from 2002 through 2011, setting upper limits on a variety of gravitational-wave sources while evolving into a global network. In 2015, Advanced LIGO became the first of a significantly more sensitive network of advanced detectors to begin observations [33–36].

A century after the fundamental predictions of Einstein and Schwarzschild, we report the first direct detection of gravitational waves and the first direct observation of a binary black hole system merging to form a single black hole. Our observations provide unique access to the

PHYSICAL  
 REVIEW  
 LETTERS™

Articles published week ending 12 FEBRUARY 2016

Member Subscription Copy  
 Library or Other Institutional Use Prohibited Until 2017



Published by  
 American Physical Society™


APS  
 physics

Volume 116, Number 6





# The "Troika" – originators of LIGO



Rainer Weiss, MIT



Ron Drever, Caltech



Kip Thorne, Caltech



The NSF and the NSB deserve credit for their vision as well!



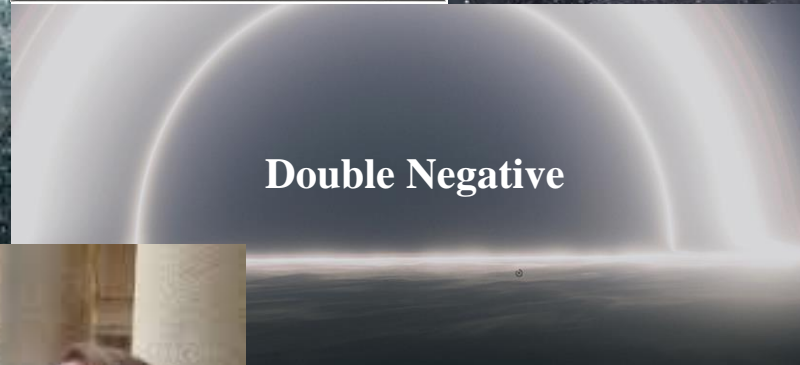


Nominees for the 2016 Nobel Prize in Physics

"Me"


(asserted by all of us who worked in chambers!)



# Interstellar



Double Negative

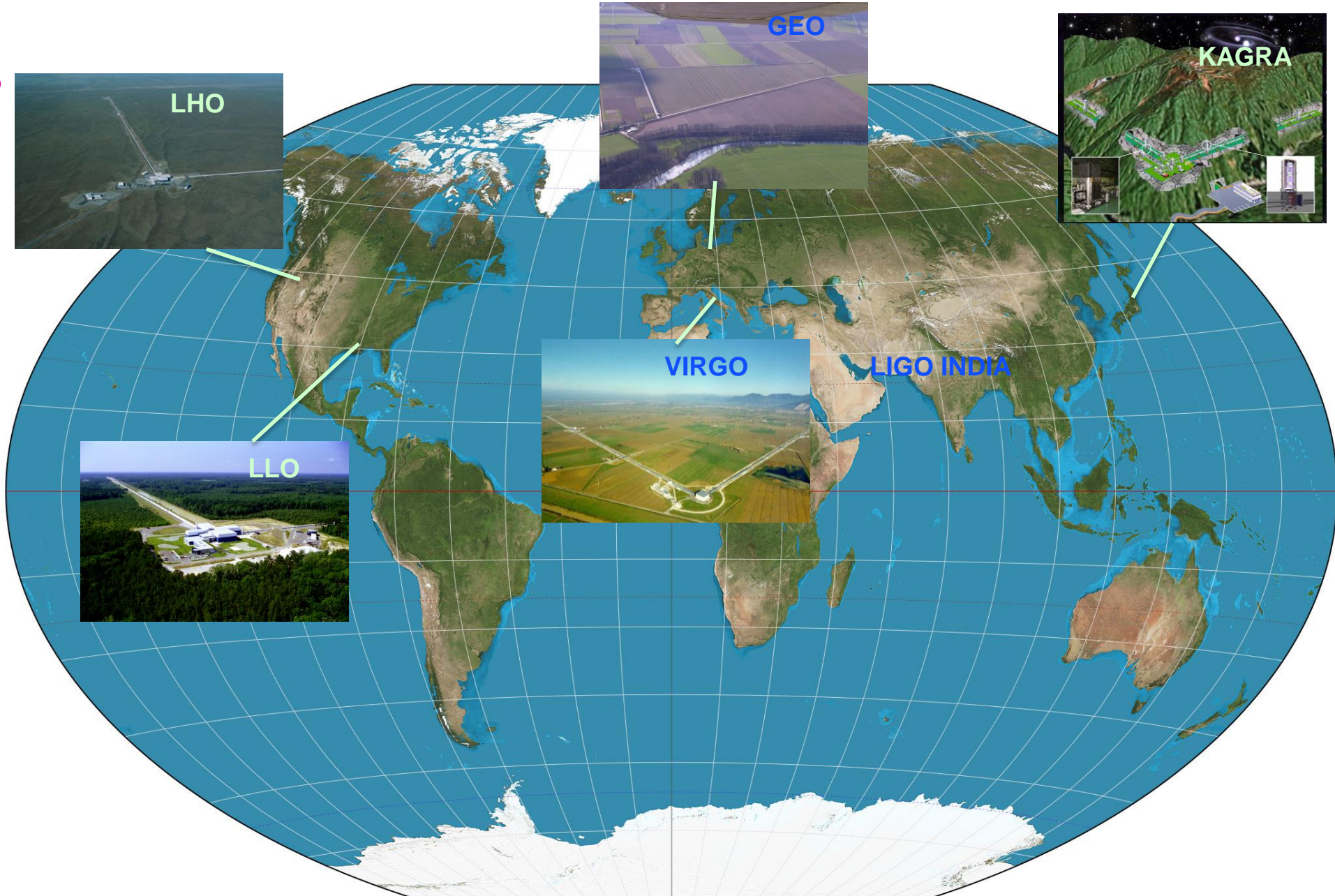


**IMDb**

Christopher Nolan	Producer
Lynda Obst	Producer
Debbie Schwab	Supervising Producer
Inga Bjork Solnes	Coordinating Producer
Emma Thomas	Producer
Kip Thorne	Executive Producer

**Kip Thorne was one of the LIGO originators**

# Building a Global Network

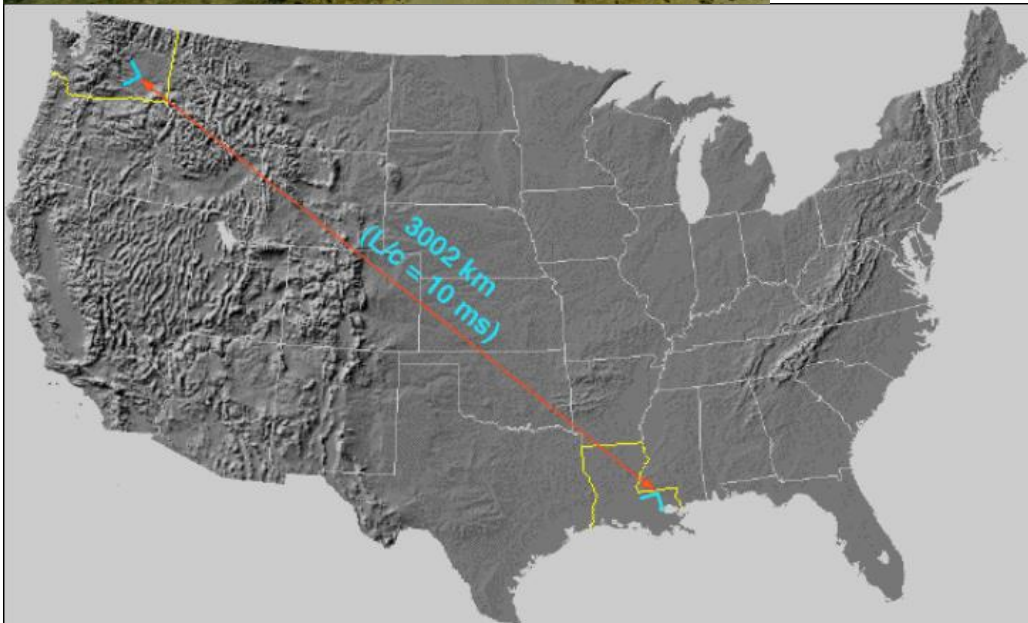




# LIGO Interferometers



Hanford Nuclear Reservation,  
Eastern WA (H1 4km)



Livingston, LA (L1 4km)


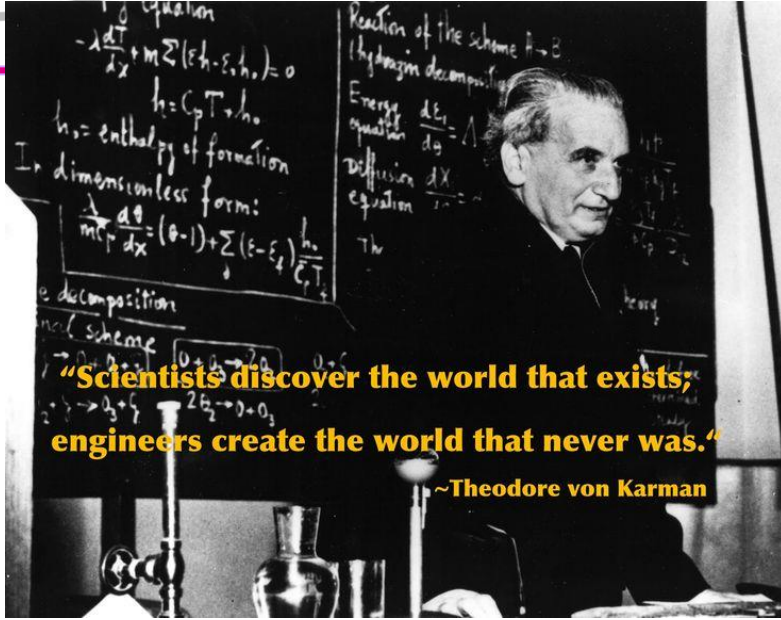


- ❑ Interferometers are aligned to be as close to parallel to each other as possible
- ❑ Observing signals in coincidence increased the detection confidence
- ❑ Determine source location on the sky, propagation speed and polarization of the gravitational wave

# Outline

- Why? (the motivation)
  - ❖ Gravitation, Gravitational Waves & Astrophysical Sources
- Detection!
- Who?
  - ❖ The team
- □ How? (the engineering)
  - ❖ Basic principles of operation
  - ❖ Subsystems
- More about the vacuum system
  - ❖ a talk by Jon Feicht
- Tours
  - ❖ VORTEX (Vapor Outgassing & Reexposure Text Experiment)
  - ❖ 40m Lab – a 100<sup>th</sup> scale version of LIGO

# LIGO



...such ripples would be "vanishingly small" and nearly impossible to detect.

**SCIENTISTS DREAM ABOUT DOING GREAT THINGS. ENGINEERS DO THEM.**

James A Michener

**"A good scientist is a person with original ideas. A good engineer is a person who makes a design that works with as few original ideas as possible. There are no prima donnas in engineering."**

Freeman Dyson

**"I don't spend my time pontificating about high-concept things; I spend my time solving engineering and manufacturing problems."**

Elon Musk



**"Don't undertake a project unless it is manifestly important and nearly impossible"**  
Edwin H. Land

What we usually consider as impossible are simply engineering problems... there's no law of physics preventing them.

Michio Kaku

# Basic Concepts

## □ Optical Interferometry

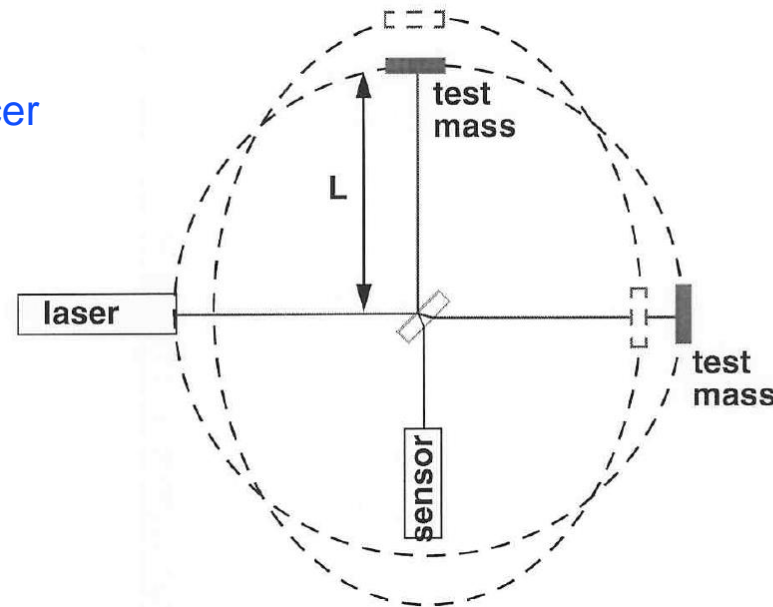
- ❖ A Michelson interferometer is an ideal transducer for a transverse quadrupolar strain wave → two orthogonal arms
- ❖ Laser frequency fluctuations → equal arm lengths
- ❖ Minute strain → long arms (~4km as a practical civil engineering limit for earth curvature)
- ❖ Optical interferometry allows measuring 0.01 nrad of optical phase
- ❖ Optically resonant cavities can amplify the phase shift by ~200x

## □ Audio frequency measurement

- ❖ Where ground motion is small (and further attenuated by isolators)

## □ Avoid thermal noise ( $k_B T$ )

- ❖ Select low loss materials
- ❖ Measure away from mechanical resonances



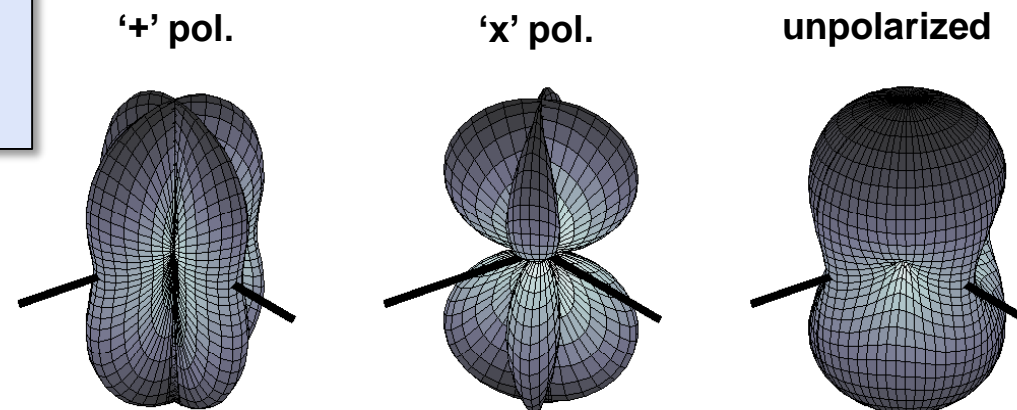
**The Michelson Interferometer as a Receiving Antenna – almost omnidirectional**

**Interferometer Response Function:**

$$\delta\phi = h \frac{\omega L}{c} 2 \text{sinc}\left(\frac{\Omega L}{c}\right)$$

where

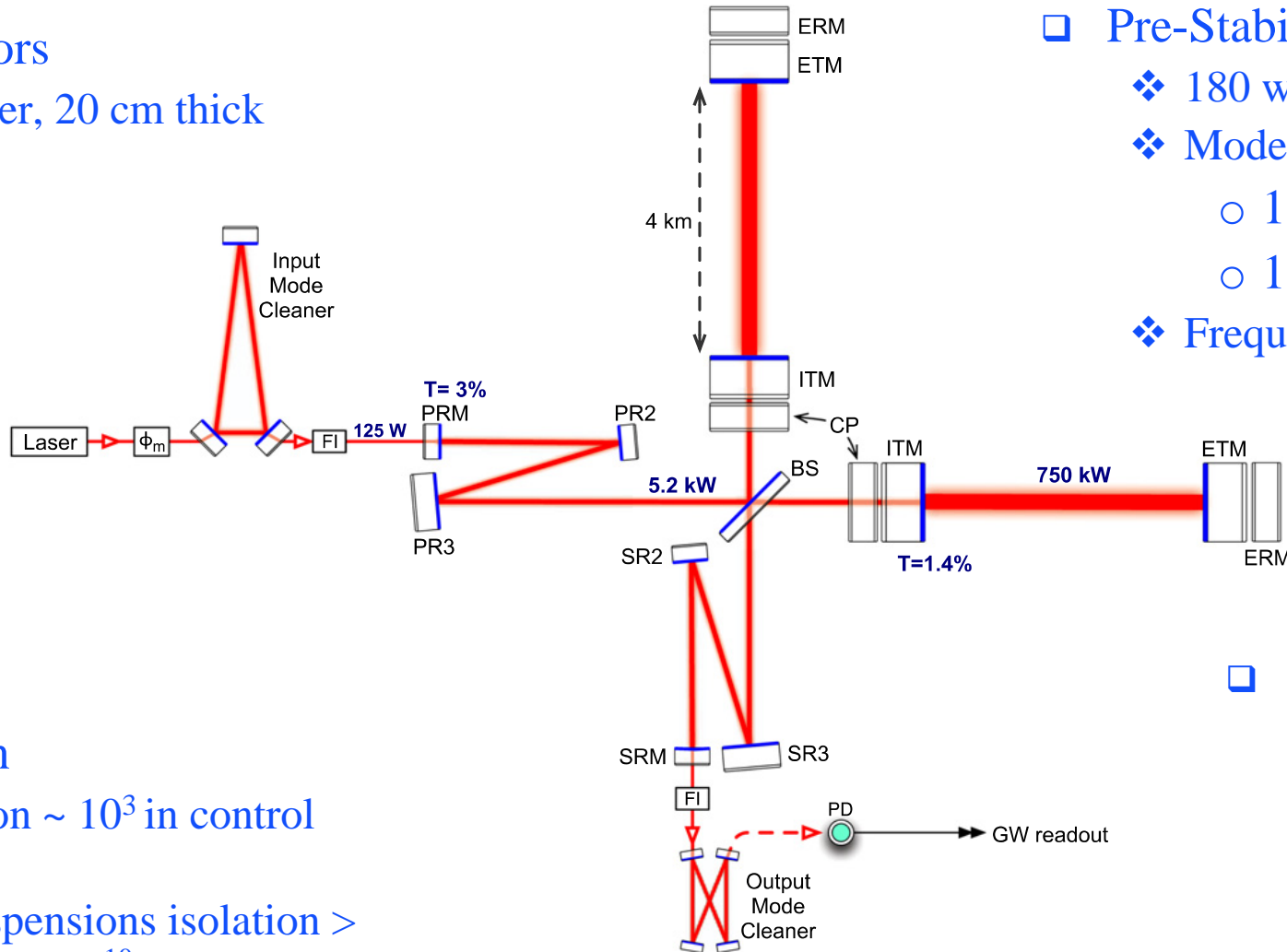
- $\delta\phi$  = optical light phase change
- $\omega$  = laser frequency
- $\Omega$  = GW frequency
- $c$  = speed of light
- $h$  = strain amplitude
- $L$  = arm length



# Advanced LIGO Laser Interferometry

## Core Optic Mirrors

- ❖ 34 cm Diameter, 20 cm thick
- ❖ 40 Kg
- ❖  $R=99.9996$



## Pre-Stabilized Laser

- ❖ 180 watts, Power Recycled
- ❖ Mode cleaning cavity
  - 1 meter table top
  - 16 meter suspended
- ❖ Frequency and Amplitude Stabilized

## Seismic Isolation

- ❖ Active Isolation  $\sim 10^3$  in control band
- ❖ Pendulum Suspensions isolation  $> 3 \times 10^6$  at 10 Hz,  $> 10^{10}$  at 25 Hz

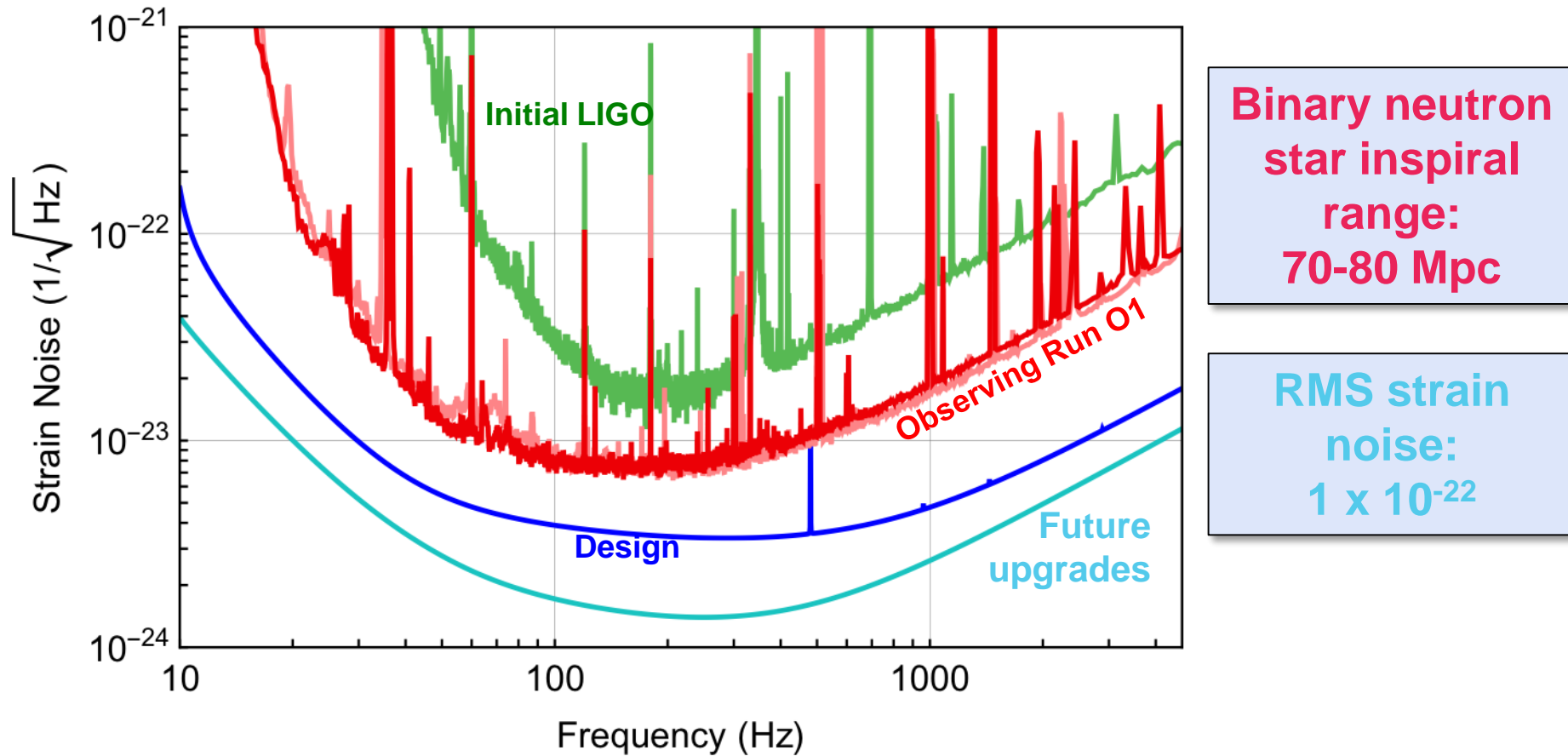
## Signal Readout

- ❖ Output mode cleaner
- ❖ DC Homodyne
- ❖ Circulating Power 800 kW
- ❖ Signal Recycled

# Steps leading to strain measurement of $10^{-23}$

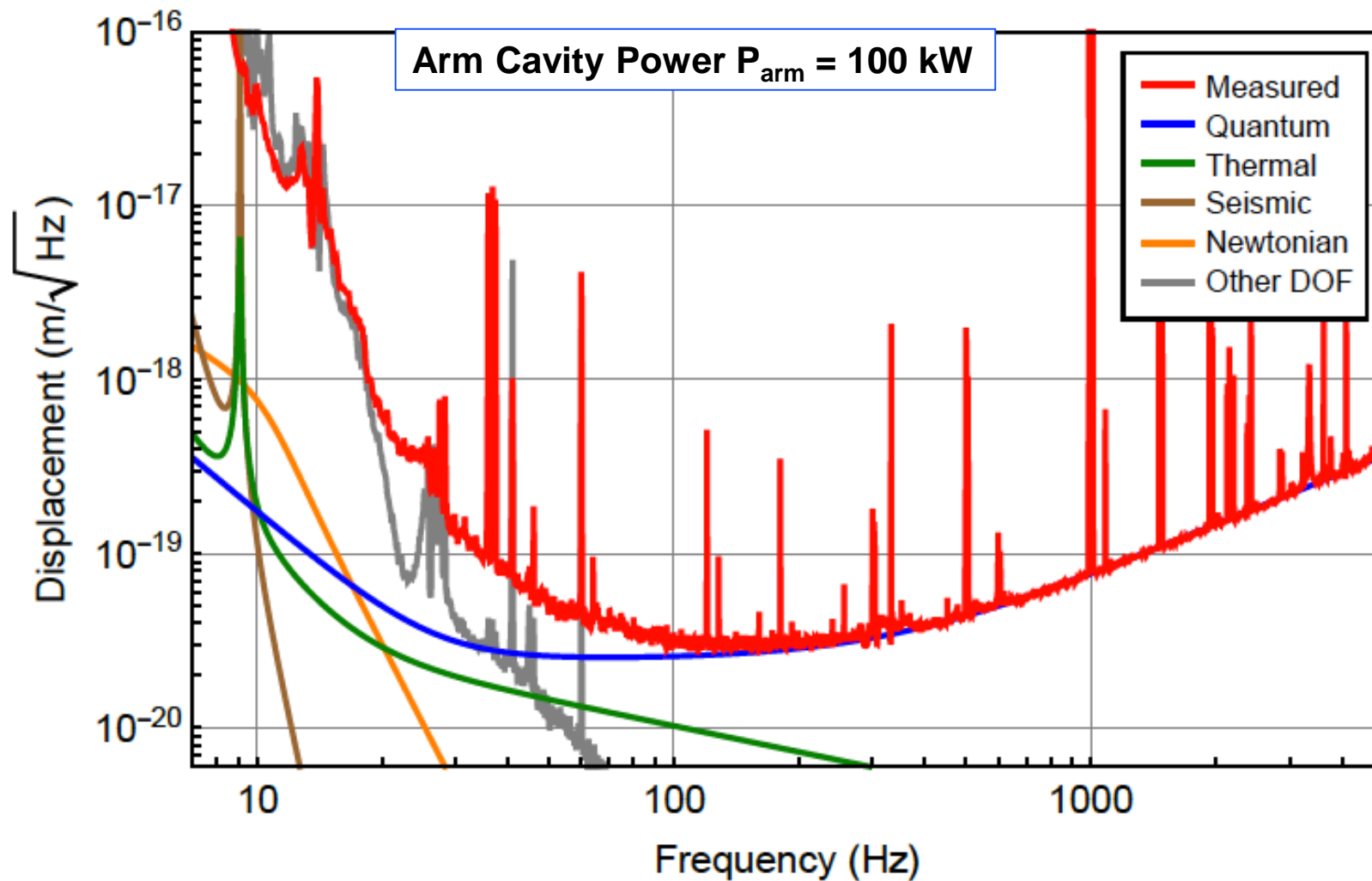
- ❑ Ability to measure small strains
  - ❖ Frequency and amplitude stabilized high power lasers operating at the quantum limit
  - ❖ Tailored quantum states to modify momentum and phase noise – “squeezed” light
  - ❖ Low loss optics – a few ppm
- ❑ Ability to diagnose instrument performance by correlation techniques – digital control and filtering
- ❑ Ability to reduce  $10^{14}$  bytes of data per year in the data analysis for gravitational wave signatures
- ❑ Ability to reduce stochastic forces
  - ❖ Feedback and feed forward from inertial references – reduction in seismic noise
  - ❖ Low mechanical loss suspensions and optics with few mechanical resonances in the gravitational wave band - reduction of thermal noise by noise “free” feedback damping.

# Advanced LIGO Performance



GW150914: The Advanced LIGO Detectors in the Era of First Discoveries (Phys. Rev. Lett. 116, 131103)

# Advanced LIGO Detector Sensitivity During the first observing run (O1)



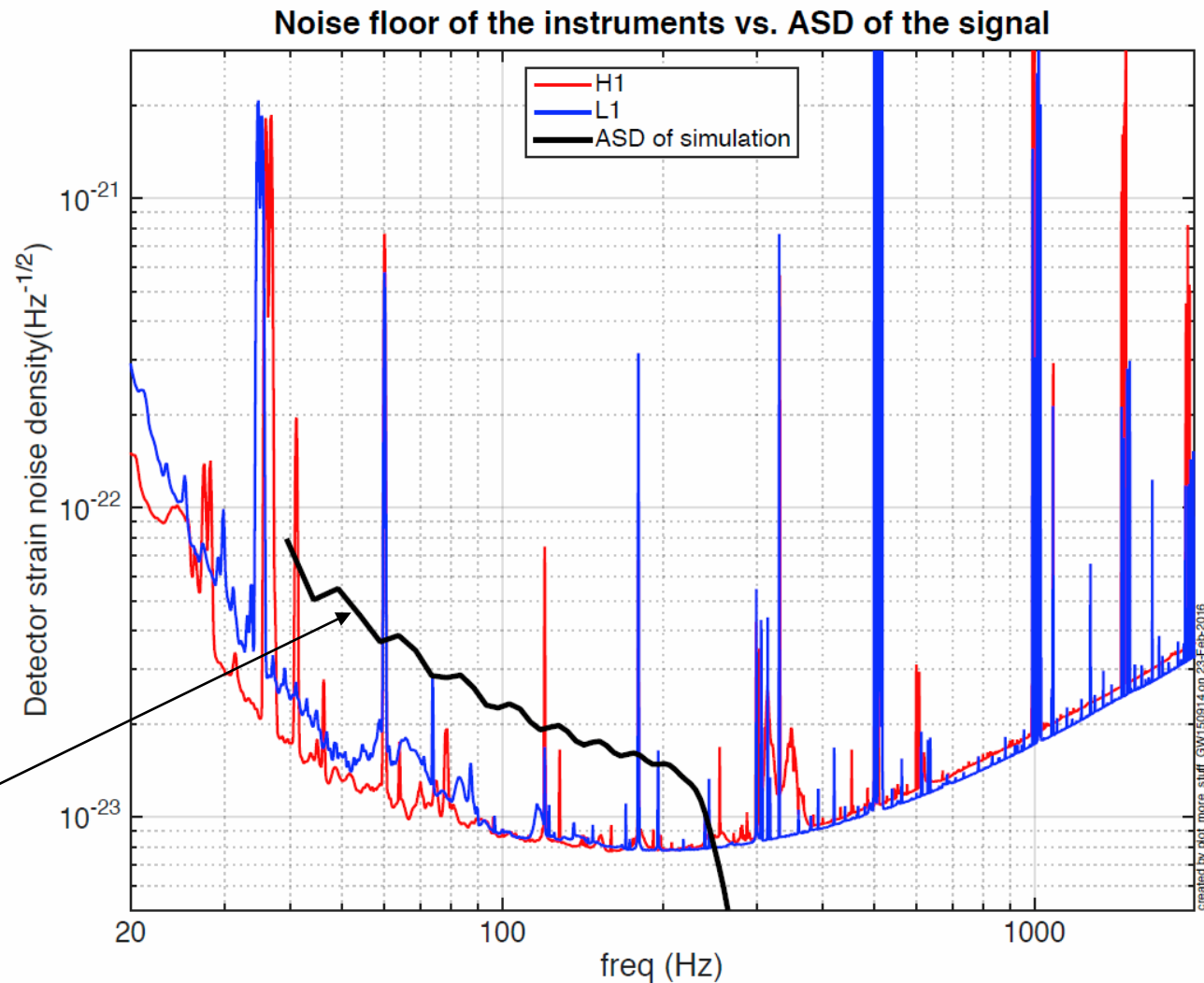




# The Discovery BH-BH Chirp Signal compared to the Instrument Sensitivity

First Observation Run (O1)  
Instrument Strain Sensitivity

Amplitude Spectral Density (ASD) of the Chirp Signal

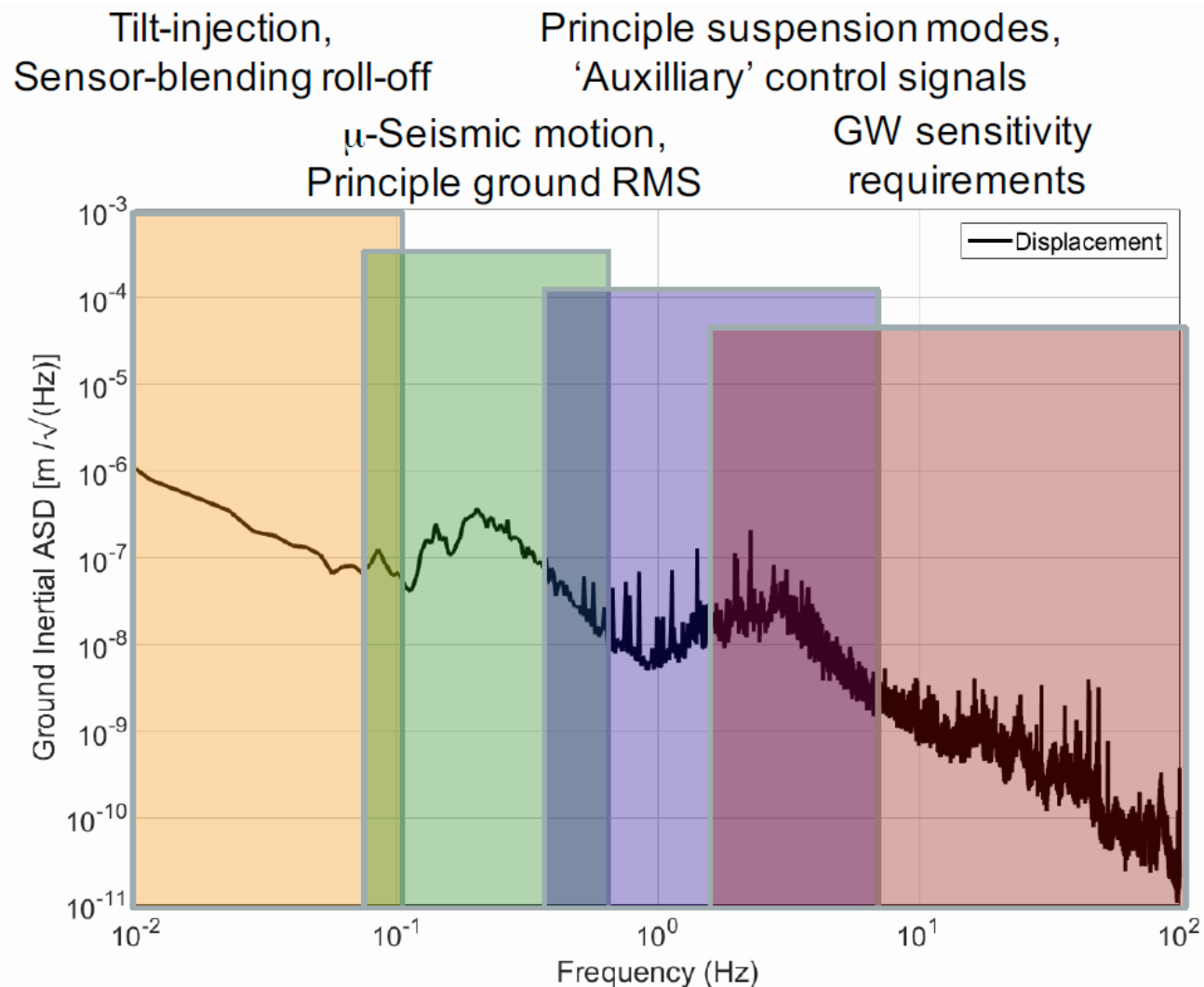


# Important seismic frequency region: 10mHz – 100Hz

- Ground Motion at 10 [Hz]  
~  $10^{-9}$  [m/rtHz]

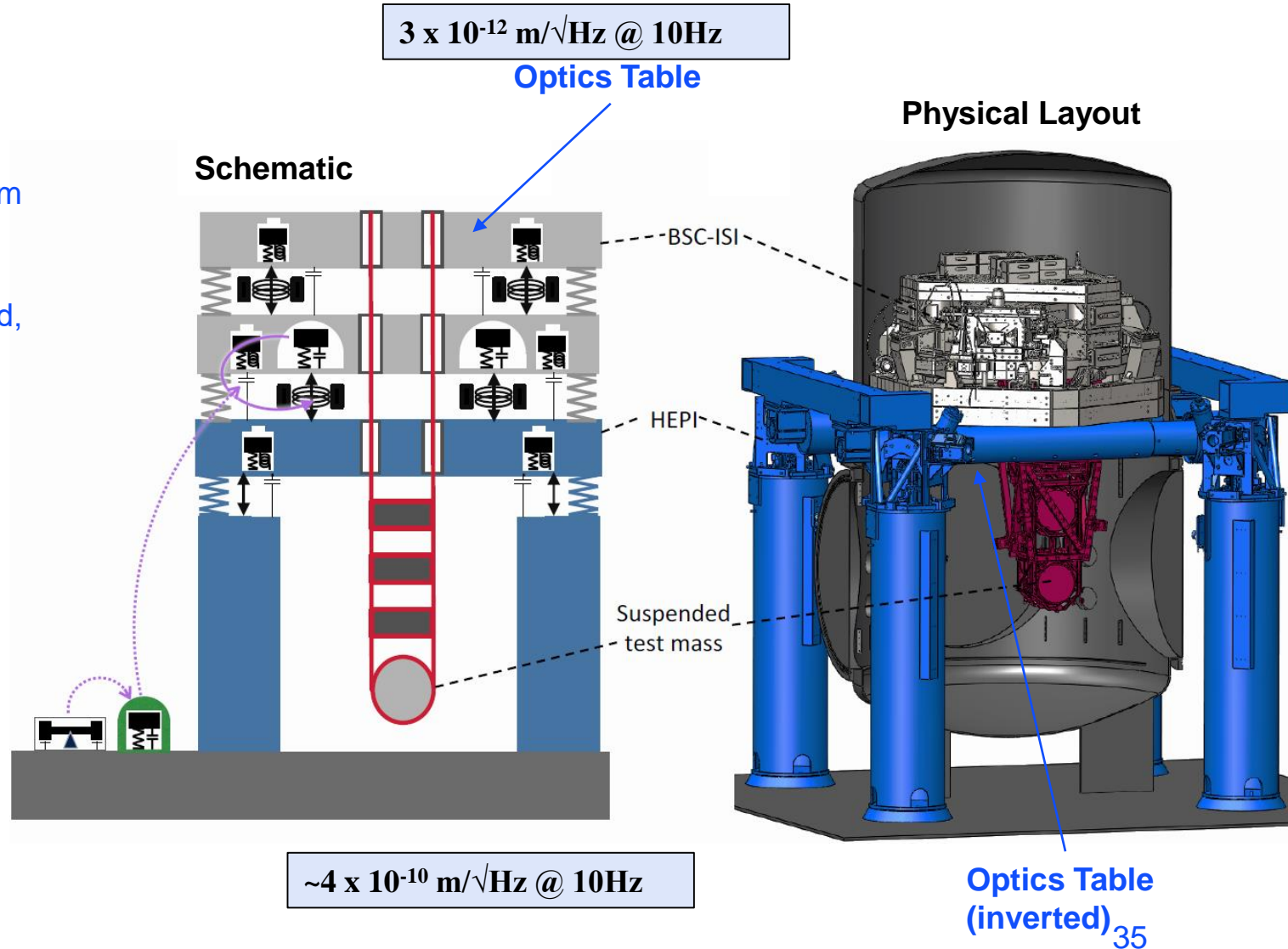
$$DL = h L \sim 10^{-19} m / Hz^{1/2}$$

- Need 10 orders of magnitude reduction in seismic motion at 10 Hz

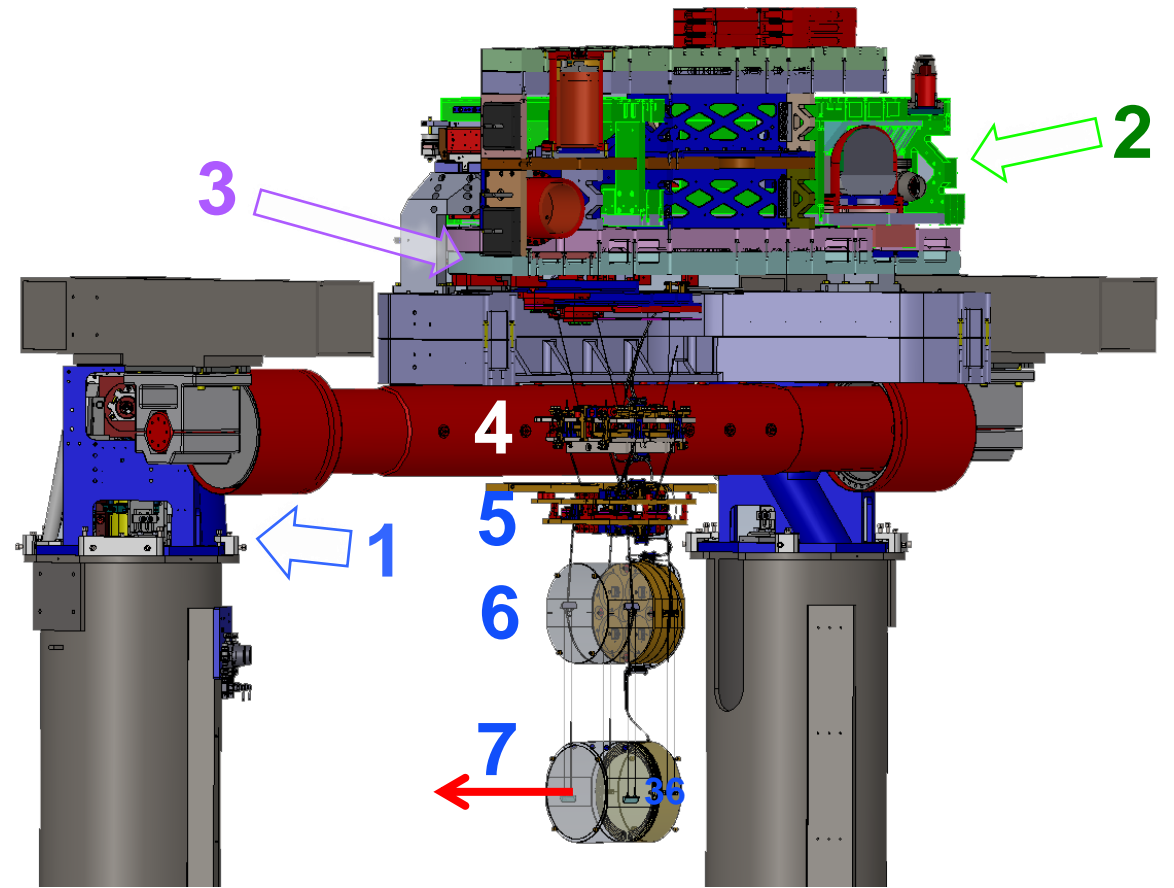



# Seismic Isolation & Alignment Systems

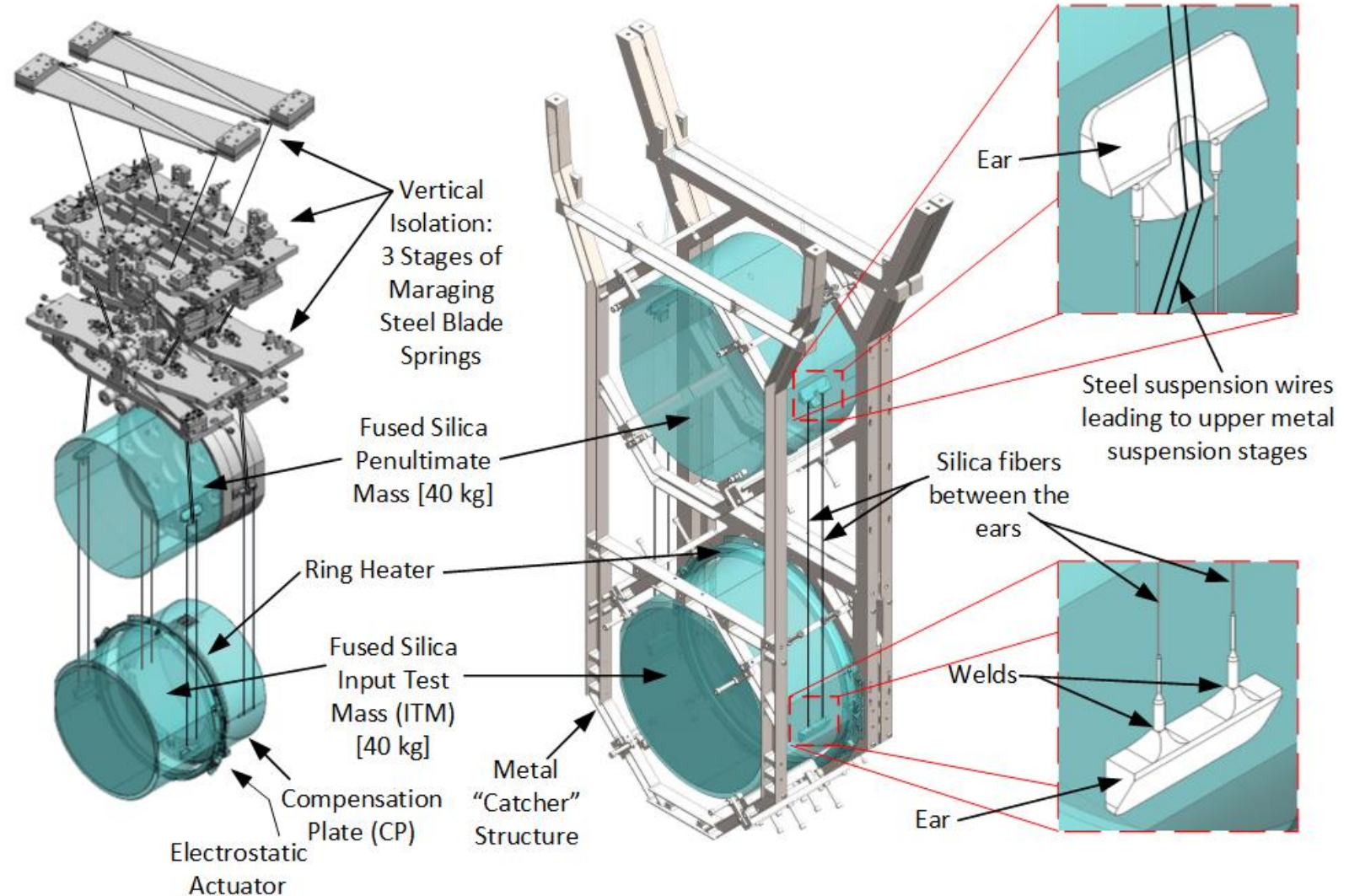
- ❑ 7 sequential stages of active & passive isolation for the “Test Mass Optics”
- ❑ 3 stages to the “optics table”, each 6 dof
  - ❖ Exo-vacuum quiet hydraulic pre-isolator with 1 mm dynamic range, inductive position sensors & seismometers
  - ❖ Next 2 stages are “hung” on sets of 3 cantilevered, maraging steel springs and flexures (1.3 – 7 Hz)
  - ❖ Custom electro-magnetic actuators
  - ❖ Low noise, capacitive position sensors and seismometers
  - ❖ MIMO feed-back & feed-forward control includes ground tilt and seismometer sensors, 30 Hz BW
  - ❖ 1100 kg payload
- ❑ The quadruple suspension system comprises the next 4 stages from the “optics table” to the “Test Mass Optic”
- ❑ Isolation Systems also provide angular & length alignment/positioning actuators, guided by interferometric sensing



# Seismic Isolation




# Quadruple Suspension Systems





Last two stages are monolithic to improve Brownian noise

# Quadruple Pendulums Suspend and Isolate the Test Masses



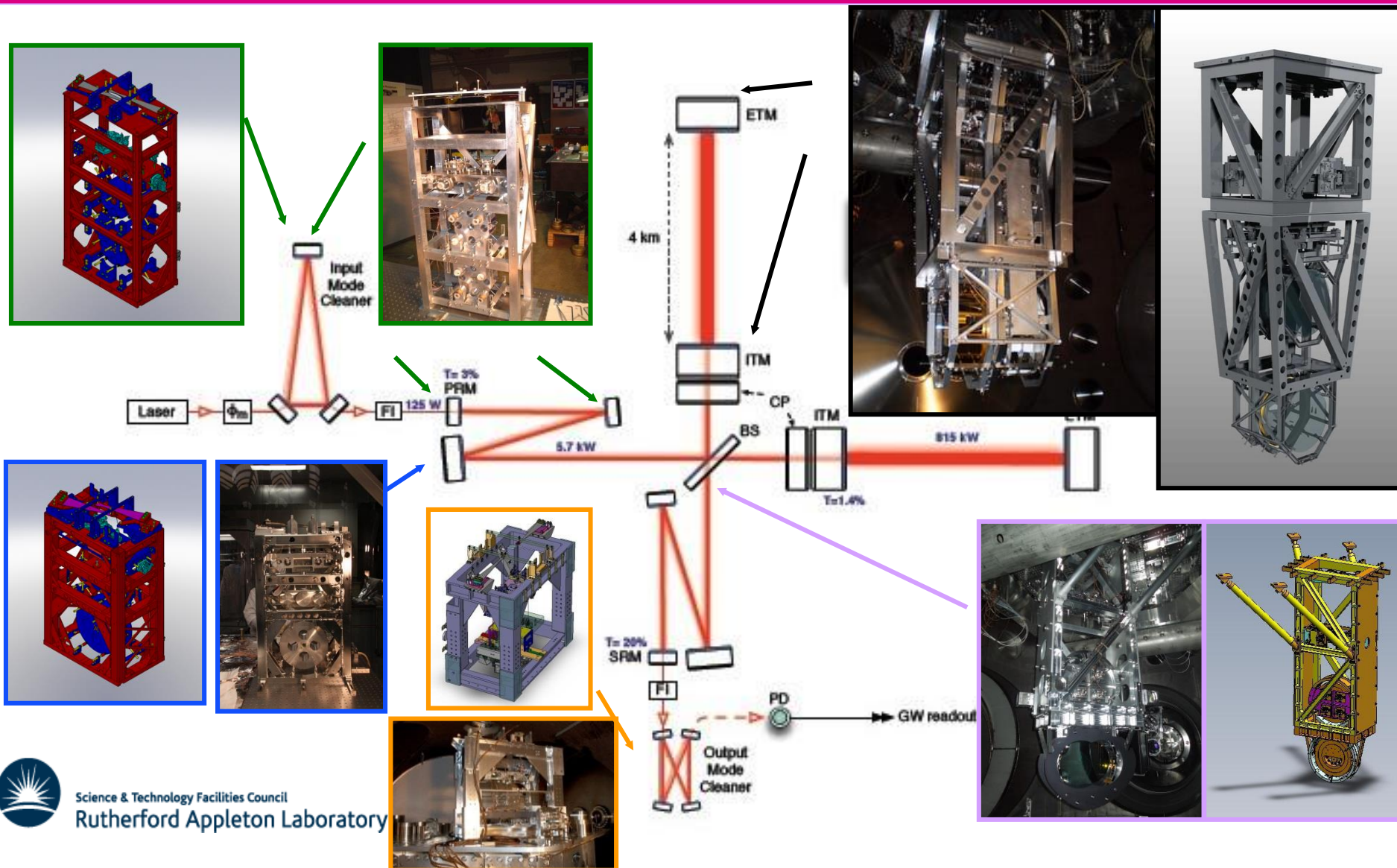
- | Test mass & penultimate mass
- | All Silica
- | First Contact (red)
- |  $>10^{10}$  Isolation at 25 Hz


- | Silica Ear Sodium Silicate Bonded to Mirror Substrate
- | Horn (3 mm) for fiber welding
- | 0.4 mm x 600 mm long silica fiber



- | Four stage suspension
- | Active 3 stage platform
- | Modes coupled throughout


## Suspension Designs a Zoo of Double, Triple and Quadruple Pendulums







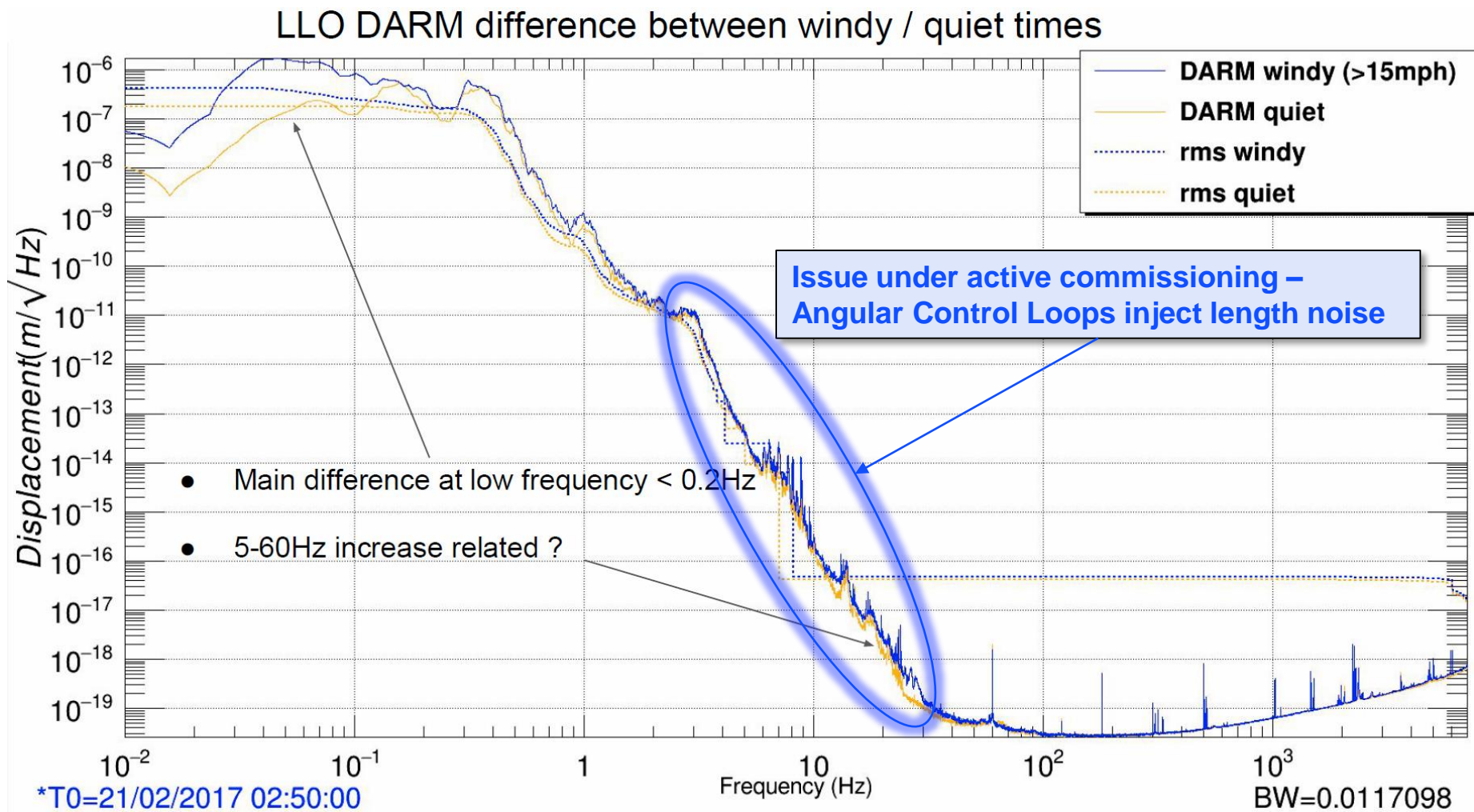
# “Testing” Silica Suspension Fiber



# “cartridge” installation

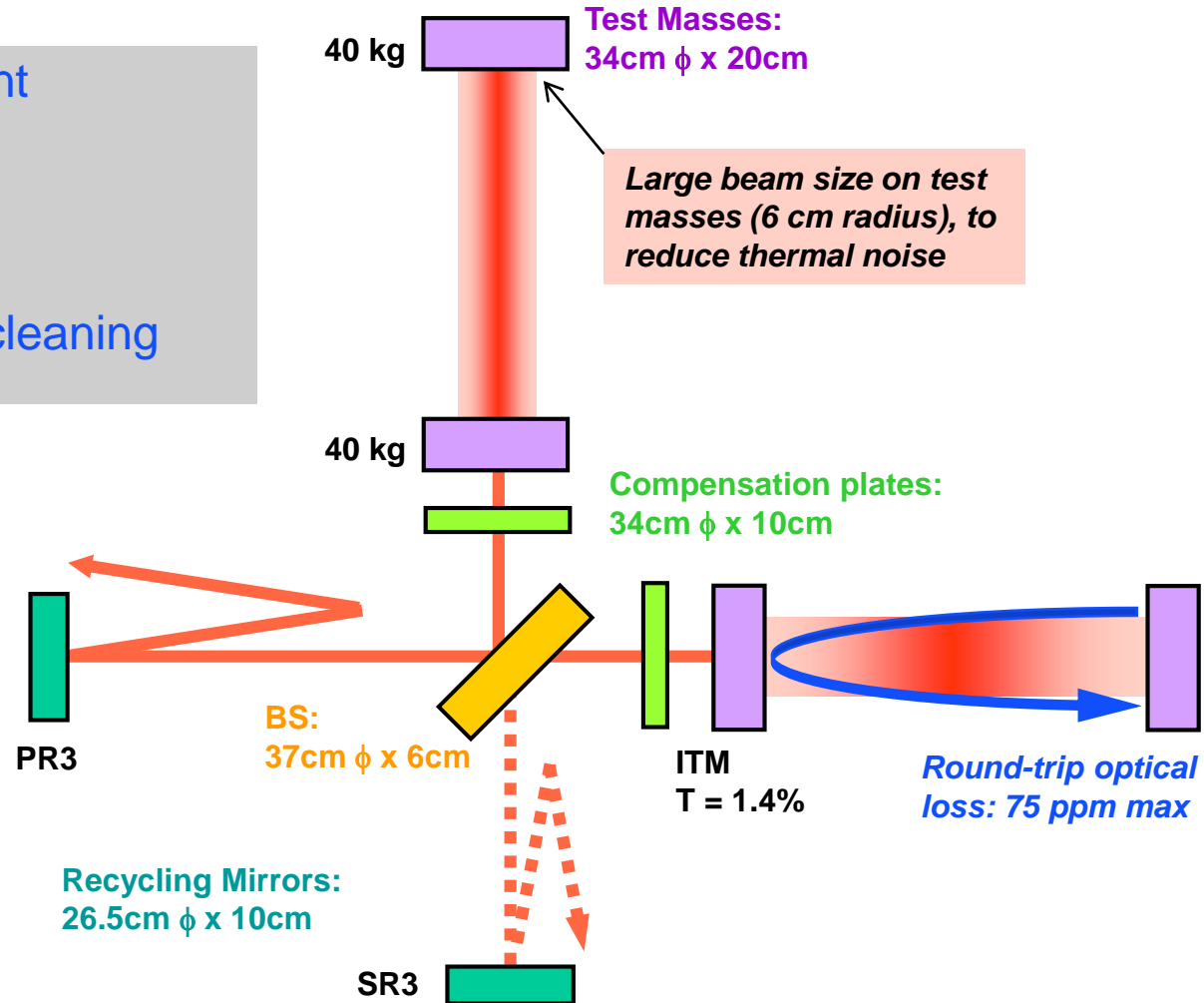


# Isolation Performance






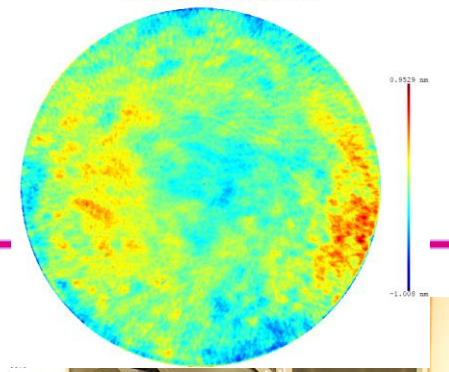
# Core Optics Components

- ❑ Substrate procurement
- ❑ Substrate polishing
- ❑ Dielectric coatings
- ❑ Metrology
- ❑ Transport, handling, cleaning



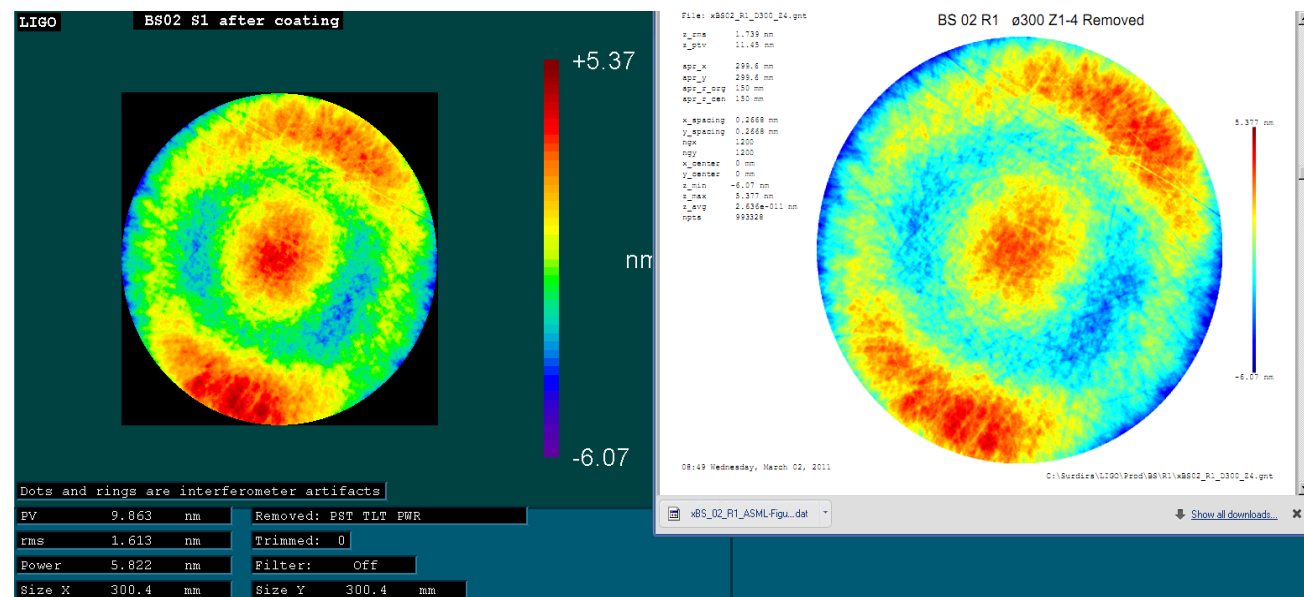

LIGO

# Core Optics: Large Super Mirrors



## Core Optics Specifications

- ❑  $2240 \text{ m} < \text{ROC} < 2260 \text{ m}$
- ❑ Spatial Freq. Band  $< 1 \text{ mm}^{-1}$ 
  - ❖ Central 300 mm  $\sigma_{\text{rms}} < 2.5 \text{ nm}$
  - ❖ Central 150 mm  $\sigma_{\text{rms}} < 0.3 \text{ nm}$
- ❑ Spatial Freq. Band 1- 750  $\text{mm}^{-1}$ 
  - ❖ 4 Locations  $\sigma_{\text{rms}} < 0.16 \text{ nm}$
- ❑  $R > 0.999996$ ,  $T < 4 \text{ PPM}$
- ❑ Total Cavity Loss  $< 50 \text{ (75) ppm}$

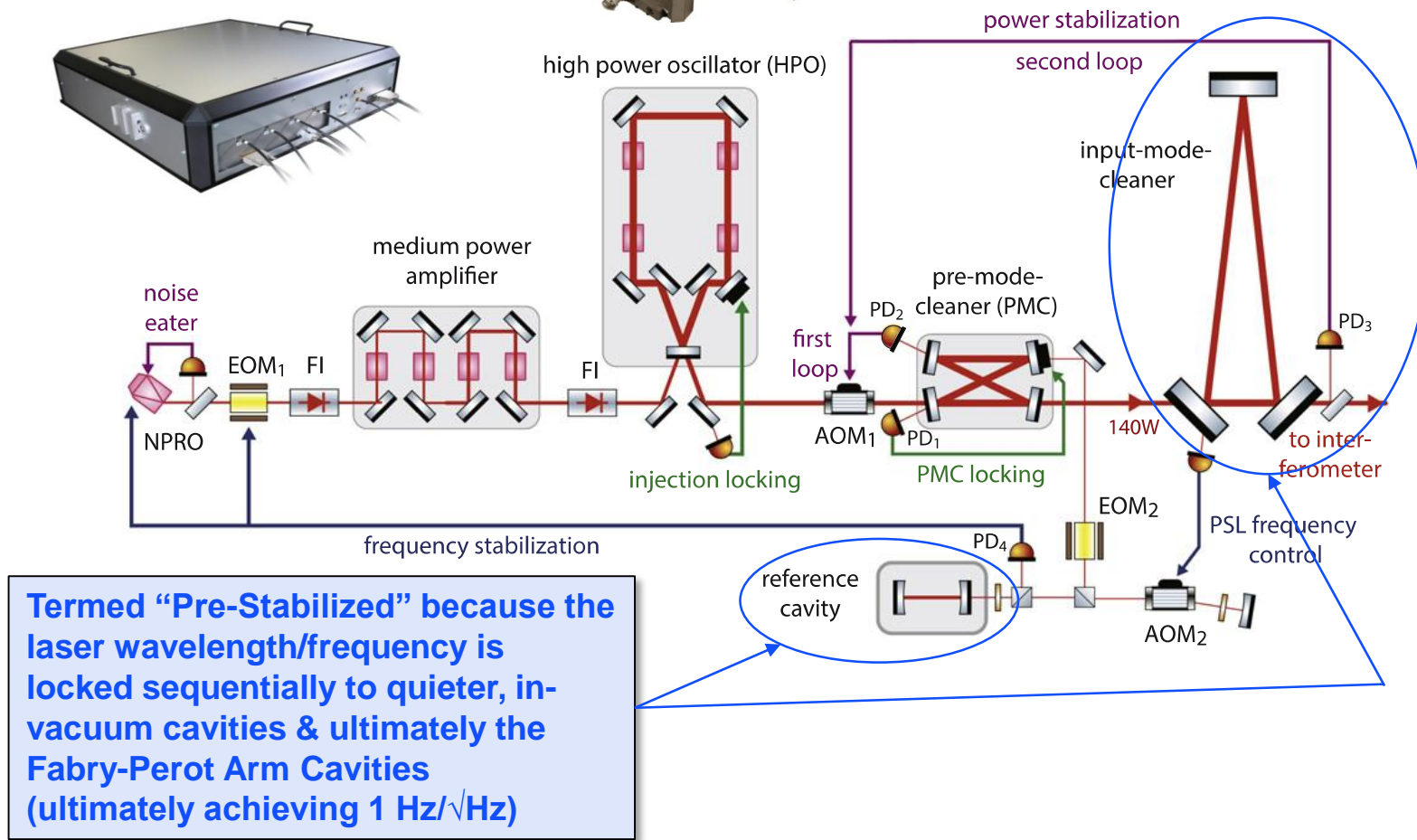


# LIGO Pre-Stabilized Laser


- Contribution from Germany (Albert Einstein Institute, AEI partnered with LZH)
- Custom design/build
- Master Oscillator – 2 W
- 4 Stage intermediate Amplifier – 35 W
- 4 Head Injection Locked Ring – 180 W
- Diagnostic Breadboard
- Pre mode cleaner



Parameter	Specification
1. type of laser	Nd:YAG, Nd:YVO <sub>4</sub>
2. wavelength	1064 nm
3. output power	>200 W
4. power in higher order modes	< 20 W
5. polarization extinction ratio	100:1 in the vertical plane
6. relative power fluctuations	$< 10^{-2} / \sqrt{\text{Hz}}$ between 0.1 Hz and 10 Hz $< 10^{-5} / \sqrt{\text{Hz}}$ between 10 Hz and 10 kHz $< 3.6 \times 10^{-9} / \sqrt{\text{Hz}}$ for $f > 9$ MHz (3 dB above shot noise of 50mA photocurrent)
7. frequency fluctuations	$< 1 \times 10^4 \text{ Hz} / \sqrt{\text{Hz}} \times [1 \text{ Hz} / f]$ between 1 Hz and 10 kHz (same as NPRO free running)

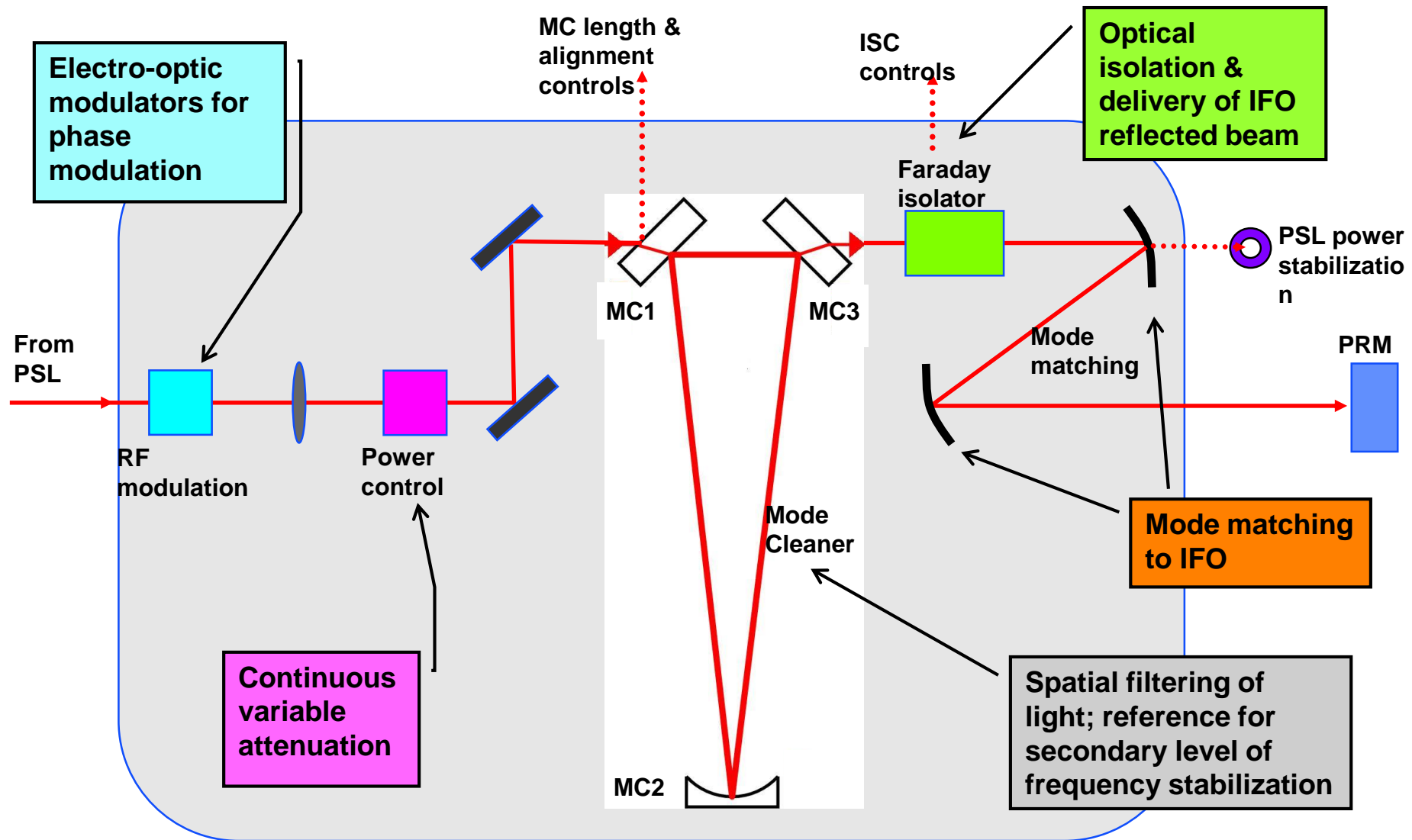


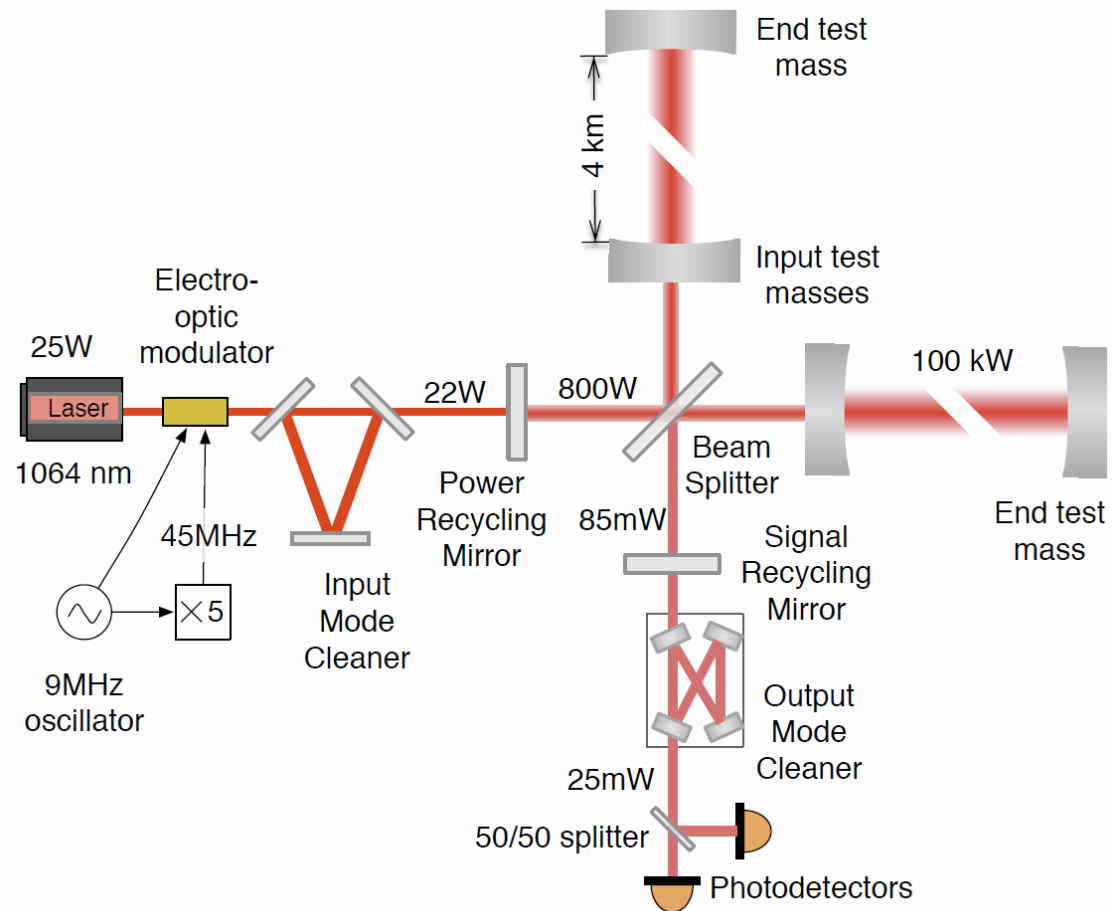
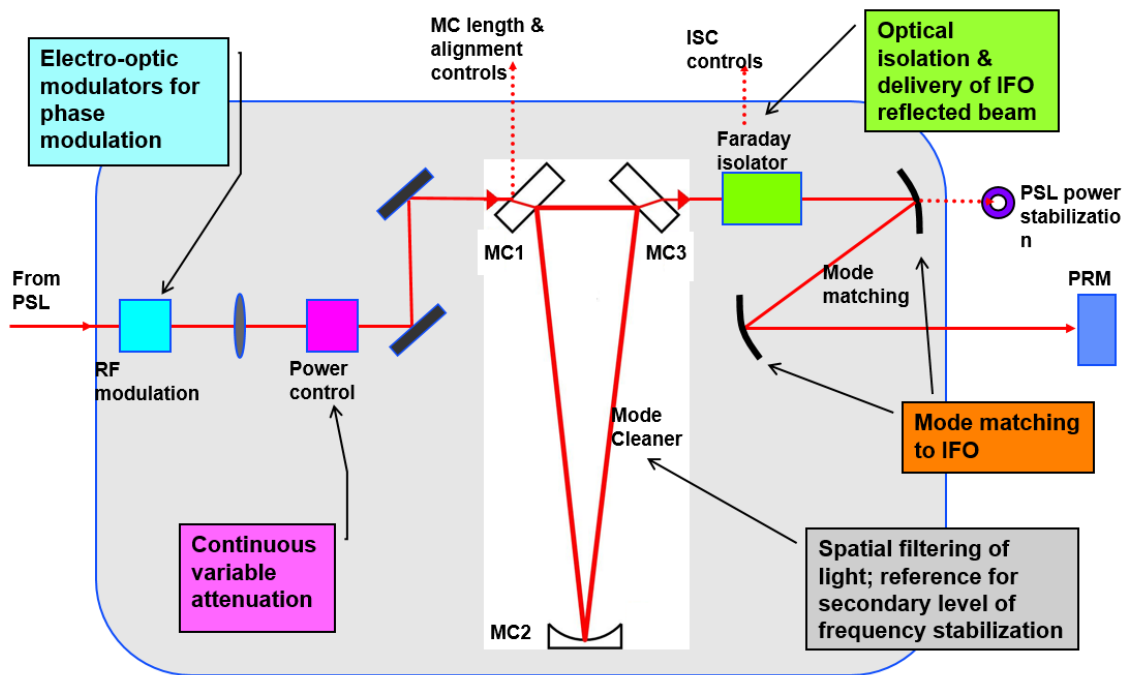
# Pre-Stabilized Laser





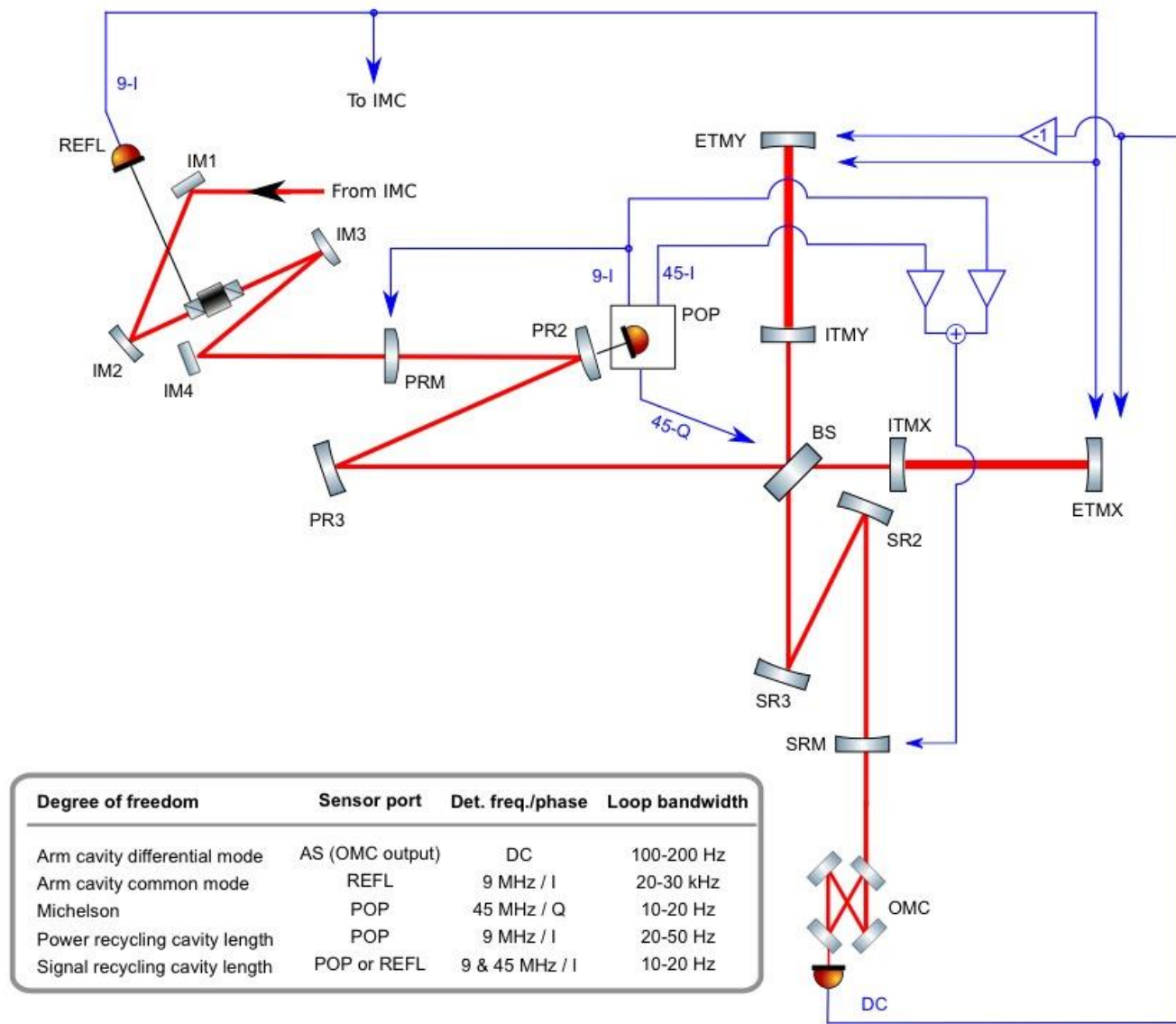
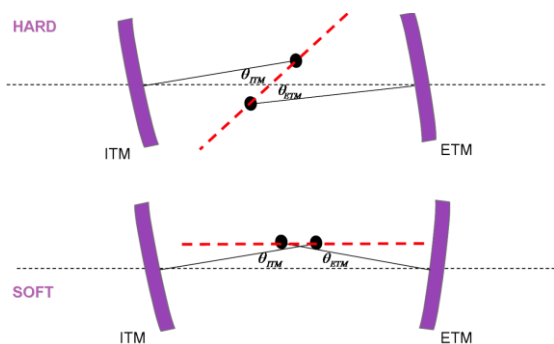
# Input Optics



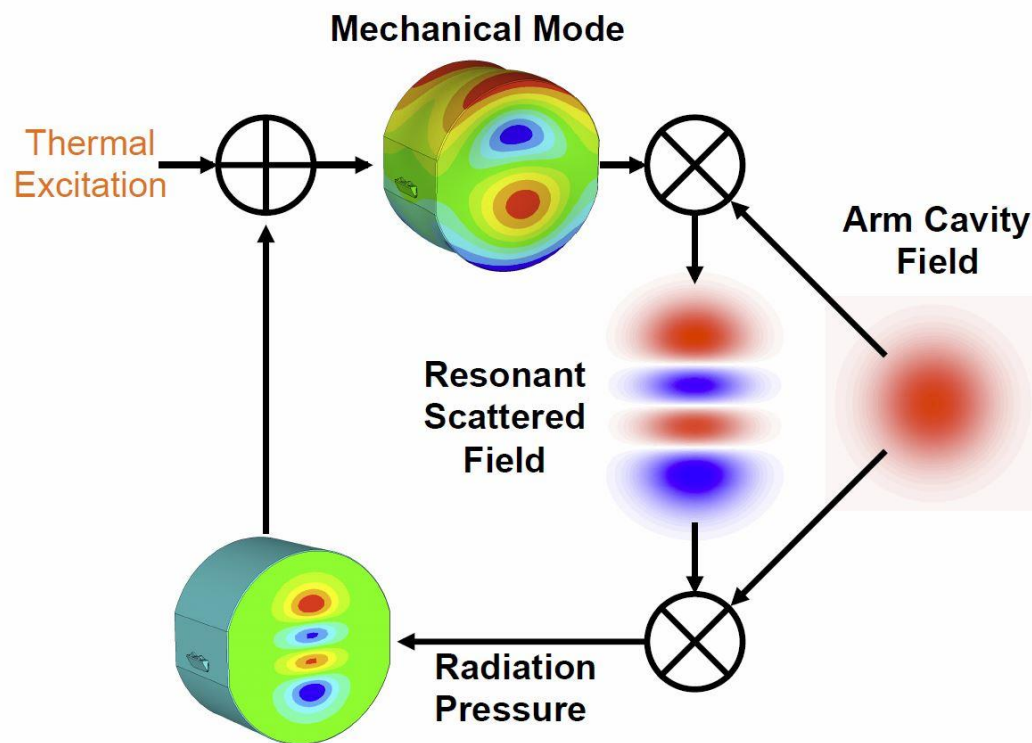


# Length Controls

- RF modulation sidebands (9 MHz and 45 MHz)
  - ❖ Resonant in PRC, not Arms
  - ❖ Michelson contains Schnupp asymmetry so that RF sideband is transmitted to the antisymmetric port even when carrier is on a dark fringe
  - ❖ Demodulated signals used for digital feedback control at 16k samples/sec
- DC readout of the Differential Arm (DARM) signal is accomplished by intentional offset of  $\sim 10$   $\mu\text{m}$
- Radiation pressure effects at high power ( $>700$  kW) cause instability
  - ❖ Soft & hard alignment modes



# High Power Challenges: Parametric Instabilities



mechanical mode  
Q-factor:  
~10 Million

power in the  
arm cavity:  
>100 kW

spatial overlap  
Optical-mechanical  
mode

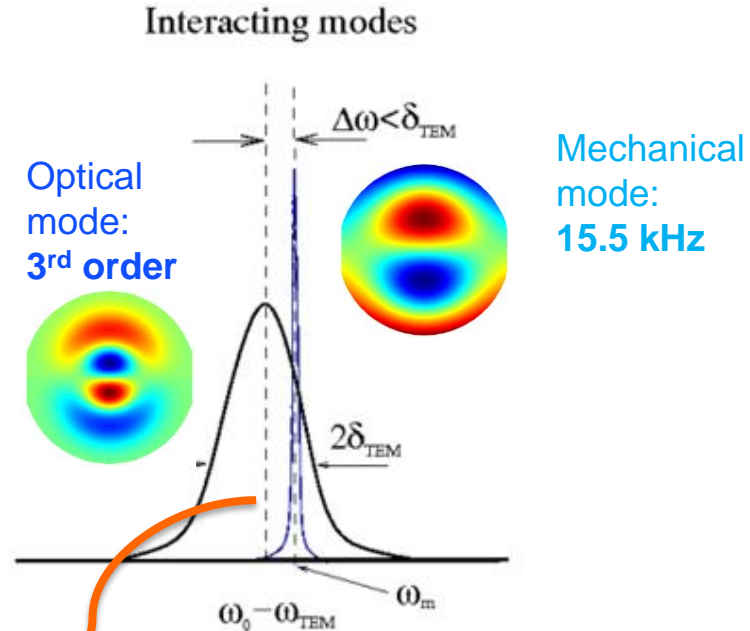
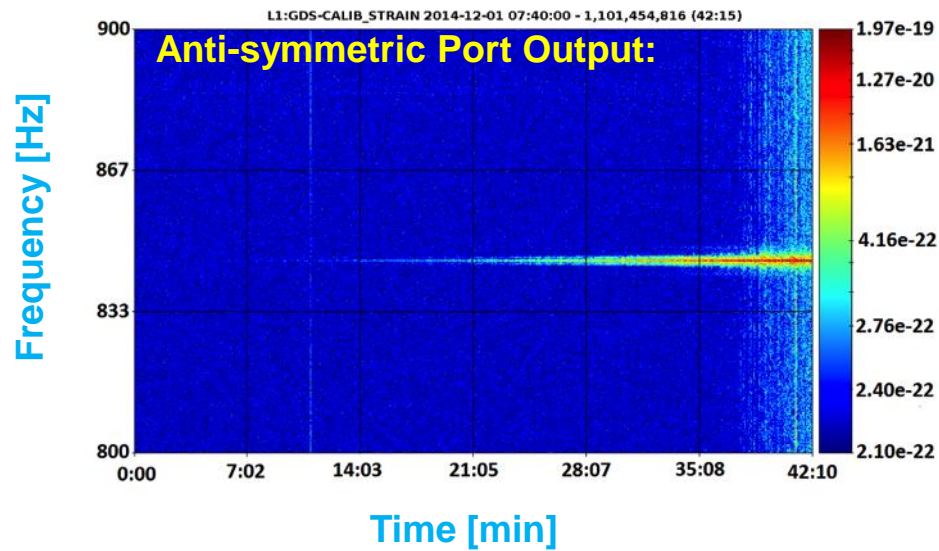
$$R_m = \frac{8\pi Q_m P_{\text{arm}}}{M\omega_m^2 c\lambda} \sum_{n=0}^{\infty} \text{Re}[G_n] B_{m,n}^2$$

Mirror mass

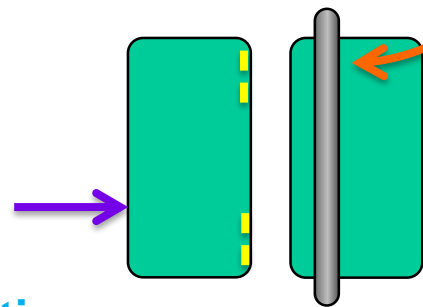
Acoustic mode frequency

optical mode gain

# Controlling Parametric Instabilities



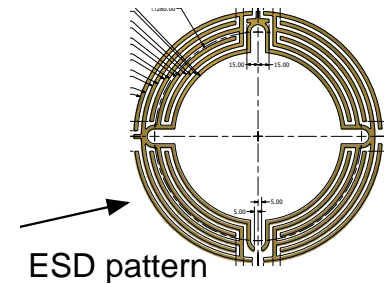
Instabilities can be actively damped with electro-static force feedback applied through reaction masses



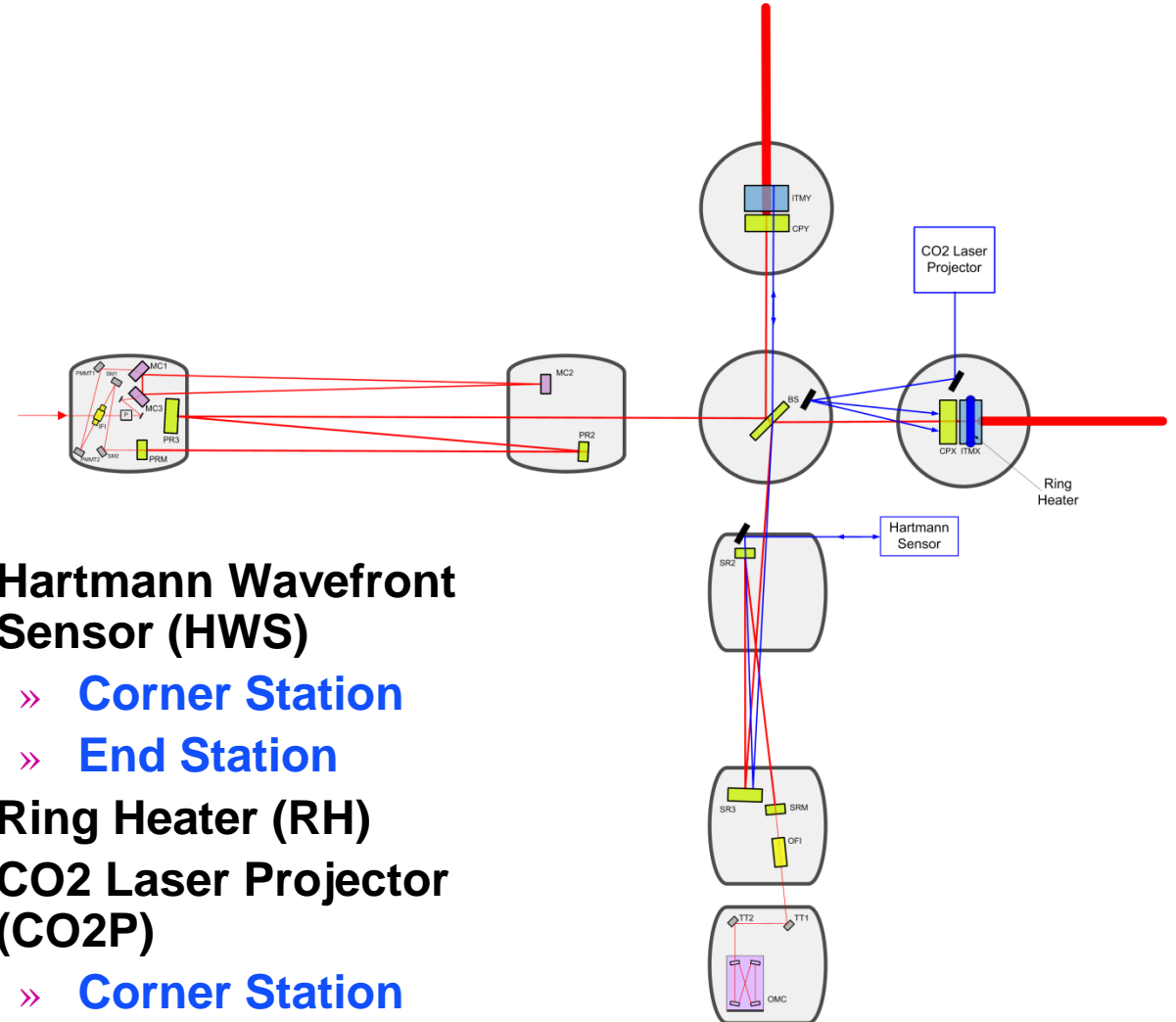
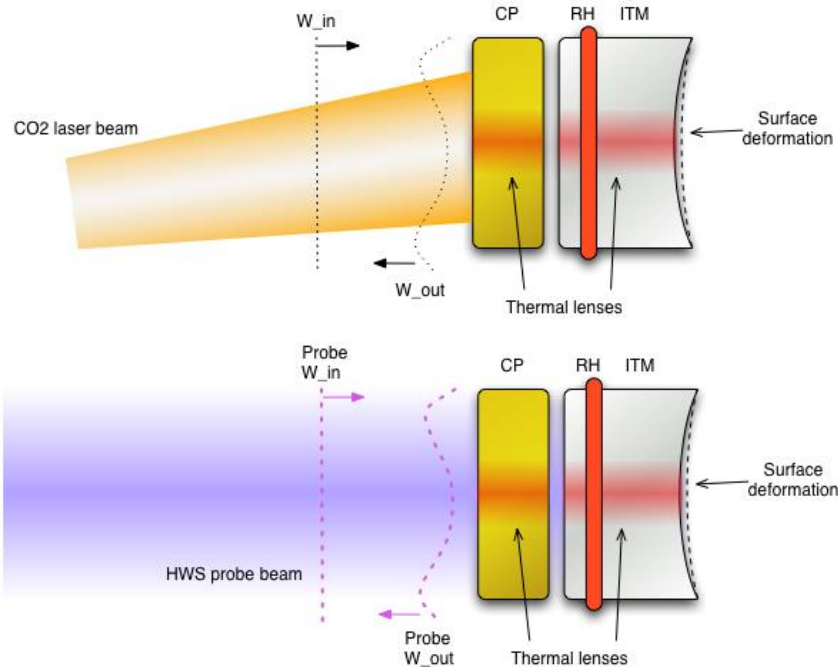
Reaction mass

End Test Mass

Optical mode can be shifted with a radiative heater that surrounds each test mass






- Measure & Control thermal lens in the Input Test Mass
  - » Maintain thermal aberrations to within  $\lambda/50$
- Control the Radius Of Curvature (ROC) in the Input & End Test Masses
  - » Provide 35 km ROC range



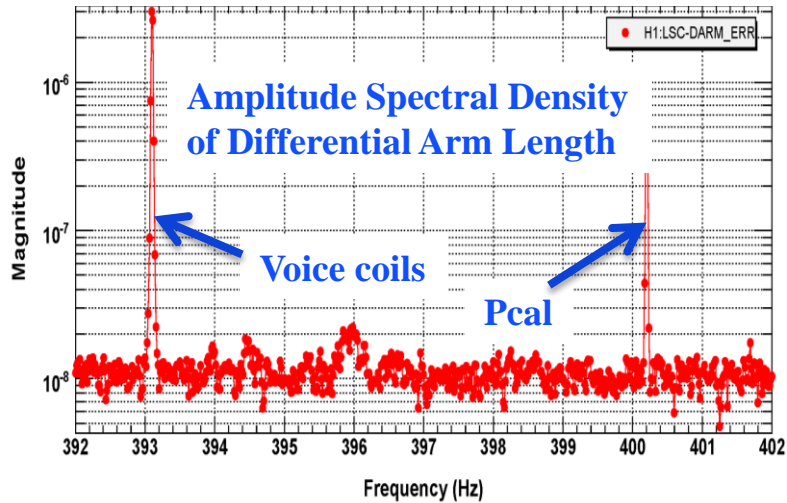
- Hartmann Wavefront Sensor (HWS)
  - » Corner Station
  - » End Station
- Ring Heater (RH)
- CO2 Laser Projector (CO2P)
  - » Corner Station

# Scattered Light Control: Baffles




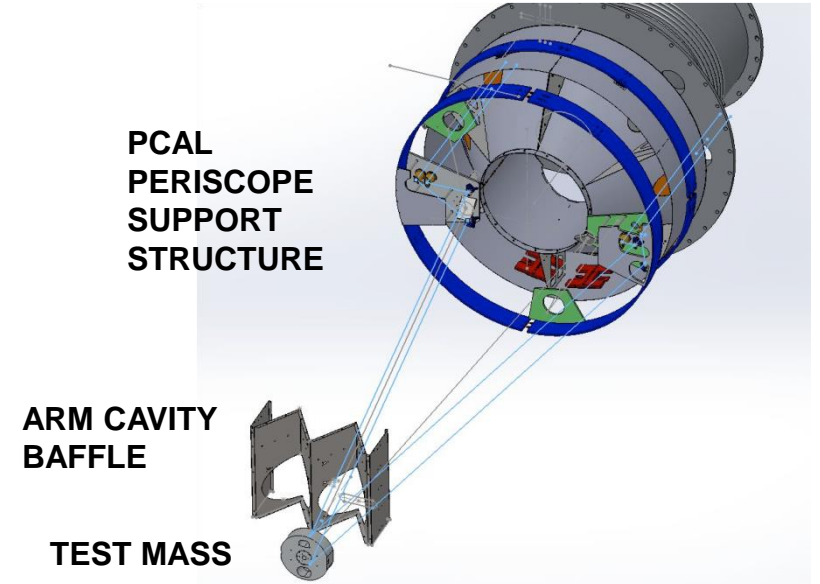
# Photon Calibration (Pcal)

- Apply sinusoidal photon pressure to the End Test Masses to calibrate the displacement response of the interferometer
  - ❖ SNR>20 over the expected aLIGO sensitivity curve with an integration time of 1 s for frequencies up to 1100 Hz
  - ❖  $\pm 5\%$  calibration accuracy
- Provide an independent timing standard





- » Vary the laser power sinusoidally with an acousto-optic modulator
- » Measure the light power with a NIST traceable integrating sphere

- » Calibrated receiver
- » Two beams
  - Torque free excitation
  - Minimize apparent recoil due to mirror elastic deformation





- ❑ Why? (the motivation)
  - ❖ Gravitational Waves & Astrophysical Sources
- ❑ Detection!
- ❑ Who?
  - ❖ The team
- ❑ How? (the engineering)
  - ❖ Basic principles of operation
  - ❖ Subsystems
- ➔ ❑ More about the vacuum system
  - ❖ a talk by Jon Feicht
- ❑ Tours
  - ❖ 40m Lab – a 100<sup>th</sup> scale version of LIGO
  - ❖ VORTEX (Vapor Outgassing & Reexposure Text Experiment)



Then we'll  
split into 2  
tour groups

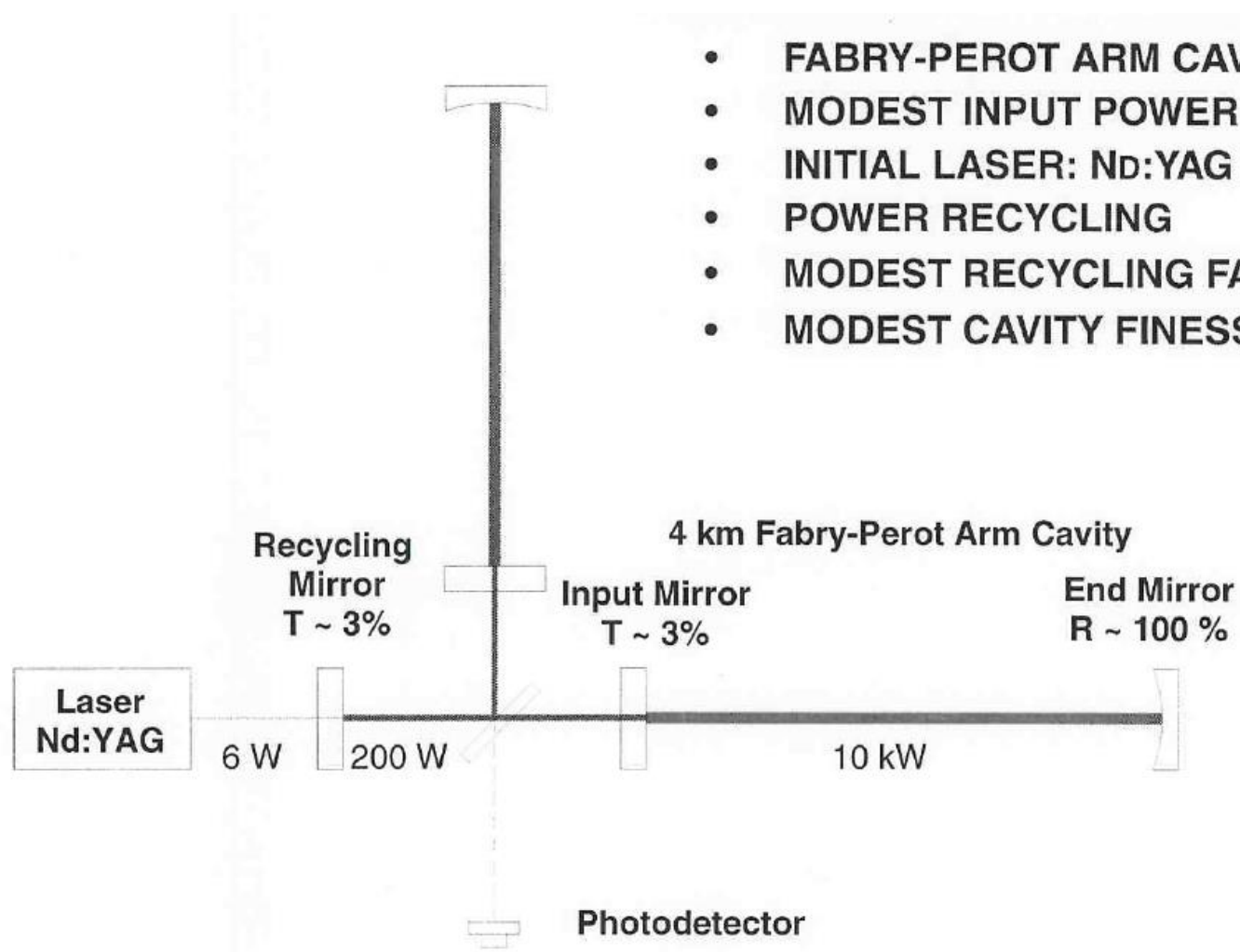


# Backup Slides

---



# Initial LIGO Interferometer Configuration



- FABRY-PEROT ARM CAVITIES
- MODEST INPUT POWER (6 w)
- INITIAL LASER: Nd:YAG  $\lambda = 1.06 \mu\text{m}$
- POWER RECYCLING
- MODEST RECYCLING FACTOR ( $\mathcal{R} \sim 30X$ )
- MODEST CAVITY FINESSE ( $\mathcal{F} \sim 50$ )

Interferometer Response Function:

$$\phi = h \frac{\omega L}{c} \frac{2F}{\pi \sqrt{1 + (\Omega\tau)^2}}$$

where

$\delta\phi$  = optical light phase change

$\omega$  = laser frequency

$\Omega$  = GW frequency

$c$  = speed of light

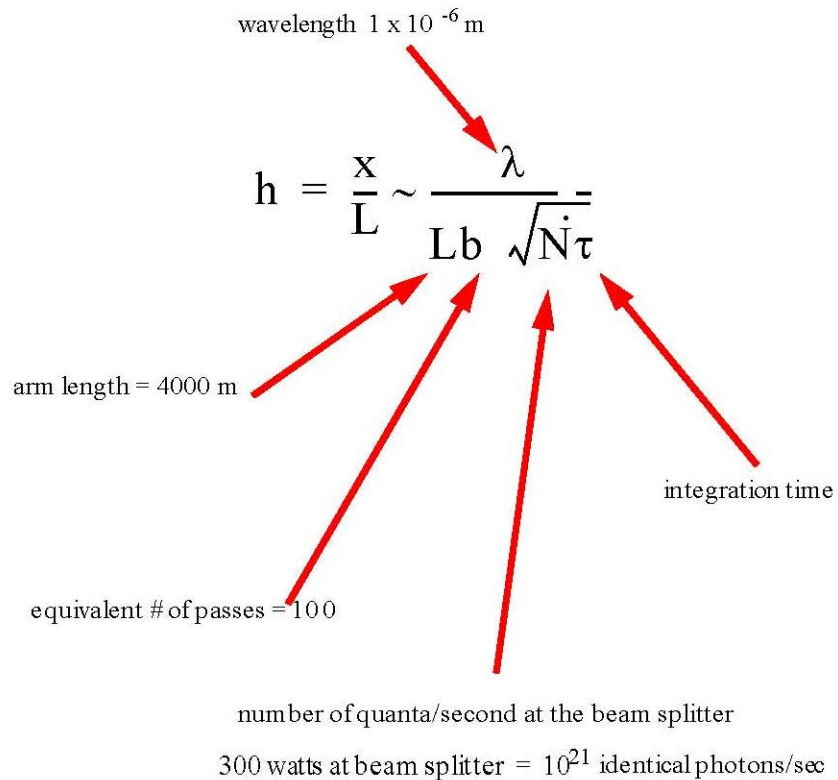
$h$  = strain amplitude

$L$  = arm length

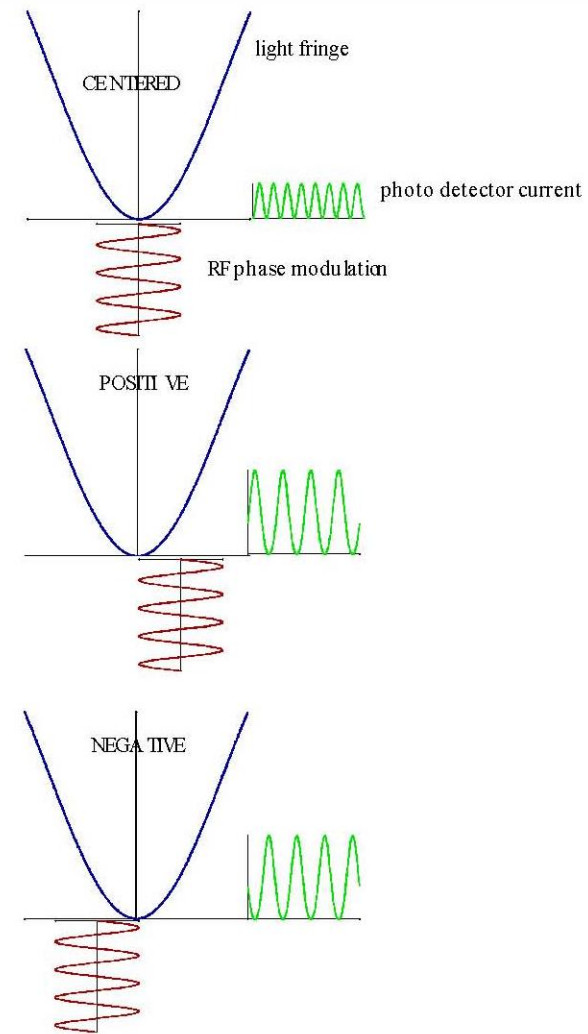
$F$  = Fabry-Perot finesse

$\tau$  = Fabry-Perot time constant

# Fringe Sensing



$$h = 6 \times 10^{-22} \quad \text{integration time } 10^{-2} \text{ sec}$$



# Is the Measurement Meaningful?

RANDOM, THERMALLY INDUCED MOTIONS OF THE ATOMS IN THE MIRROR FACES  $\gg \Delta L$

$$\Delta L \sim 10^{-18} \text{ m} \sim \frac{\text{Dia. of Nucleus of Atom}}{1000}$$

YES, IT IS MEANINGFUL!

- ATOMIC MOTIONS OCCUR AT VERY HIGH FREQUENCIES

- ATOMIC MOTION AVERAGED AWAY DURING THE  $\sim 1 \text{ ms}$  COLLECTION OF  $\sim 10^{16}$  PHOTONS

- SPATIALLY AVERAGING OVER MANY ATOMS SO THAT ONLY THE LOW SPATIAL ORDER MODES ARE POTENTIALLY SIGNIFICANT (i.e. "Drum Head" modes)

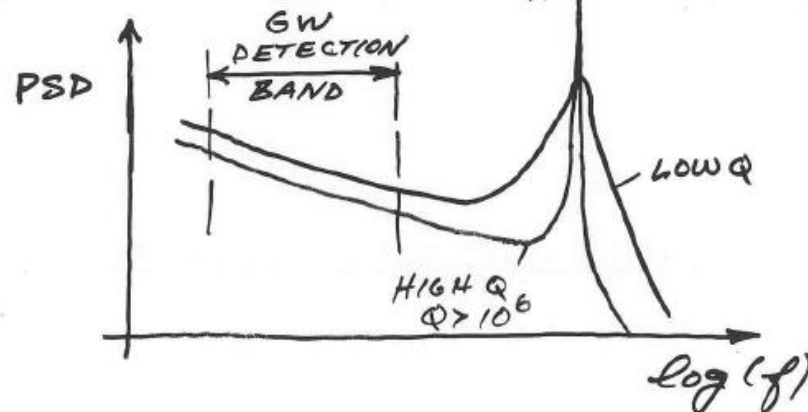
- MIRROR LOWEST FREQ.,  $f_0 > 10 \text{ kHz}$

$$- \delta x = \frac{(kT/m)^{1/2}}{2\pi f_0} \sim 3 \times 10^{-16} \text{ m} \quad \text{for } T=300 \text{ K} \\ m = 10 \text{ kg}$$

$$\delta x \sim \frac{\text{dia. of Nucleus of Atom}}{3} \sim 300 \times \text{GW signal}$$

- OUT OF THE GW BAND

- HIGH Q ASSOCIATED WITH  $f_0$  SO THAT THE "TAIL" OF THE RESONANCE HAS A SMALL EFFECT



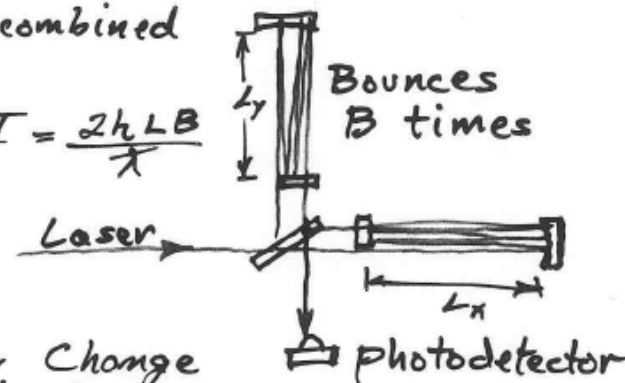
# Is the measurement possible?

STRAIN,  $h = \frac{\Delta L}{L} \sim 10^{-21}$  OR  $\Delta L = 4\text{km} \times 10^{-21}$   
 $\Delta L \sim 10^{-18} \text{m} \sim 10^{-12} \lambda$  (LASER WAVELENGTH  $\lambda = 1.06 \mu\text{m}$ )

OUTRAGEOUS?  $\Rightarrow$  NOT AT ALL:

- Phase Difference of Recombined Light:

$$\Delta \phi = \frac{2B(\Delta L_x - \Delta L_y)2\pi}{\lambda} = \frac{2hLB}{\lambda}$$



- Photodetector Intensity Change Limited by Shot Noise:

$$\Delta \phi \approx \frac{\Delta I}{I_0} \sim \frac{1}{\sqrt{\# \text{ photons}}}$$

- Photodetector Can Integrate for  $\frac{1}{2}$  GW period  
 $\frac{1}{2f} \sim 1 \text{ms}$

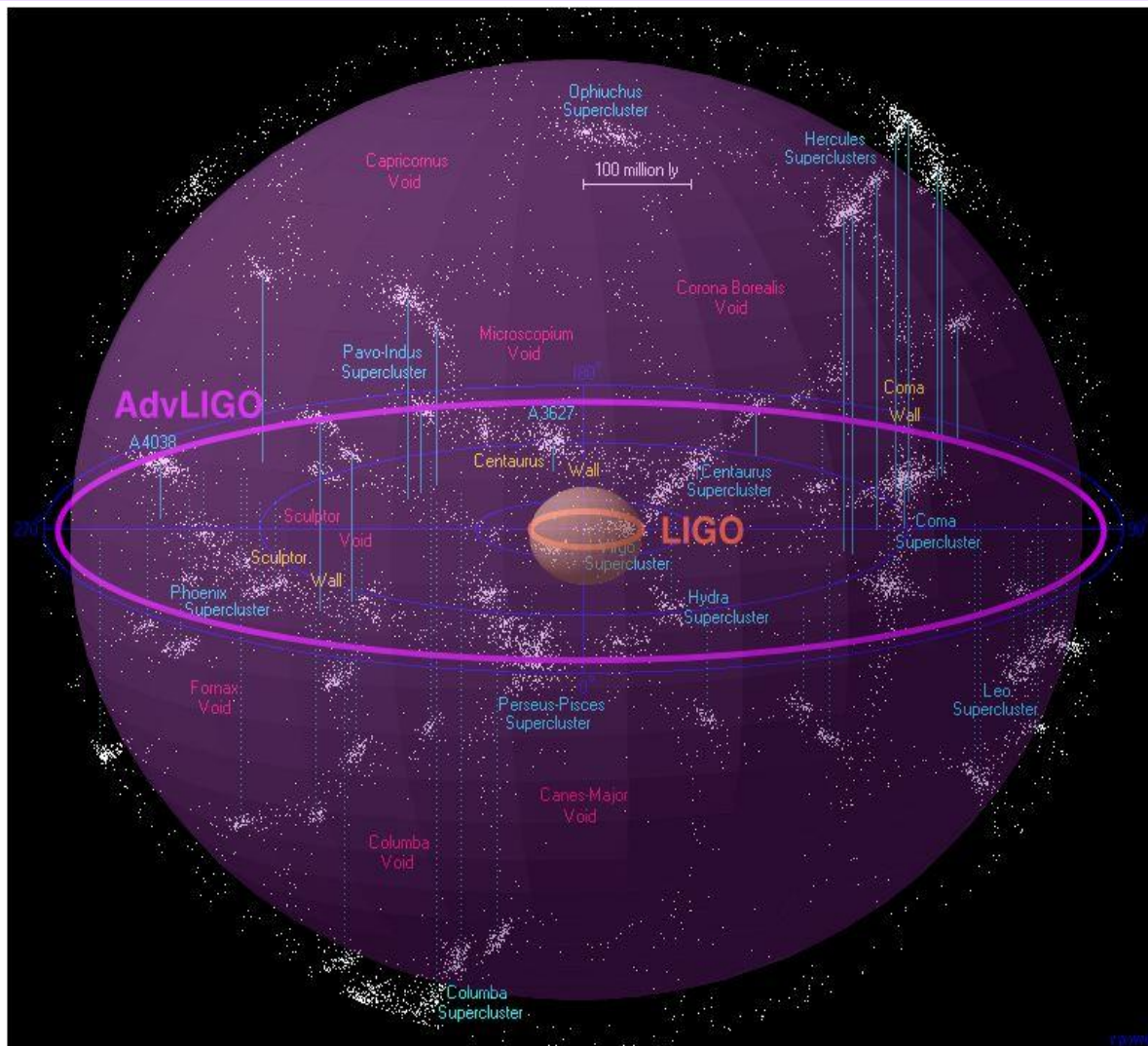
Consequently:

$$h_{\min} \approx \frac{\lambda}{2BL} \frac{1}{\sqrt{N}} = \frac{\lambda}{2BL} \left( \frac{2hc f}{I_0 \lambda} \right)^{1/2}$$

$$h_{\min} \approx \frac{3 \times 10^{-21}}{50} \left( \frac{50}{B} \right) \left( \frac{4\text{km}}{L} \right) \left( \frac{1}{1.06 \mu\text{m}} \right)^{1/2} \left( \frac{10\text{W}}{I_0} \right)^{1/2} \left( \frac{f}{1000 \text{Hz}} \right)^{1/2}$$

$\therefore$  MEASUREMENT IS POSSIBLE

# From LIGO to Advanced LIGO




- Advanced LIGO aiming for sensitivity at which several signals per month (or per week) should be detected .
  - Factor of 10 improvement in sensitivity at ~100 Hz
  - Wider bandwidth extending down to ~10 Hz
- US funding approved 2008 (plus contributions from UK, Germany, Australia)
- Construction and installation 2008-2015
- Project completed March 2015
- First observing run scheduled for September 2015

**Factor of 10 in sensitivity gives factor of 1000 in volume and hence in event rate**



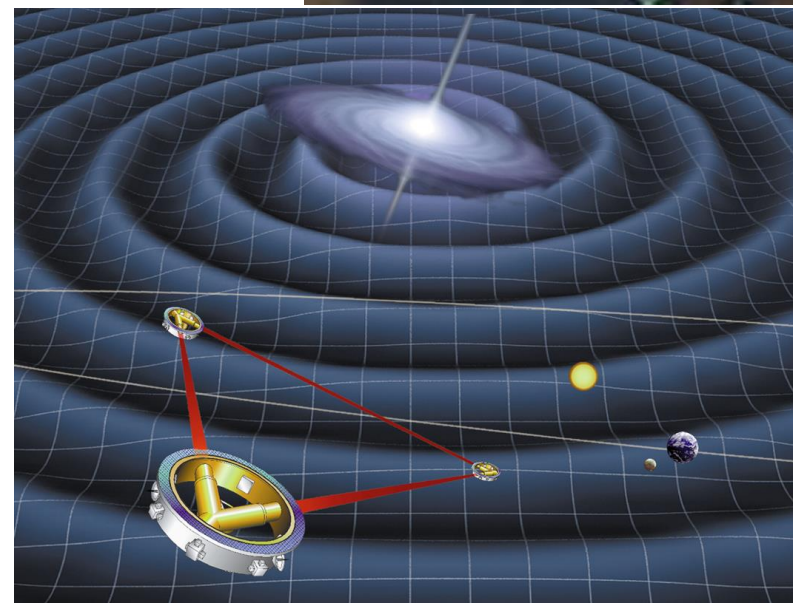
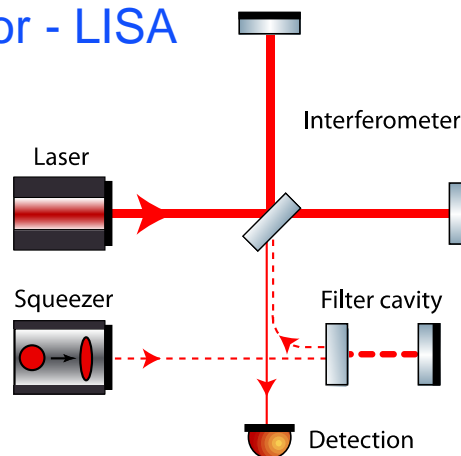
# Systems Group

(one group to rule them all)



# Beyond Advanced LIGO

- ❑ A+ (~6 year timescale)
  - ❖ Improved coatings with reduced mechanical loss (lower thermal noise)
  - ❖ Frequency dependent squeezing
- ❑ Voyager – at LIGO facilities limit (~10 to 15 year timescale)
  - ❖ Cryogenic operation (~ 120K)
  - ❖ Large (~200 kg) silicon optics
  - ❖ 2 micron lasers
- ❑ 20 year timescale: new facilities
  - ❖ Cosmic Explorer
    - ~40 km arm lengths
  - ❖ Einstein Telescope (Europe)
    - Underground, 10 km arm lengths
- ❑ Space Based Detector - LISA






# GW150914 in popular culture



Scientists found gravitational waves in outer space.

**If only it were that easy to find an apartment in NYC with a walk-in closet.**

Rent your own personal closet space:  
[manhattanministorage.com](http://manhattanministorage.com)





# Weak Signal – Strong Noise

## Matched Filtering

Matched filtering lets us find a weak signal submerged in noise.

If you know the signal waveform: multiply the waveform by the data, for all possible times when the signal might have arrived.

When there's a match, you can see it.

