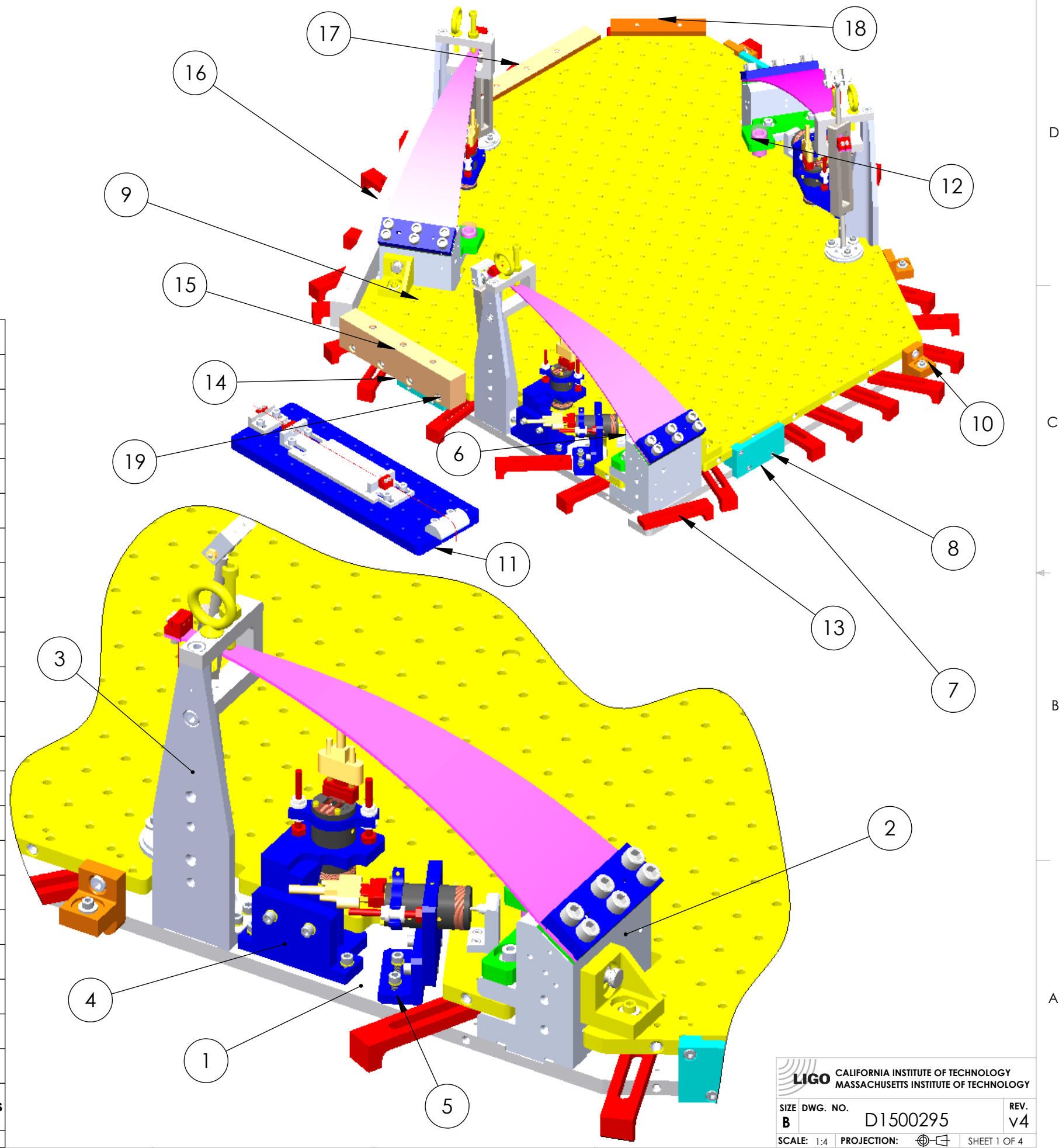


D1500295 aLIGO VOPO Suspension, PART PDM REV: X-073, DRAWING PDM REV: X-006

ITEM NO.	PART NUMBER	DESCRIPTION	MATERIAL	All components /REQ
22	D1700043	VOPO Turnbuckle Assembly	N/A	3
21	D1700057	VOPO Transport Plate Assembly	N/A	1
20		Helicoil #8-32 (1.5D) - Nitronic 60		15
19	HOLOKROME_78062	SHCS, 1/4-20 x 1.0"	18-8 SS	17
18	D1500423	VOPO LATERAL MASS 4	AISI 304	1
17	D1500422	VOPO Lateral Mass 3	AISI 304	1
16	D1500421	VOPO LATERAL MASS 2	6061-T6 (Al)	1
15	D1500420	VOPO LATERAL MASS 1-2	AISI 304	1
14	D1500419	VOPO LATERAL MASS 1	AISI 304	1
13	D1600440	D1600440-Long	304 SSSL	26
12	D1600445	VOPO Stop Checker	6061-T6	3
11	D1500481	VOPO Wire Jig Assembly	N/A	1
10	D1600466	aLIGO VOPO Transport Bracket Assembly	N/A	5
9	HOLOKROME_78056	SHCS, 1/4"-20x.625"	18-8 SS	18
8	HOLOKROME_78030	SHCS, #8-32x.625"	18-8 SS	12
7	D1500418	VOPO Assembly Bracket	6061-T6 (Al)	3
6	D1500292	VOPO Injection Bench Assembly	N/A	1
5	D1500291	VOPO AOSEM Horizontal Assembly	N/A	3
4	D1500290	VOPO AOSEM Vertical Assembly	N/A	3
3	D1500294	BLADE GUARD ASSY	--	3
2	D1500293	VOPO Blade Assembly		3
1	D1600465	VOPO Base Plate Assembly	N/A	1
PARTS LIST				

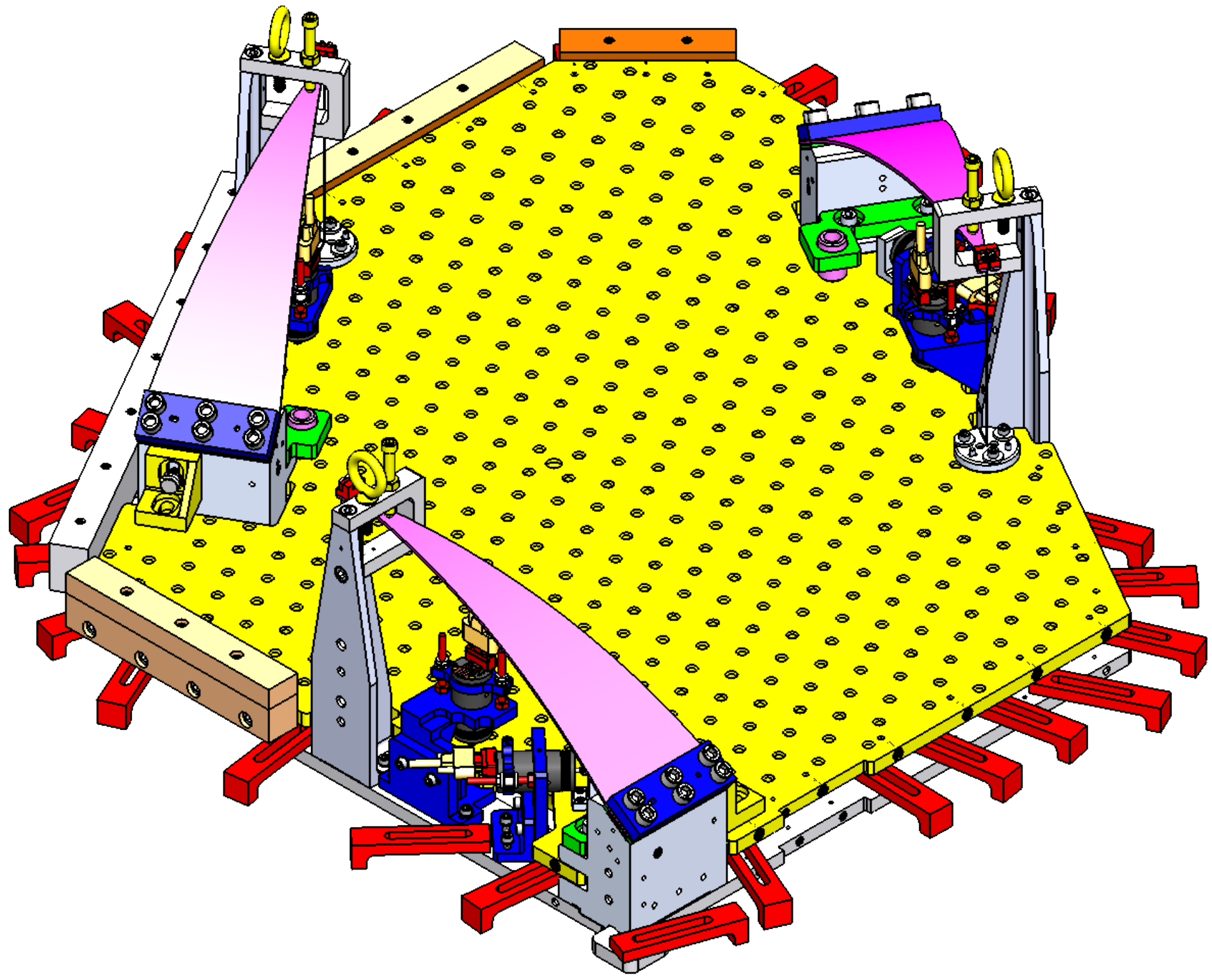


CALIFORNIA INSTITUTE OF TECHNOLOGY
 MASSACHUSETTS INSTITUTE OF TECHNOLOGY
 SIZE DWG. NO. **B** D1500295 REV. v4
 SCALE: 1:4 PROJECTION: SHEET 1 OF 4

8 7 6 5 4 3 2 1

D
C
B
A

D
C
B
A



FLOATED CONFIGURATION

D1500295 dLIGO VOFO Suspension, PART PDM REV: X-073, DRAWING PDM REV: X-006

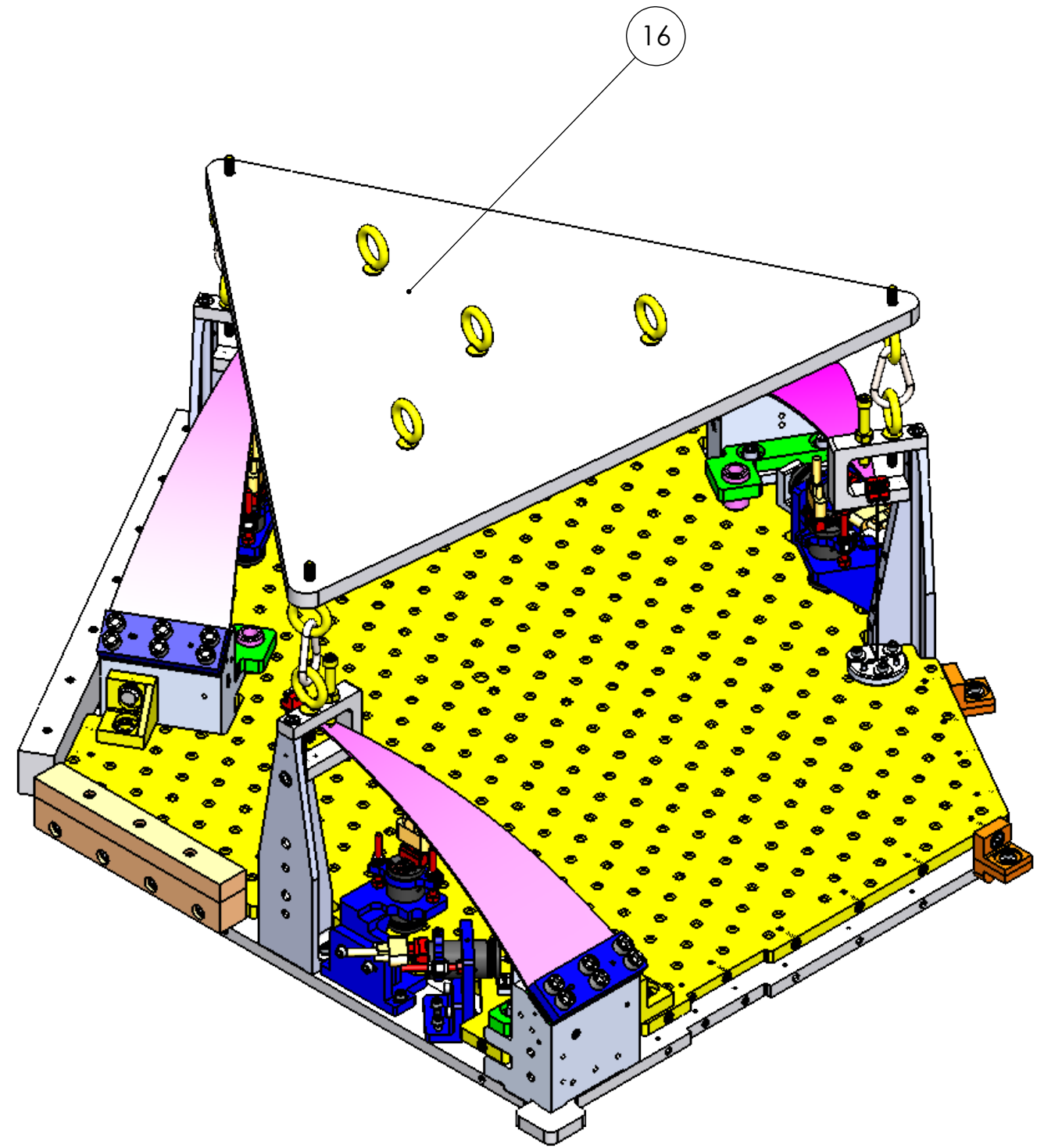
LIGO CALIFORNIA INSTITUTE OF TECHNOLOGY
MASSACHUSETTS INSTITUTE OF TECHNOLOGY

SIZE	DWG. NO.	REV.
B	D1500295	v4
SCALE: 1:3		PROJECTION:
		SHEET 2 OF 4

8 7 6 5 4 3 2 1

D1500295 aLIGO VOPO Suspension, PART PDM REV: X-073, DRAWING PDM REV: X-006

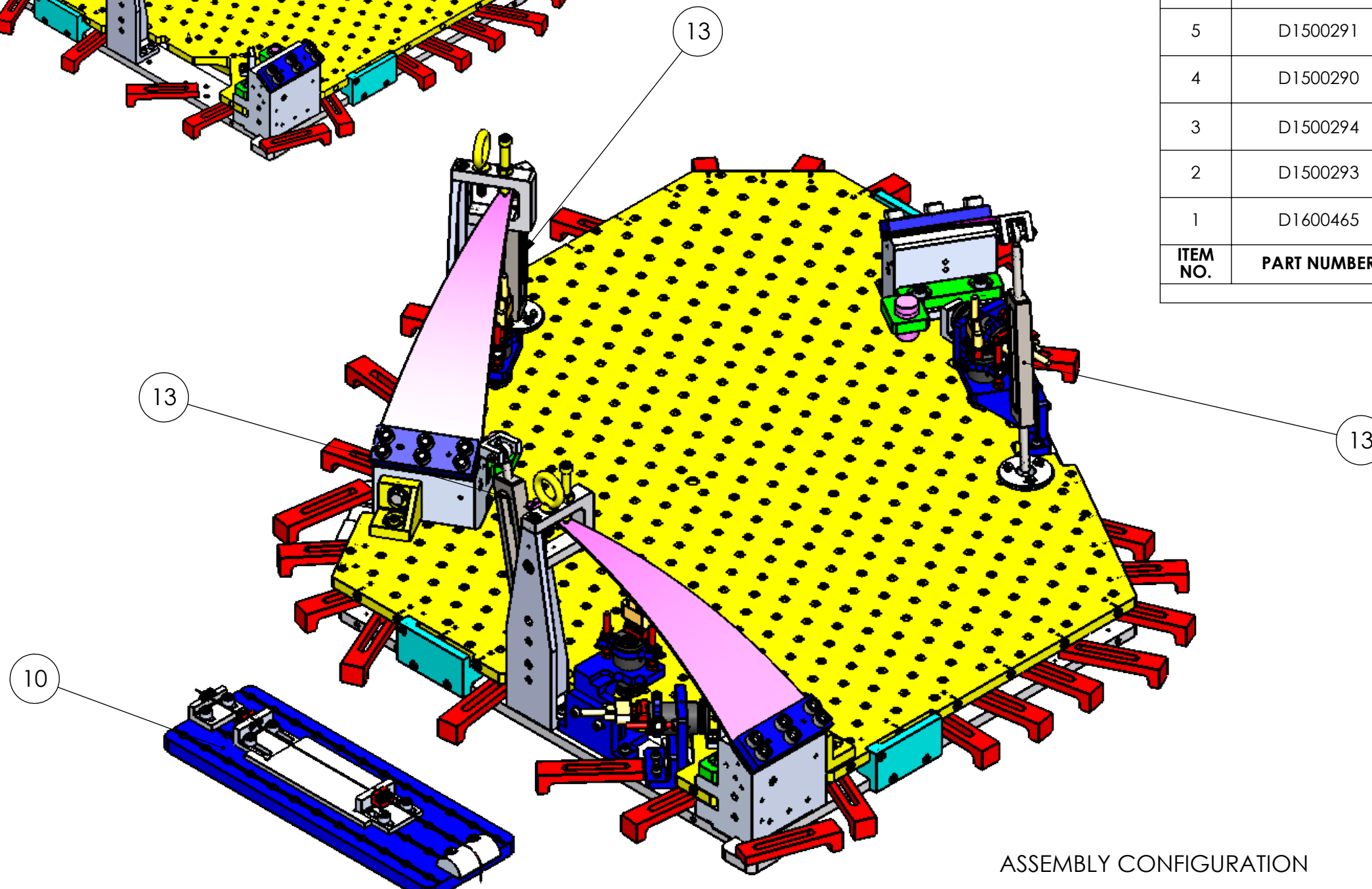
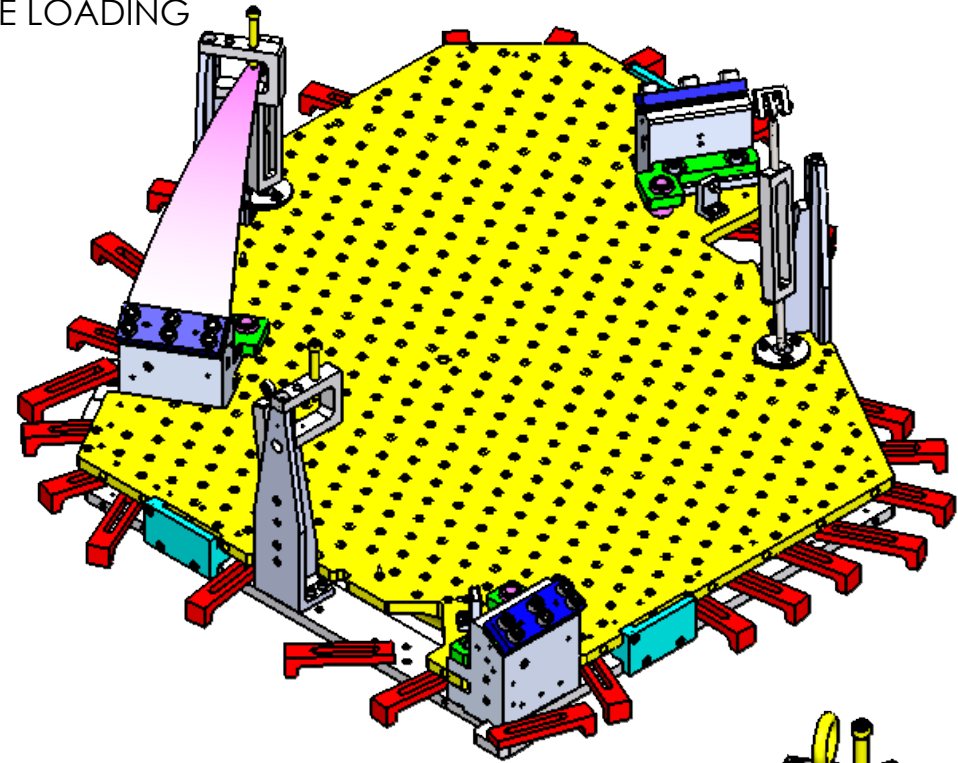
ITEM NO.	PART NUMBER	DESCRIPTION	MATERIAL	Transport/QTY.
16	D1700057	VOPO Transport Plate Assembly	N/A	1
15		Helicoil #8-32 (1.5D) - Nitronic 60		12
14	HOLOKROME_78062	SHCS, 1/4-20 x 1.0"	18-8 SS	13
13	D1500423	VOPO LATERAL MASS 4	AISI 304	1
12	D1500421	VOPO LATERAL MASS 2	6061-T6 (Al)	1
11	D1500420	VOPO LATERAL MASS 1-2	AISI 304	1
10	D1500419	VOPO LATERAL MASS 1	AISI 304	1
9	D1600466	aLIGO VOPO Transport Bracket Assembly	N/A	5
8	HOLOKROME_78056	SHCS, 1/4"-20x.625"	18-8 SS	18
7	HOLOKROME_78030	SHCS, #8-32x.625"	18-8 SS	3
6	D1500292	VOPO Injection Bench Assembly	N/A	1
5	D1500291	VOPO AOSEM Horizontal Assembly	N/A	3
4	D1500290	VOPO AOSEM Vertical Assembly	N/A	3
3	D1500294	BLADE GUARD ASSY	--	3
2	D1500293	VOPO Blade Assembly		3
1	D1600465	VOPO Base Plate Assembly	N/A	1
PARTS LIST				



TRANSPORT CONFIGURATION

CALIFORNIA INSTITUTE OF TECHNOLOGY MASSACHUSETTS INSTITUTE OF TECHNOLOGY	
SIZE	DWG. NO.
B	D1500295
SCALE: 1:4	PROJECTION:
REV.	SHEET 3 OF 4
v4	

BLADE LOADING



13	D1700043	VOPO Turnbuckle Assembly	3
12	D1600440	D1600440-Long	26
11	D1600445	VOPO Stop Checker	3
10	D1500481	VOPO Wire Jig Assembly	1
9	HOLOKROME_78056	SHCS, 1/4"-20x.625"	18
8	HOLOKROME_78030	SHCS, #8-32x.625"	9
7	D1500418	VOPO Assembly Bracket	3
6	D1500292	VOPO Injection Bench Assembly	1
5	D1500291	VOPO AOSEM Horizontal Assembly	3
4	D1500290	VOPO AOSEM Vertical Assembly	3
3	D1500294	BLADE GUARD ASSY	2
2	D1500293	VOPO Blade Assembly	3
1	D1600465	VOPO Base Plate Assembly	1
ITEM NO.	PART NUMBER	DESCRIPTION	Assembly/QTY.
PARTS LIST			

ASSEMBLY CONFIGURATION

CALIFORNIA INSTITUTE OF TECHNOLOGY
MASSACHUSETTS INSTITUTE OF TECHNOLOGY

SIZE DWG. NO.	REV.
B	v4
SCALE: 1:4	PROJECTION: SHEET 4 OF 4

D1500295 dLIGO VOPO Suspension, PART PDM REV: X-073, DRAWING PDM REV: X-006