



ITM06 HR AR Absorption

Test Date	HR: Feb. 20, 2014. AR: Mar. 6, 2015.		
Author(s)	Liyuan Zhang, Margot Phelps, GariLynn Billingsley		
Approval(s)			
Specification Doc.	LIGO-E0900041	Specification	HR<0.5 ppm, AR<1.0 ppm
Procedure Doc.	LIGO-E1000863		
S1 HR (Mean \pm RMS)	0.4 \pm 0.1 ppm		
S2 AR (Mean \pm RMS)	0.6 \pm 0.2 ppm		
Conclusion	Qualified.		

Discussions and Comments:

For each surface, S1 (HR) and S2 (AR), 4 linear scans of 20 mm are carried out along X+- and Y+- outside central 120 mm in diameter. The arrow on barrel is positioned at Y+ direction. The calibration is done by a contamination cavity HR mirror (1" in dia., No. 8128), of which the HR absorption was measured to be 0.6 ppm in the optical contamination test. The results are summarized in Fig.1 and 2 for HR (S1) and AR (S2) respectively.



ITM06 HR AR Absorption

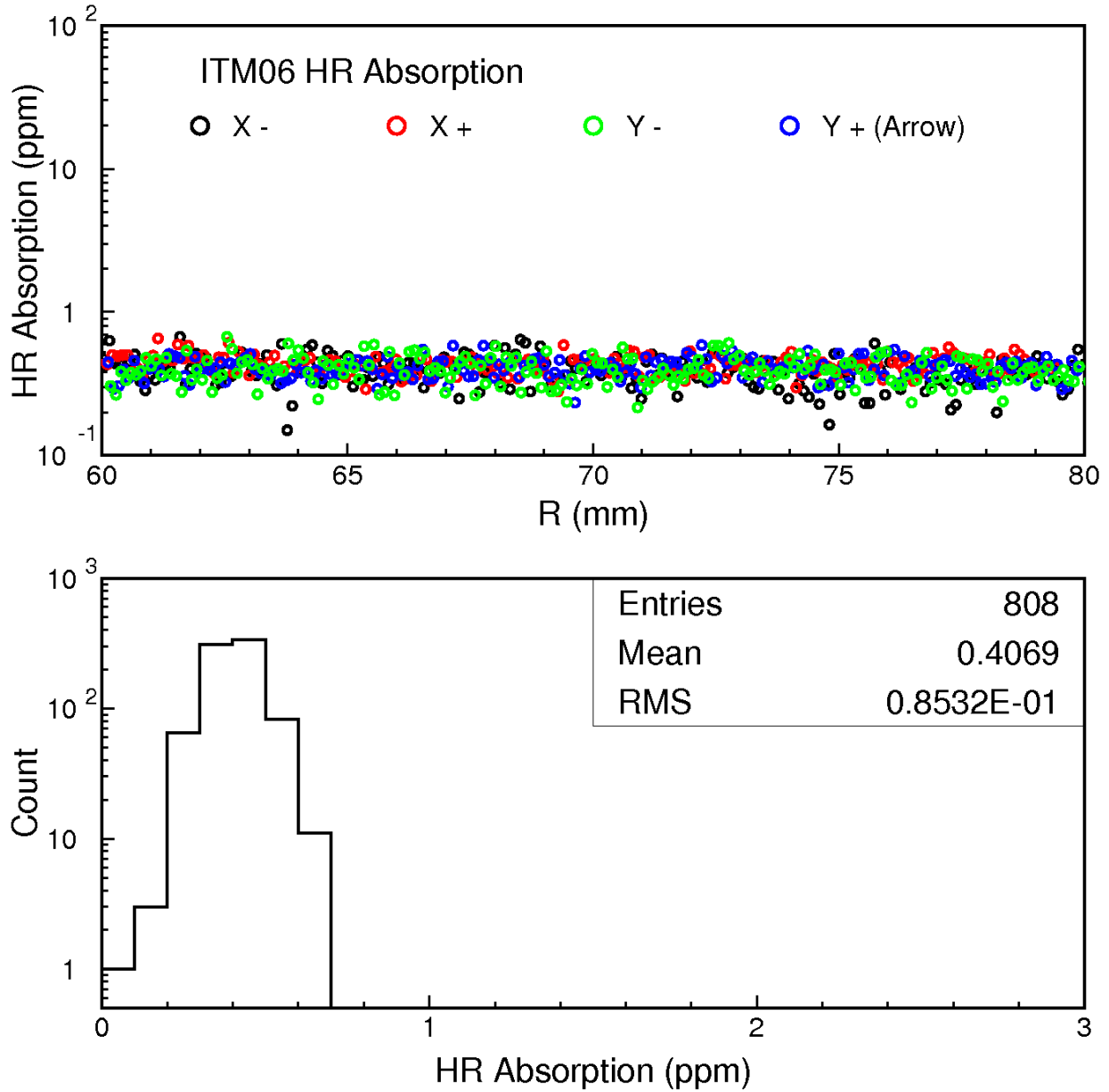


Fig. 1 ITM06 HR absorption measurement along X+- and Y+- outside central 120 mm in diameter.



ITM06 HR AR Absorption

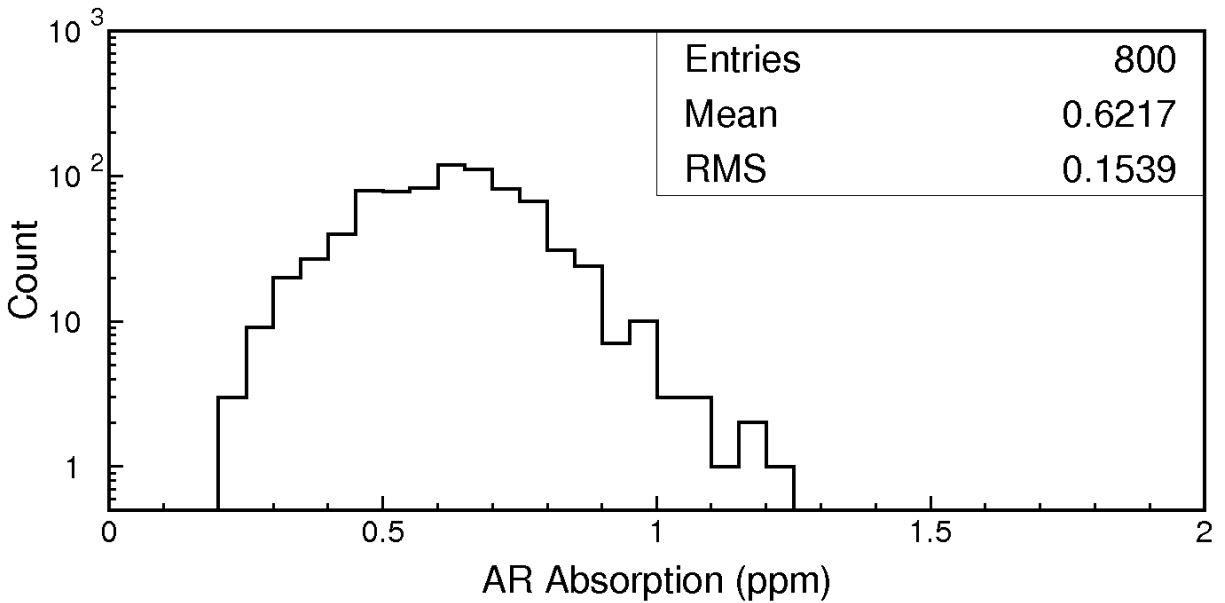
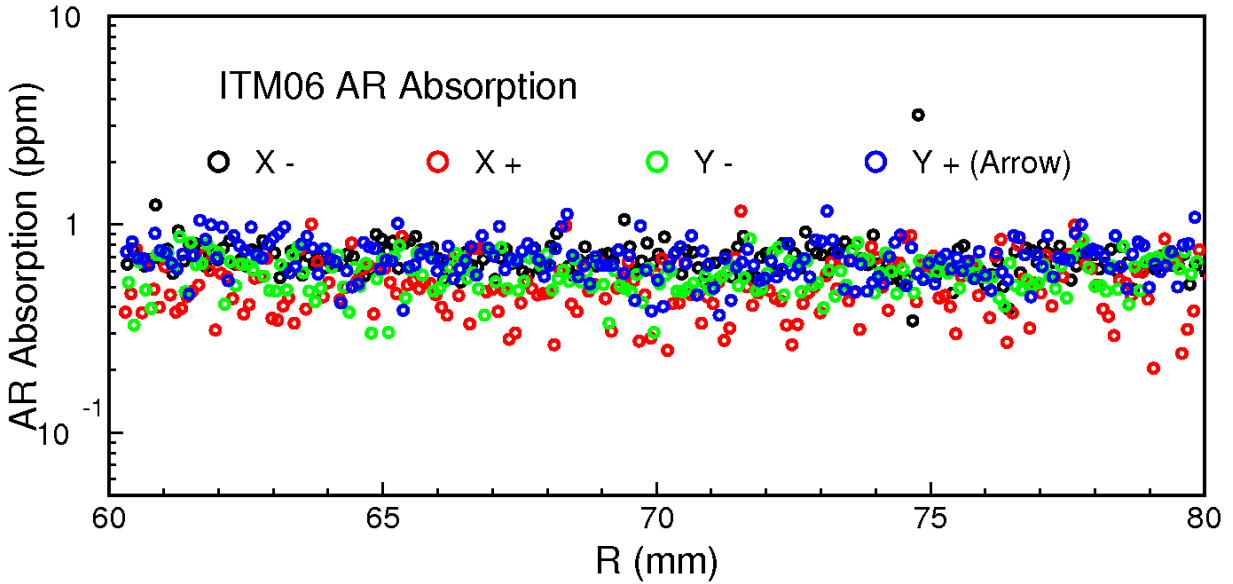


Fig. 2 ITM06 AR absorption measurement along X+- and Y+- outside central 120 mm in diameter.