

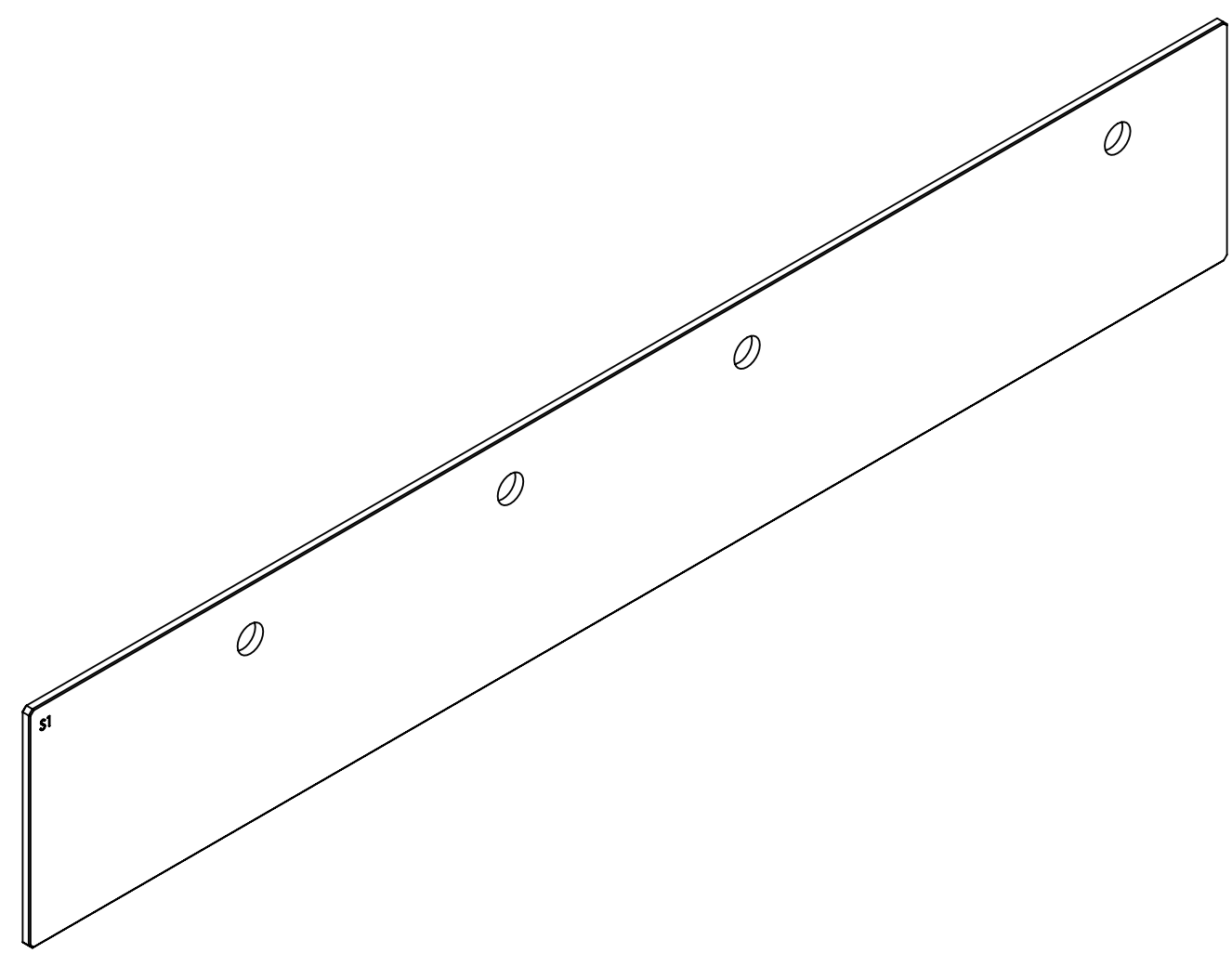
NOTES CONTINUED:

⑤ SCRIBE, ENGRAVE (A VIBRATORY TOOL MAY BE USED), LASER MARK OR MECHANICALLY STAMP (NO INKS OR DYES) DRAWING PART NUMBER, REVISION (AND VARIANT OR 'TYPE' IF APPLICABLE) ON NOTED SURFACE OF PART FOLLOWED ON THE NEXT LINE WITH A THREE DIGIT SERIAL NUMBER. SERIAL NUMBERS START AT 001 FOR THE FIRST ARTICLE AND PROCEED CONSECUTIVELY. USE MINIMUM 0.12" HIGH CHARACTERS, UNLESS THE SIZE OF THE PART DICTATES SMALLER CHARACTERS. EXAMPLE: DXXXXXX-VY, TYPE-XX, S/N XXX

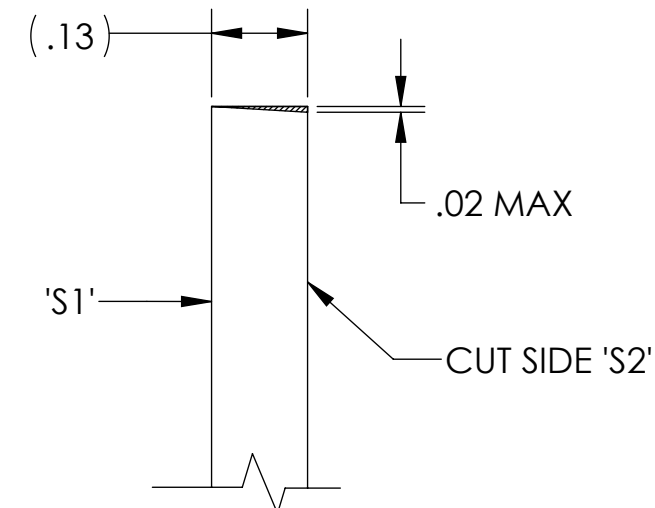
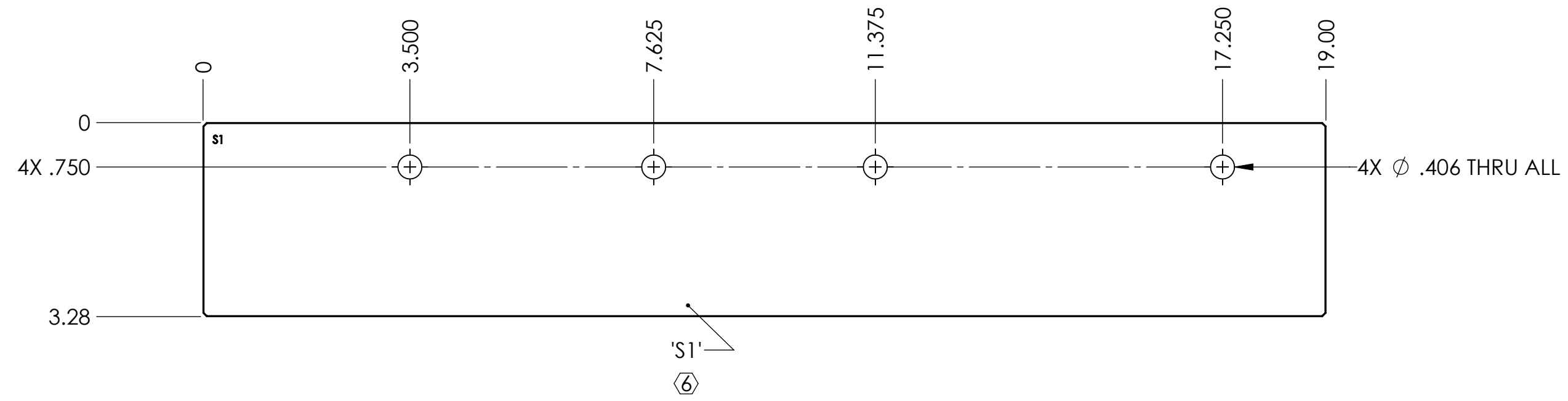
⑥ COAT SIDE 'S1' AS INDICATED ON DRAWING. REFER TO LIGO E1500201 FOR AIR COATING SPECIFICATIONS.

⑦ CUT AWAY FROM SIDE 1 AS PER DETAIL 'A'.

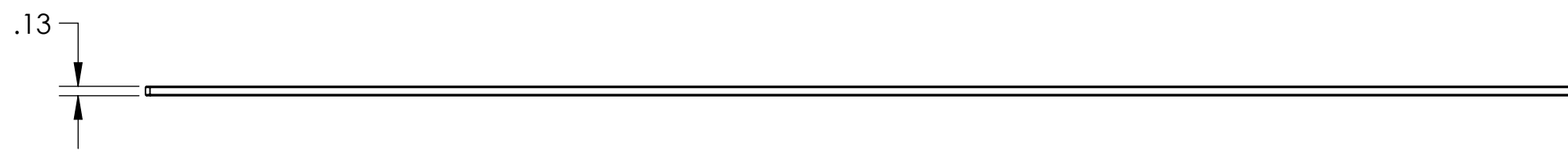
REV.	DATE	DCN #	DRAWING TREE #
v1	06 FEB 2015	E1500047-x0	-
v2	07 APR 2015	E1500163-x0	-
-	-	-	-



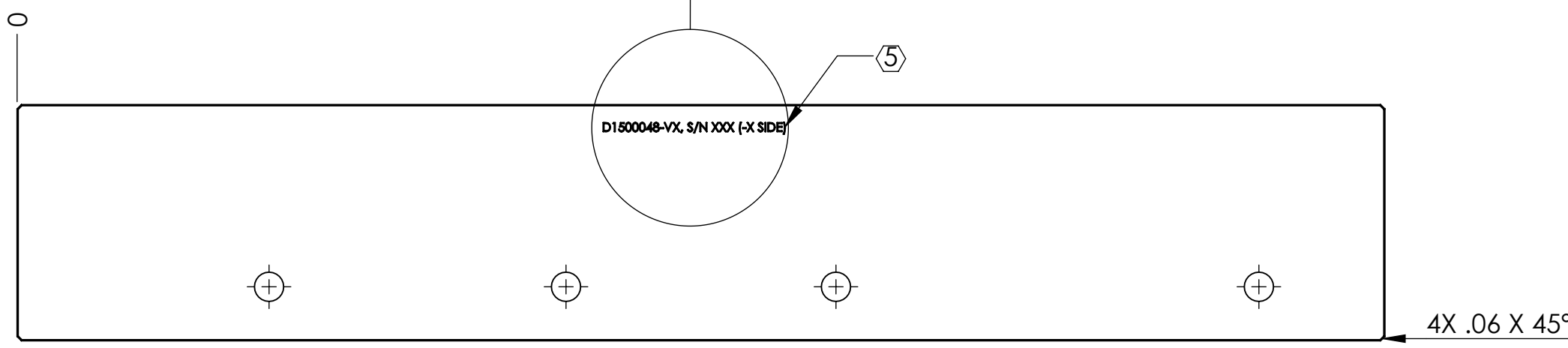
ISO VIEW



DETAIL 'A'
(KERF TAPER ANGLE)



DETAIL B
SCALE 1 : 1
D1500048-VX, S/N XXX (-X SIDE)



DIMENSIONS ARE IN INCHES		TOLERANCES: .XX ± .02 .XXX ± .015		ANGULAR ± 1.0°	
MATERIAL		FINISH		NEXT ASSY	
SEE LIGO E1500201		N/A μinch		D0900295	

LIGO CALIFORNIA INSTITUTE OF TECHNOLOGY
MASSACHUSETTS INSTITUTE OF TECHNOLOGY

SYSTEM: ADVANCED LIGO SUB-SYSTEM: AOS

PART NAME aLIGO, OMC, Stray light baffle, HORZ PANEL (-X Side)				DESIGNER	E.SANCHEZ	26 JAN 2015	SIZE	DWG. NO.	REV.
				DRAFTER	E.SANCHEZ	06 FEB 2015	D	D1500048	v2
				CHECKER	SEE DCC	SEE DCC			
				APPROVAL	SEE DCC	SEE DCC	SCALE: 1:2	PROJECTION:	SHEET 1 OF 1

D1500048 aLIGO, OMC, Stray light baffle, HORZ PANEL (-X Side), PART PDM REV: X-003, DRAWING PDM REV: X-003