

*LIGO Laboratory / LIGO Scientific Collaboration*

LIGO- E1300829

*LIGO*

Nov 04, 2013

**aLIGO HEPI H1 HAM3  
Assembly Validation Report****E1300829-v2**

Hugo Paris, Fabrice Matchard for the SEI Team

Distribution of this document:  
Advanced LIGO ProjectThis is an internal working note  
of the LIGO Laboratory

**California Institute of Technology**  
LIGO Project – MS 18-34  
1200 E. California Blvd.  
Pasadena, CA 91125  
Phone (626) 395-2129  
Fax (626) 304-9834  
E-mail: [info@ligo.caltech.edu](mailto:info@ligo.caltech.edu)

**Massachusetts Institute of Technology**  
LIGO Project – NW22-295  
185 Albany St  
Cambridge, MA 02139  
Phone (617) 253-4824  
Fax (617) 253-7014  
E-mail: [info@ligo.mit.edu](mailto:info@ligo.mit.edu)

**LIGO Hanford Observatory**  
P.O. Box 1970  
Mail Stop S9-02  
Richland WA 99352  
Phone 509-372-8106  
Fax 509-372-8137

**LIGO Livingston Observatory**  
P.O. Box 940  
Livingston, LA 70754  
Phone 225-686-3100  
Fax 225-686-7189

## Contents

1.Introduction.....	4
2.Sub-Components Testing.....	4
3.Load Cells assembly.....	4
4.Boot Location.....	6
5.Check Stops Gaps.....	7
6.Gaps check.....	7
7.IPS Centering.....	8
8.Sensor ASD.....	9
9.SUS-watchdogs interaction test.....	11
10.Static Test local drive .....	11
11.Linearity Test/Range of motion in the local basis.....	12
12.Actuator Plate to Shields gap.....	13
13.Valve Check.....	14
14.Local-to-local measurements.....	15
15. Alignment offsets:.....	18

## 1. Introduction

This document summarizes the steps to be done to validate HEPI assemblies. Corresponding reports must be posted in :

LIGO-E1300454: aLIGO HEPI Testing Reports

## 2. Sub-Components Testing

- Kaman Inductive Position Sensors: calibration, linearity, factory data, noise measurements (E0900426 – HEPI Kaman Sensor Receiving Analysis - Results posted in the SVN )
- HEPI actuator linearity test (E1100338 – aLIGO HEPI Actuators Test Results)
- L4C test (Q0900007)

## 3. Load Cells assembly

BSC HEPI load cell capacity → 3000 lbs  
HAM HEPI load cell capacity → 2000 lbs

	Left Spring (lbs)	Right Spring (lbs)
<b>Pier 1</b>		
<b>Pier 2</b>		
<b>Pier 3</b>		
<b>Pier 4</b>		

### Acceptance criteria:

- The values must not exceed 80% of the load cell capacity (2400lbs for BSC and 1600lbs for HAM).

**Test result:**

**Passed:** \_\_\_\_

**Failed:** \_\_\_\_

#### 4. Boot Location

	Pier 1	Pier 2	Pier 3	Pier 4
Point 1a (Tangential)				
Point 1b (Tangential)				
Point 2a (Tangential)				
Point 2b (Tangential)				
Point 3 (Radial Back)				
Point 4 (Radial Front)				
Point 5 (Vertical)				

	Pier 1	Pier 2	Pier 3	Pier 4
Point 1a (Tangential)				
Point 1b (Tangential)				
Point 2a (Tangential)				
Point 2b (Tangential)				
Point 3 (Radial Back)				
Point 4 (Radial Front)				
Point 5 (Vertical)				

Acceptance criteria:

- 

Test result:

Passed: \_\_\_\_

Failed: \_\_\_\_

#### 5. Check Stops Gaps

The stops must not touch the boot. There is 15 stops per boot, 5 per F bracket.

	Bracket 1					Bracket 2					Bracket 3								
	Gap 1	Gap 2	Gap 3	Gap4 above	Gap4 under	Gap 5	Gap 1	Gap 2	Gap 3	Gap4 above	Gap4 under	Gap 5	Gap 1	Gap 2	Gap 3	Gap4 above	Gap4 under	Gap 5	
Pier 1																			
Pier 2																			
Pier 3																			
Pier 4																			

Test result:

Passed: \_\_\_\_

Failed: \_\_\_\_

## 6. Gaps check

Four particular gaps need to be check.

### Acceptance criteria:

- a 0.08” shim must fit in these two gaps

Issues/difficulties/comments regarding this test: Gap#1 is tricky to reach. At LASTI, the solution found was to tape the shim to an extension (rod, rigid ruler, etc.).

Gap#2 should be reachable by hand.

Gap#3 and 4 are tricky, but should also be doable (no picture)

	Gap#1	Gap#2	Gap#3	Gap#4
<b>Pier 1</b>				
<b>Pier 2</b>				
<b>Pier 3</b>				
<b>Pier 4</b>				

Test result:

Passed: \_\_\_\_

Failed: \_\_\_\_

## 7. IPS Centering

### Scripts files for processing and plotting in SVN at:

/SeiSVN/seismic/HEPI/Common/Testing\_Functions\_HEPI/Offset\_STD\_IPS\_HEPI.m

### Data in SVN at:

/ligo/svncommon/SeiSVN/seismic/HEPI/H1/HAM3/Data/Static\_Tests/  
\_IPS\_Read\_Back\_\_20131031\_15:23.mat

All the loops must be turned off during this test.

### Issues/difficulties/comments regarding this test:

The test was performed on October 31<sup>st</sup> 2013, with HEPI Locked.

	H1	H2	H3	H4	V1	V2	V3	V4
Mean (counts)	5801.0 6	771.10	1873.1 3	1737.8 5	3931.0 3	3650.1 2	1845.8 6	4244.1 7
Acceptance	+/- 15000	+/- 15000	+/- 15000	+/- 15000	+/- 15000	+/- 15000	+/- 15000	+/- 15000

Test result:

Passed:  X

Failed: \_\_\_\_

## 8. Sensor ASD

Scripts files for processing and plotting in SVN at:

/SeiSVN/seismic/HEPI/Common/Testing\_Functions\_HEPI/ASD\_Measurements\_Local\_HEPI.m

Data in SVN at:

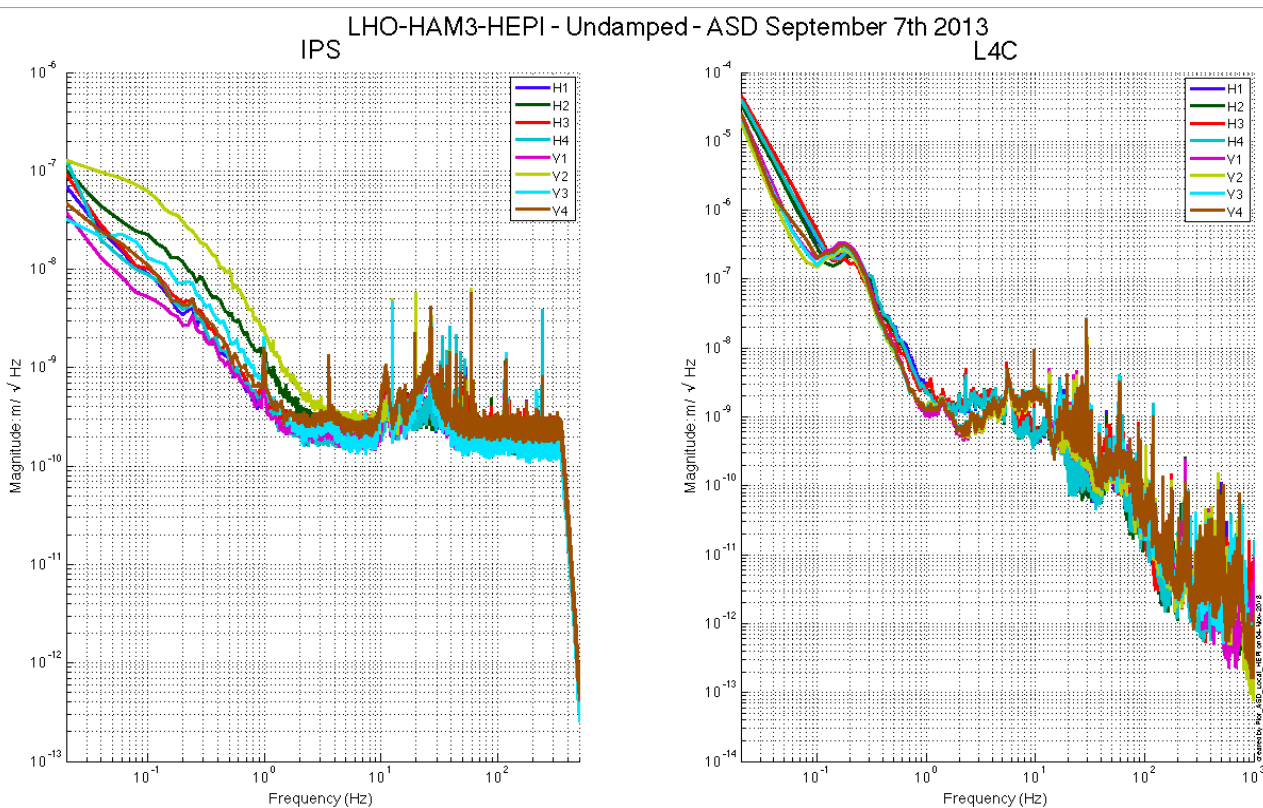
SeiSVN/seismic/HEPI/H1/HAM3/Data/Spectra/Undamped/

LHO\_HPI\_HAM3\_ASD\_m\_IPS\_L4C\_2013\_09\_07.mat

Figures in SVN at:

/SeiSVN/seismic/HEPI/H1/HAM3/Data/Figures/Spectra/Undamped/

LHO\_HPI\_HAM3\_ASD\_m\_IPS\_L4C\_2013\_09\_07\_3 5:4:.fig



Measurement length: 1900s - Sample window: 50s - Overlap: 50% - Frequency resolution: 20mHz - Averages: 75 - Measurement start (GPS): 1062629113

Issues/difficulties/comments regarding this test:

Measurements were performed with all PreFilters ON.

**Acceptance criteria:**

■

**Test result:**

**Passed:**  X

**Failed:**

### 9. SUS-watchdogs interaction test

**This test will be obsolete very soon, as the payload-HEPI WD connection is planned for removal.**

- . Set up a zero value on the payload watchdogs.
- . Check that the payload watchdog screen of HEPI tripped.
- . In the payload watchdog screen, click on the OVERRIDE button and reset the watchdog.
- . Do the same process for all the payloads

**Acceptance criteria:**

- The HEPI must trip when the payload watchdogs are tripped
- The HEPI watchdogs could be reset when the OVERRIDE button is ON

**Test result:** **Passed:** \_\_\_\_ **Failed:** \_\_\_\_

When this test is done, reset everything (OVERRIDE button OFF, put back the value on the payload watchdog).

### 10.Static Test local drive

**Scripts files for processing in SVN at:**

/SeiSVN/seismic/HEPI/Common/Testing\_Functions\_HEPI/Static\_Test\_Local\_Basis\_HEPI.m

*. Drive of 5000 counts*

	H1	H2	H3	H4	V1	V2	V3	V4
H1	8698. 1	- 5129. 7	- 501.2	- 1956. 1	-81.1	317.6	242.9	- 315.0
H2	- 4450. 0	8740. 6	- 2061. 1	- 544.7	24.7	176.3	- 328.0	201.9
H3	- 523.3	- 1723. 0	8385. 3	- 4620. 9	177.2	259.8	- 381.9	65.1
H4	- 1863. 2	- 525.2	- 4418. 2	8496. 6	- 442.7	320.4	110.8	- 559.7
V1	- 123.3	170.4	307.9	- 377.9	7339. 5	876.5	- 1628. 8	776.8
V2	134.7	-	-	294.2	1302.	7453.	636.0	-

		178.5	266.9		4	2		1626.4
V3	202.8	- 248.6	- 319.2	259.8	- 1011.9	1544.1	7961.9	743.7
V4	- 284.1	396.0	257.5	- 459.4	1367.6	- 986.9	1110.3	8496.3

*Table - Main couplings and cross couplings*

. Drive of 1000 counts

*Table - Main couplings and cross couplings*

. Drive of 2500 counts

*Table - Main couplings and cross couplings*

Issues/difficulties encountered during this test:

**Drive of 1000 and 2500 counts were skipped. Static\_Test\_Local\_Basis\_HEPI.m drives at 5000 counts only.**

**Acceptance criteria:**

- The results in these three tables must be the same (within xxx%)

**Test result:**

**Passed:  X**

**Failed:**

## 11. Linearity Test/Range of motion in the local basis

**Scripts files for processing and plotting in SVN at:**

/SeiSVN/seismic/HEPI/Common/Testing\_Functions\_HEPI/Linearity\_Test\_Awgstream\_HEPI.m

**Data in SVN at:**

SeiSVN/seismic/HEPI/H1/HAM3/Data/Linearity\_Test/

LHO\_HPI\_HAM3\_Linearity\_test\_20130903T135532.mat

**Figures in SVN at:**

/SeiSVN/seismic/HEPI/H1/HAM3/Data/Figures/Linearity\_Test/

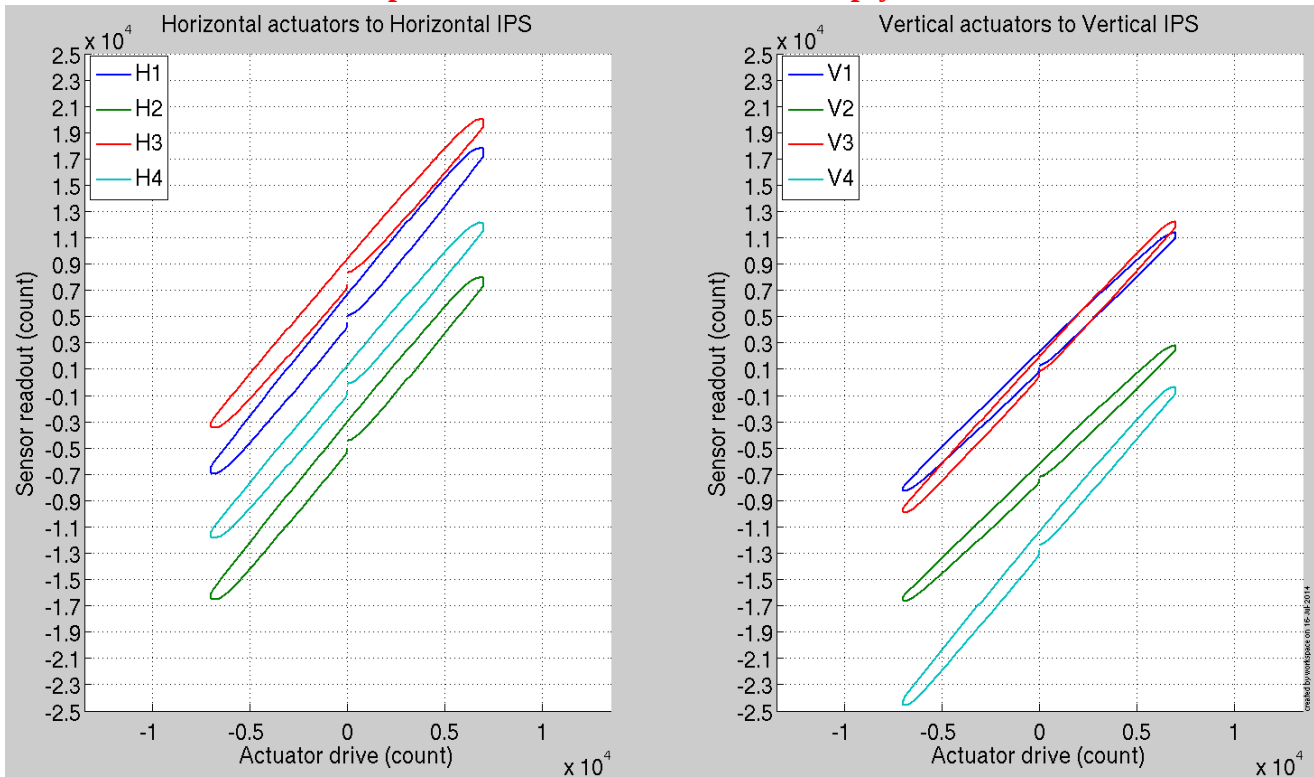
	Slopes	Offsets
H1	1.79	5447.5 6
H2	1.77	- 4190.7 1
H3	1.70	8330.8 2



H4	1.73	167.97
V1	1.41	1587.05
V2	1.40	6913.42
V3	1.59	1171.49
V4	1.75	12297.00

Issues/difficulties encountered during this test:

**The autosave failed and the plots saved under the SVN are empty.**



Data was in svn, uploaded and plotted, plot figure saved in svn--HR

Acceptance criteria:

- 

Test result:

Passed:   ?  

Failed:

## 12. Actuator Plate to Shields gap

Perform this test ONLY if the range of motion test failed.

Three gaps per actuator need to be checked.

**Acceptance criteria:**

- A 0.1” shim must fit into the gap #1
- A 0.05 shim must fit into gap #2 and #3

	Horizontal			Vertical		
	Gap #1	Gap #2	Gap #3	Gap #1	Gap #2	Gap #3
Pier 1						
Pier 2						
Pier 3						
Pier 4						

Test result:

Passed: \_\_\_\_

Failed: \_\_\_\_

## 13. Valve Check

Scripts files for processing and plotting in SVN at:

/SeiSVN/seismic/HEPI/H1/HAM3/Scripts/Valve\_Check/plot\_valve\_check.m

Data in SVN at:

SeiSVN/seismic/HEPI/H1/HAM3/Data/Spectra/Undamped/  
/SeiSVN/seismic/HEPI/H1/HAM3/Scripts/Valve\_Check

Figures in SVN at:

/SeiSVN/seismic/HEPI/H1/HAM3/Scripts/Valve\_Check

Acceptance criteria:

- 

Test result:

Passed: \_\_\_\_

Failed: \_\_\_\_

14. Local-to-local measurements

Band (Hz)	Resolution	Amplitude	Nreps	Time (s)	Time (min)	Time (h)
500-1000		4000 - 4000*	250	4176*	4176	1*
100 - 500	0.5	4000 - 4000*	250	4176*	69.6	1.2*
10 - 100	0.25	4000 - 4000*	200	6592*	109.9	1.8*
0.7 - 10	0.05	4000 - 4000*	75	12320*	205.3	3.4*
0.1 - 0.7	0.025	4000 - 4000*	30	10080*	168.0	2.8*
0.01 - 0.1	0.01	4000 - 4000*	10	8960*	149.3	2.5*
0.002 - 0.01	0.002	4000 - 4000*	2	12160*	202.7	3.4*
						<b>16.1*</b>

\*: Values Need to be updated

**Data files in SVN at:**

/SeiSVN/seismic/HEPI/H1/HAM3/Data/Transfer\_Functions/Measurements/Undamped/

- LHO\_HPI\_HAM3\_Data\_L2L\_500Hz\_1000Hz\_20130903-172713.mat
- LHO\_HPI\_HAM3\_Data\_L2L\_100Hz\_500Hz\_20130903-194343.mat
- LHO\_HPI\_HAM3\_Data\_L2L\_10Hz\_100Hz\_20130903-205304.mat
- LHO\_HPI\_HAM3\_Data\_L2L\_700mHz\_10Hz\_20130904-163817.mat
- LHO\_HPI\_HAM3\_Data\_L2L\_100mHz\_700mHz\_20130904-200540.mat
- LHO\_HPI\_HAM3\_Data\_L2L\_10mHz\_100mHz\_20130904-225820.mat
- LHO\_HPI\_HAM3\_Data\_L2L\_2mHz\_10mHz\_20130905-014021.mat

**Data is called by Case #2 of:**

/ligo/svncommon/SeiSVN/seismic/HEPI/H1/HAM3/Data/Figures/Transfer\_Functions/Measurements/Measurements\_List\_H1\_HPI\_HAM3.m

**Data collection script files:**

/SeiSVN/seismic/HEPI/Common//Transfer\_Function\_Scripts/

- Run\_TF\_L2L\_10mHz\_100mHz.m
- Run\_TF\_L2L\_100mHz\_500mHz.m
- Run\_TF\_L2L\_500mHz\_5Hz.m
- Run\_TF\_L2L\_5Hz\_100Hz.m
- Run\_TF\_L2L\_100Hz\_1000Hz.m

**Scripts files for processing and plotting in SVN at:**

/SeiSVN/seismic/HEPI/H1/HAM3/Scripts/Control\_Scripts/release/

- Step\_1\_TF\_Loc\_to\_Loc\_H1\_HEPI\_HAM3.m

**Figures in SVN at:**

/SeiSVN/seismic/HEPI/H1/HAM3/Data/ Figures/Transfer\_Functions/Measurements/Undamped/

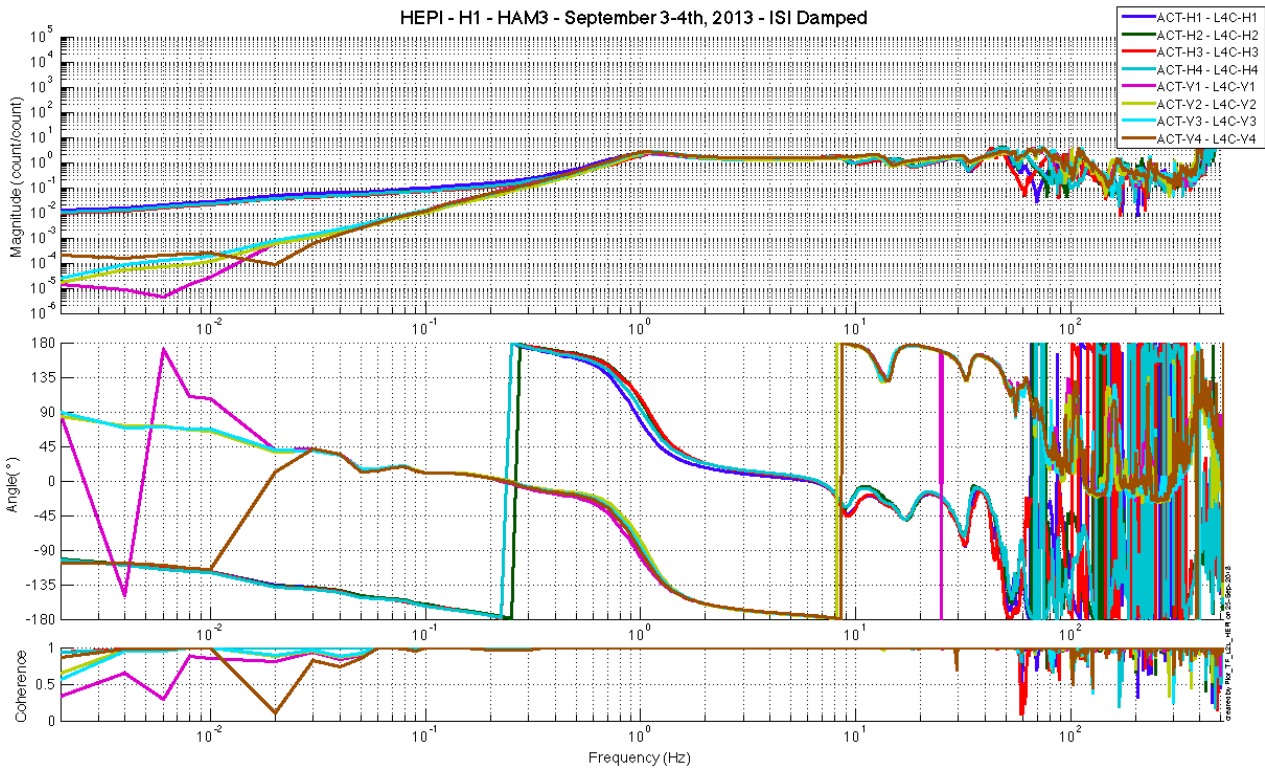
- H1\_HPI\_HAM3\_TF\_L2L\_Raw\_from\_ACT\_to\_IPS\_2013\_09\_04.fig
- H1\_HPI\_HAM3\_TF\_L2L\_Raw\_from\_ACT\_to\_IPS\_2013\_09\_04.fig

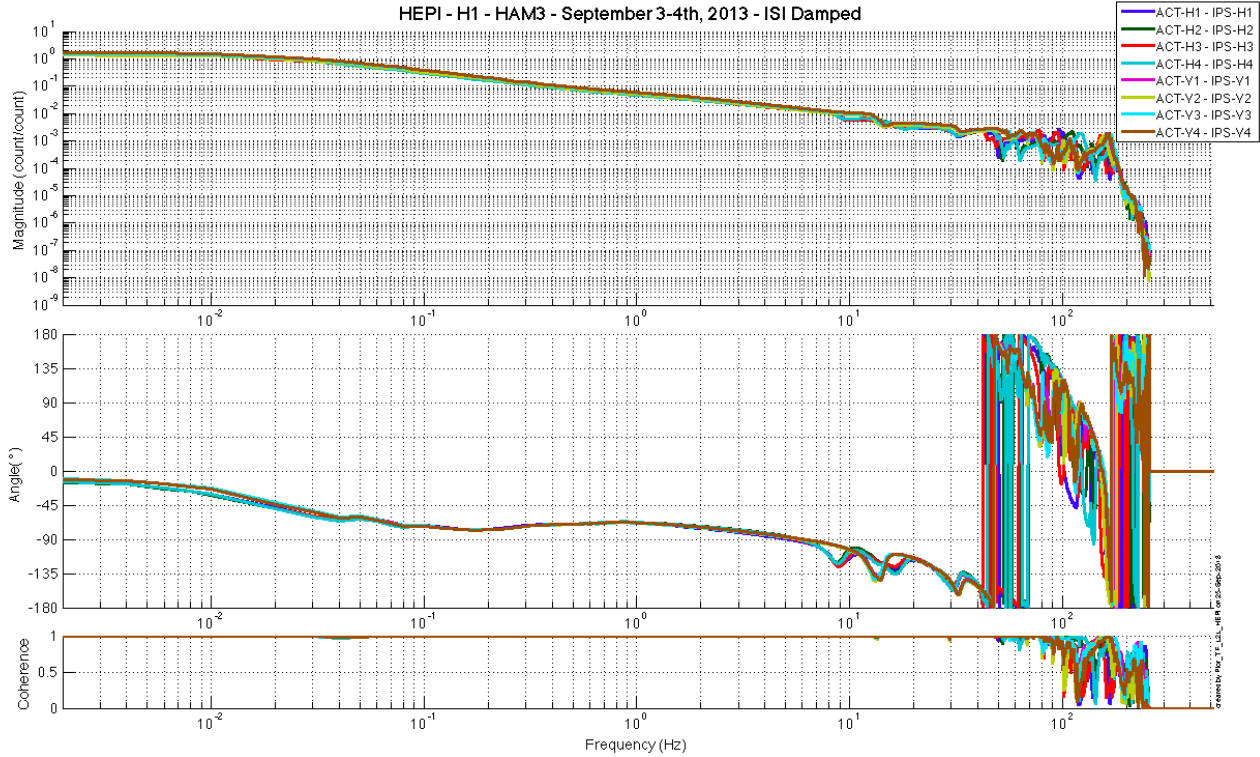
**Storage of measured transfer functions in the SVN at:**

/SeiSVN/seismic/HEPI/H1/HAM3/Data/Transfer\_functions/ Simulations/Undamped/

- H1\_HPI\_HAM3\_TF\_L2L\_Sym\_2013\_09\_04.mat

The local-to-local transfer functions are presented below.





Issues/difficulties/comments regarding this test:

**Acceptance criteria:**

- On IPS, the phase must be 0° at DC
- On geophones, the phase must be 90° at DC
- Identical shape in each corner

**Test result:**

**Passed:**   X  

**Failed:**     

**15. Alignment offsets:**

Those are the IPS readouts that were recorded with HEPI locked, after alignment work was performed. The opposite of those values is to be installed as offset of the IPS filter banks when the Isolation loops are turned on. This way, HEPI will be operating in its *preferred alignment* state.

	IPS Read- outs HEPI Locked	Offset Value
H1	6517.4	- 6517.4
H2	-4677.9	4677.9
H3	9328.4	- 9328.4
H4	-2148.2	2148.2
V1	2864.2	- 2864.2
V2	-6362.4	6362.4
V3	2112.5	- 2112.5
V4	-9395.8	9395.8

Issues/difficulties encountered during this test:

Offset were retrieved from LHO aLog # 7180

**Acceptance criteria:**

Offsets were recorded.

**Test result:**

**Passed:**  X

**Failed:**