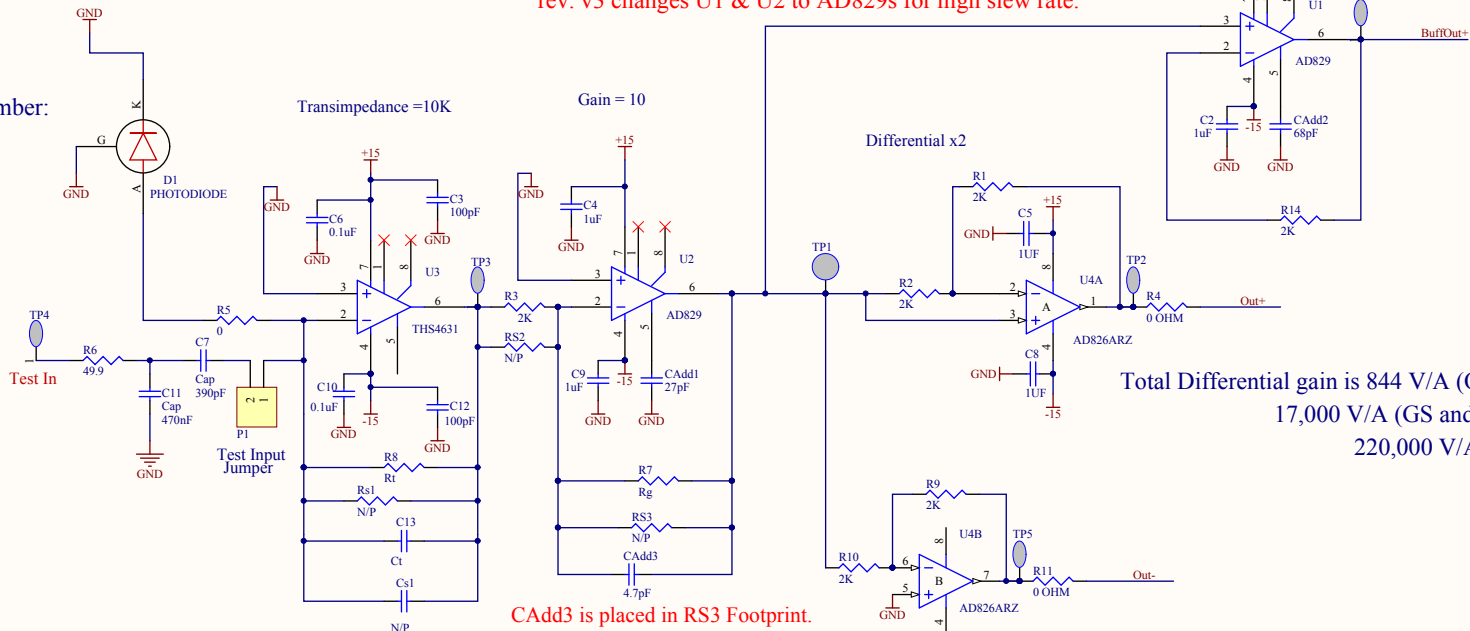


Redundant gain resistors in case pads get lifted  
 Interface box with BNC breakout and local power  
 BNC breakout on Optical Follower Front Panels for all inputs.

rev. v3 changes U1 & U2 to AD829s for high slew rate.

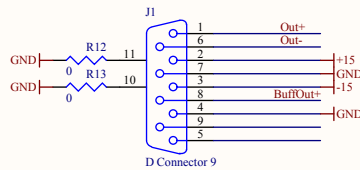
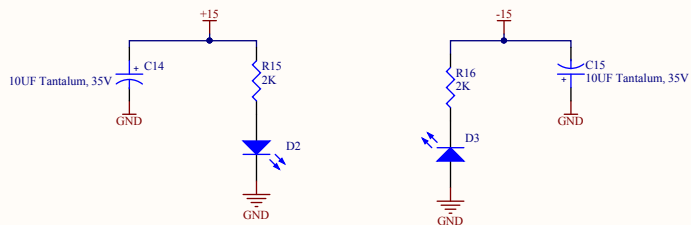
Photodiode Part Number:  
 Pacer# C30665GH

Total buffered gain is  
 half of the Differential gain.



Total Differential gain is 844 V/A (OFS)  
 17,000 V/A (GS and Rx)  
 220,000 V/A (Tx)

CAdd3 is placed in RS3 Footprint.



Photodiode	Transimpedance Resistor, Rt	Transimpedance Cap., Ct	Gain Resistor, Rg
OFS (10)	5.6K	18pF	2K
Rx, GS (15)	8.45K	6.8pF	2K
Tx (10)	11K	5.6pF	20K

Title: **PCal Photodiode Head**

Size: B DCC Number: D1300210

Drawn by: Ben Abbott Date: 9/22/2014 Revision: v2

File: C:\restored\Ben\AOS\PCal Stuff\PCalPD\PCalPDv3 SchDoc

Ligo Project  
 California Institute of Technology  
 Massachusetts Institute of Technology

LIGO

Time: 12:01:11 PM Sheet 1 of 1

