

8

7

6

5

4

3

2

1

NOTES CONTINUED:

5. SCRIBE, ENGRAVE (A VIBRATORY TOOL MAY BE USED), LASER MARK OR MECHANICALLY STAMP (NO INKS OR DYES) DRAWING PART NUMBER, REVISION (AND VARIANT OR "TYPE" IF APPLICABLE) ON NOTED SURFACE OF PART FOLLOWED ON THE NEXT LINE WITH A THREE DIGIT SERIAL NUMBER. SERIAL NUMBERS START AT 001 FOR THE FIRST ARTICLE AND PROCEED CONSECUTIVELY. USE MINIMUM 0.12" HIGH CHARACTERS, UNLESS THE SIZE OF THE PART DICTATES SMALLER CHARACTERS. EXAMPLE: DXXXXXX-VY, TYPE-XX, S/N XXX

- 6. APPROXIMATE WEIGHT = .15 LB.
- 7. MACHINE ALL SURFACES TO REMOVE OXIDES AND MILL FINISH. USE OF ABRASIVE REMOVAL TECHNIQUES IS NOT ALLOWED. REFER TO LIGO-E0900364
- 8. ALL PARTS SHALL BE MANUFACTURED IN ACCORDANCE WITH LIGO SPECIFICATION E0900364.
- 9. ALL MATERIAL IS TO BE VIRGIN MATERIAL (i.e. NO WELD REPAIRS, PLUGS OR RECYCLED MATERIAL). NO REPAIRS SHALL BE MADE UNLESS APPROVED IN ADVANCE, AND IN WRITING, BY LIGO LABORATORY. REFER TO LIGO-E0900364.

REV.	DATE	DCN #	DRAWING TREE #
v1	28-MAY-12	E1200540-v1	E1200541-v1
-	-	-	-
-	-	-	-

D

C

B

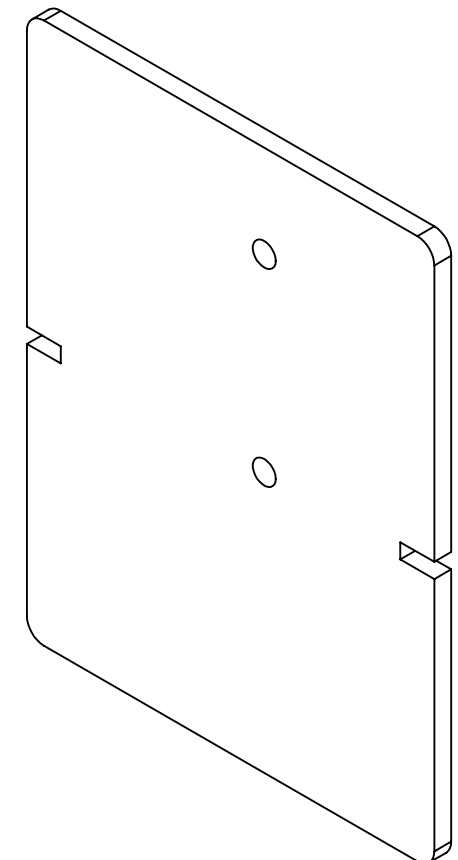
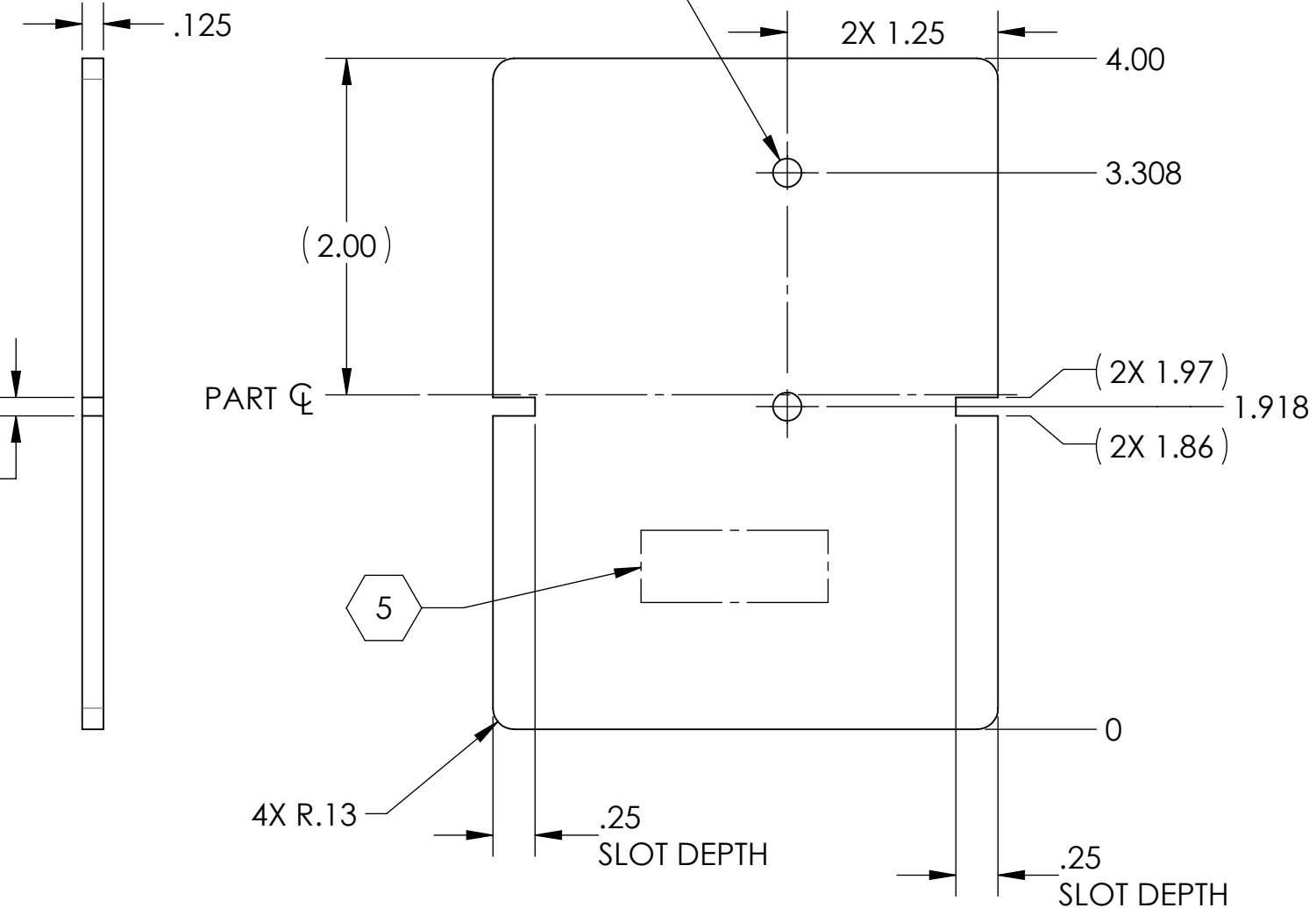
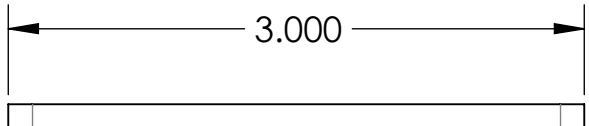
A

D

C

B

A



NOTES AND TOLERANCES: (UNLESS OTHERWISE SPECIFIED)

DIMENSIONS ARE IN INCHES	
TOLERANCES: .XX ± .01 .XXX ± .005 ANGULAR ± °	
MATERIAL	6061 Alloy
FINISH	63 µinch

**LIGO** CALIFORNIA INSTITUTE OF TECHNOLOGY  
MASSACHUSETTS INSTITUTE OF TECHNOLOGY

SYSTEM: **ADVANCED LIGO** SUB-SYSTEM: **AOS**

NEXT ASSY: **D1200782**

PART NAME: <b>SHUTTER</b>			SIZE DWG. NO. <b>B</b>		REV. <b>v1</b>
DESIGNER	M. JACOBSON	24-MAY-12	SCALE: 1:1		
DRAFTER	M. JACOBSON	28-MAY-12	PROJECTION:		
CHECKER	A. COLE	29-MAY-12	SHEET 1 OF 1		
APPROVAL	HEPTONSTALL	29-MAY-12			

D1200783\_SHUTTER, PART PDM REV: X-001, DRAWING PDM REV: X-002

8

7

6

5

4

3

2

1