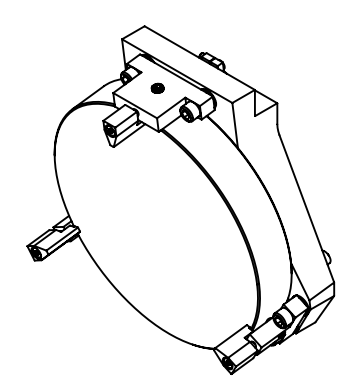
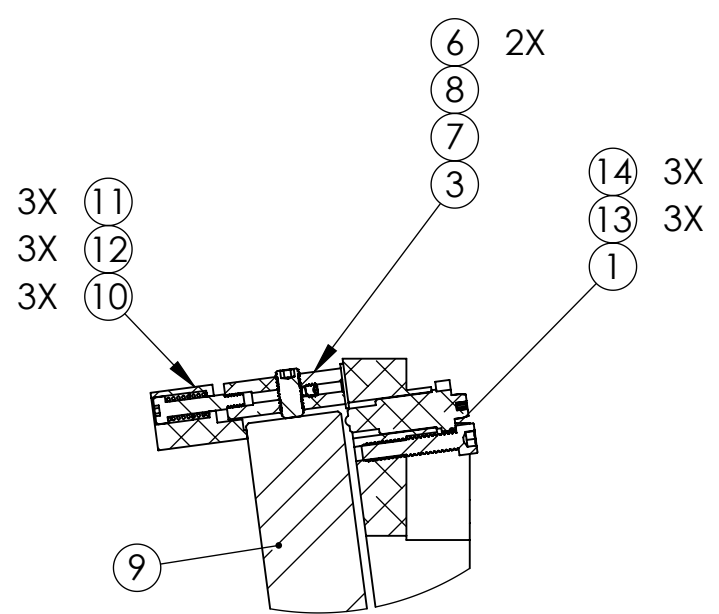


D1200244 aLIGO TMS F1 Mirror Assembly, PART PDM REV: X-021, DRAWING PDM REV: X-002

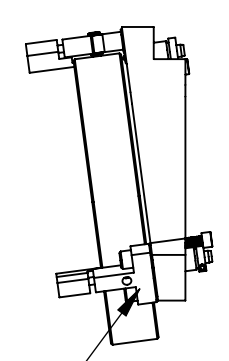
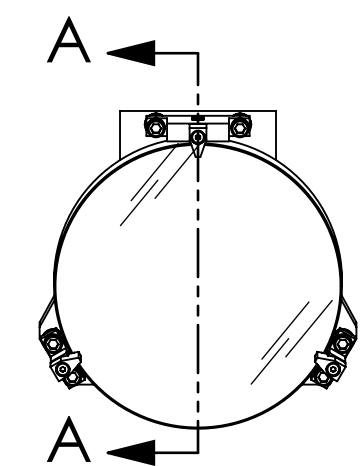
REV.	DATE	DCN #	DRAWING TREE #
v1	29 MAR 2012	E1200317-x0	-
v2	25 JUL 2012	E1200715-x0	-
-	-	-	-



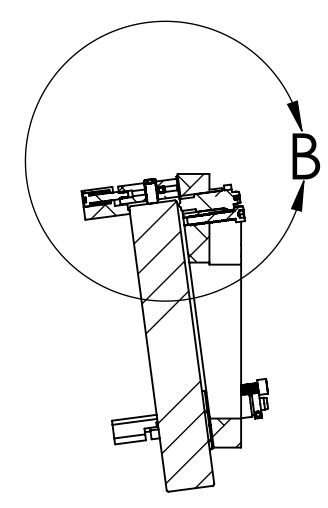
ISO VIEW



DETAIL B
SCALE 1 : 2



2X (4)
6X (2)
6X (6)



SECTION A-A

ITEM NO.	PART NUMBER	DESCRIPTION	REQ
14	MS16995-40 OR EQ.	SCREW, SHC, 10-24 X 1.0 LG.	3
13		SISKIYOU 1" LEFT HAND MIRROR MOUNT	3
12	94035A999 (McM-Carr, special order) or equiv	PRECISION SKT SHLDR SCRWB 5/32 O.D., 5/8 L, #6-32 X 3/16 THD	3
11	9435K420 (McM-Carr) or equiv	COMPRESSION SPRING .240 O.D., .032 W.D., .63 L, 23.32#/IN	3
10	D1001136	aLIGO ETM F1 MIRROR CLAMP	3
9	D1102335	aLIGO TMS TELESCOPE FIRST FOLD MIRROR	1
8	99934A330 (McM-Carr) or equiv	SKT SET SCRWB, 6-32 X 1/8 L, SILVER TIP	1
7	94355A614 (McM-Carr) or equiv	SKT SET SCRWB, FLAT PT, 1/4-28 X 1/2	1
6	-	SCREW, SOCKET HEAD CAP, 1/4-20 UNC-2A X 0.875 LONG	6
5	9529K44 (McM-Carr) or equiv	440C SS BALL 7/32" DIAMETER, GRADE 24	2
4	D1002336	aLIGO ETM F1 MIRROR SIDE CLAMP LOWER	2
3	D1002337	aLIGO ETM F1 MIRROR SIDE CLAMP UPPER	1
2	.250 VENT FL WSHR	.255 ID, .468 OD, .032 TH	6
1	D1200245	aLIGO TMS F1 MIRROR BASE	1
ITEM NO.	PART NUMBER	DESCRIPTION	REQ

NOTES AND TOLERANCES: (UNLESS OTHERWISE SPECIFIED)				CALIFORNIA INSTITUTE OF TECHNOLOGY MASSACHUSETTS INSTITUTE OF TECHNOLOGY		PART NAME		aLIGO TMS F1 MIRROR ASSEMBLY	
MATERIAL		FINISH		NEXT ASSY		DESIGNER		REV.	
N/A		N/A μinch		D1102361		K. MAILAND		v2	
				ADVANCED LIGO		SUB-SYSTEM		AOS	
						DRAFTER		E.SANCHEZ	
						CHECKER		SEE DCC	
						APPROVAL		SEE DCC	
						SIZE		DWG. NO.	
						B		D1200244	
						SCALE		PROJECTION:	
						1:4		SHEET 1 OF 1	