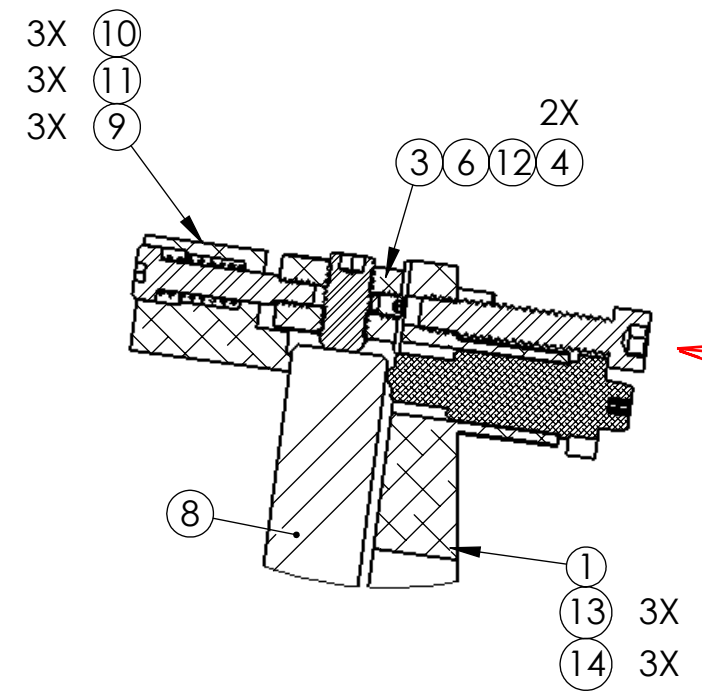


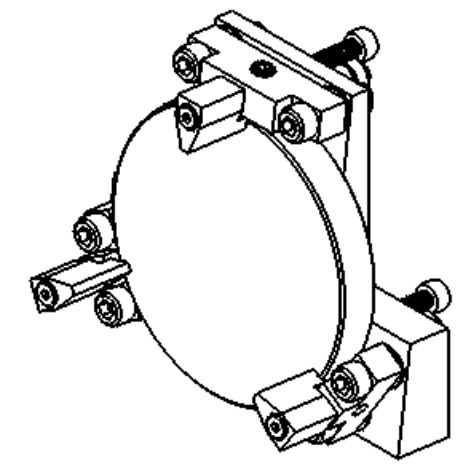
REV.	DATE	DCN #	DRAWING TREE #
v1	29 MAR 2012	E1200317-x0	-
V2	10-9-12	TO FOLLOW	-
-	-	-	-

UPDATE TO CURRENT VERSION



DETAIL B  
SCALE 1 : 1

THIS SCREW IS REPLACED WITH THE ABOVE TRUSS HEAD THIS WILL PROVIDE MORE ENGAGEMENT WITH THE SCREW ASSEMBLY FOR SECURE HOLD DOWN

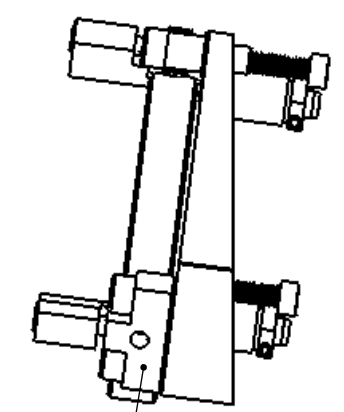
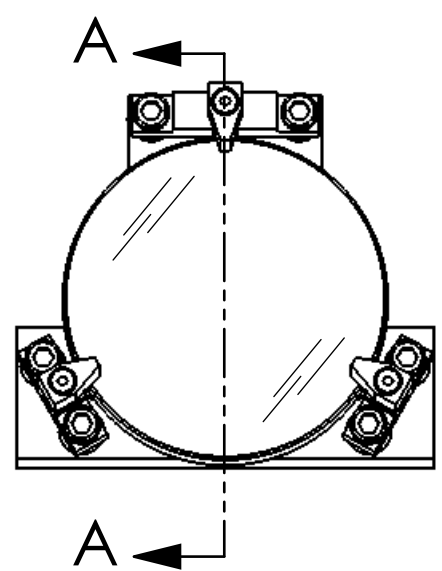


ISO VIEW

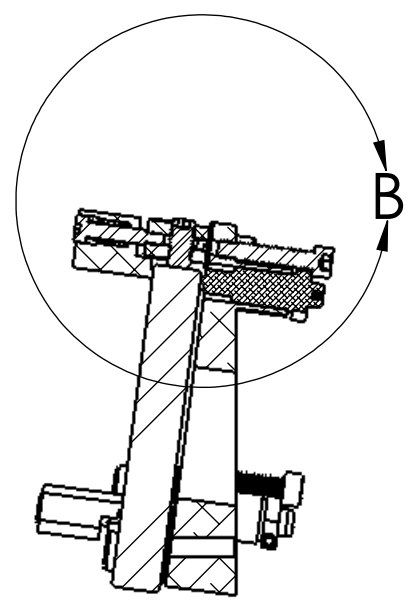
TRUSS HEAD SLOTTED MACHINE SCREW

91785A247 #10-24 X 1"

ITEM NO.	PART NUMBER	DESCRIPTION	REQ
14	91785A247	#10-24 X 1"	3
13	ISC SUPPLIED	SISKIYOU 1" LFT. HD. MIR. MT. ADJ. SCR.ASSEM	3
12	99934A330 (McM-Carr) or equiv	SKT SET SCRW, 6-32 X 1/8 L, SILVER TIP	1
11	94035A999 (McM-Carr, special order) or equiv	PRECISION SKT SHLDR SCRW 5/32 O.D., 5/8 L, #6-32 X 3/16 THD	3
10	70466S (Century Spring) or equiv	COMPRESSION SPRING .210 O.D., .018 W.D., .63 L, 3.4#/IN	3
9	D1002465	ALIGO AOS TRANSMON F2 MIRROR CLAMP	3
8	D1102334	ALIGO TMS TELESCOPE SECOND FOLD MIRROR	1
7	9529K44 (McM-Carr) or equiv	440C SS BALL 7/32" DIAMETER, GRADE 24	2
6	94355A614 (McM-Carr) or equiv	SKT SET SCRW, FLAT PT, 1/4-28 X 1/2	1
5	D1002458	ALIGO AOS TRANSMON F2 MIRROR SIDE CLAMP LOWER	2
4	C-2014-N	SCREW, SOCKET HEAD CAP, 1/4-20 UNC-2A X 0.875 LONG	6
3	D1002459	ALIGO AOS TRANSMON F2 MIRROR SIDE CLAMP UPPER	1
2	WFV - 25 UC COMP.	.255 ID, .468 OD, .032 TH VENT FL WSHR	6
1	D1200249	ALIGO TMS F2 MIRROR BASE	1
PARTS LIST			REQ



2X (5)  
2X (7)  
6X (2)



SECTION A-A

NOTES AND TOLERANCES: (UNLESS OTHERWISE SPECIFIED)

MATERIAL		FINISH		NEXT ASSY		PART NAME		REV.	
N/A		N/A μinch		D1102361		ALIGO TMS F2 MIRROR ASSEMBLY		v5	
LIGO CALIFORNIA INSTITUTE OF TECHNOLOGY MASSACHUSETTS INSTITUTE OF TECHNOLOGY				SYSTEM ADVANCED LIGO SUB-SYSTEM AOS		DESIGNER C. CONLEY 17 SEP 2010 DRAFTER E.SANCHEZ 29 MAR 2012 CHECKER SEE DCC APPROVAL SEE DCC		SIZE DWG. NO. B D1200243 SCALE: 1:2 PROJECTION:	
SHEET 1 OF 1									

D1200243 ALIGO TMS F2 Mirror Assembly, PART PDM REV: X-016, DRAWING PDM REV: X-001