Instrument Corner 1

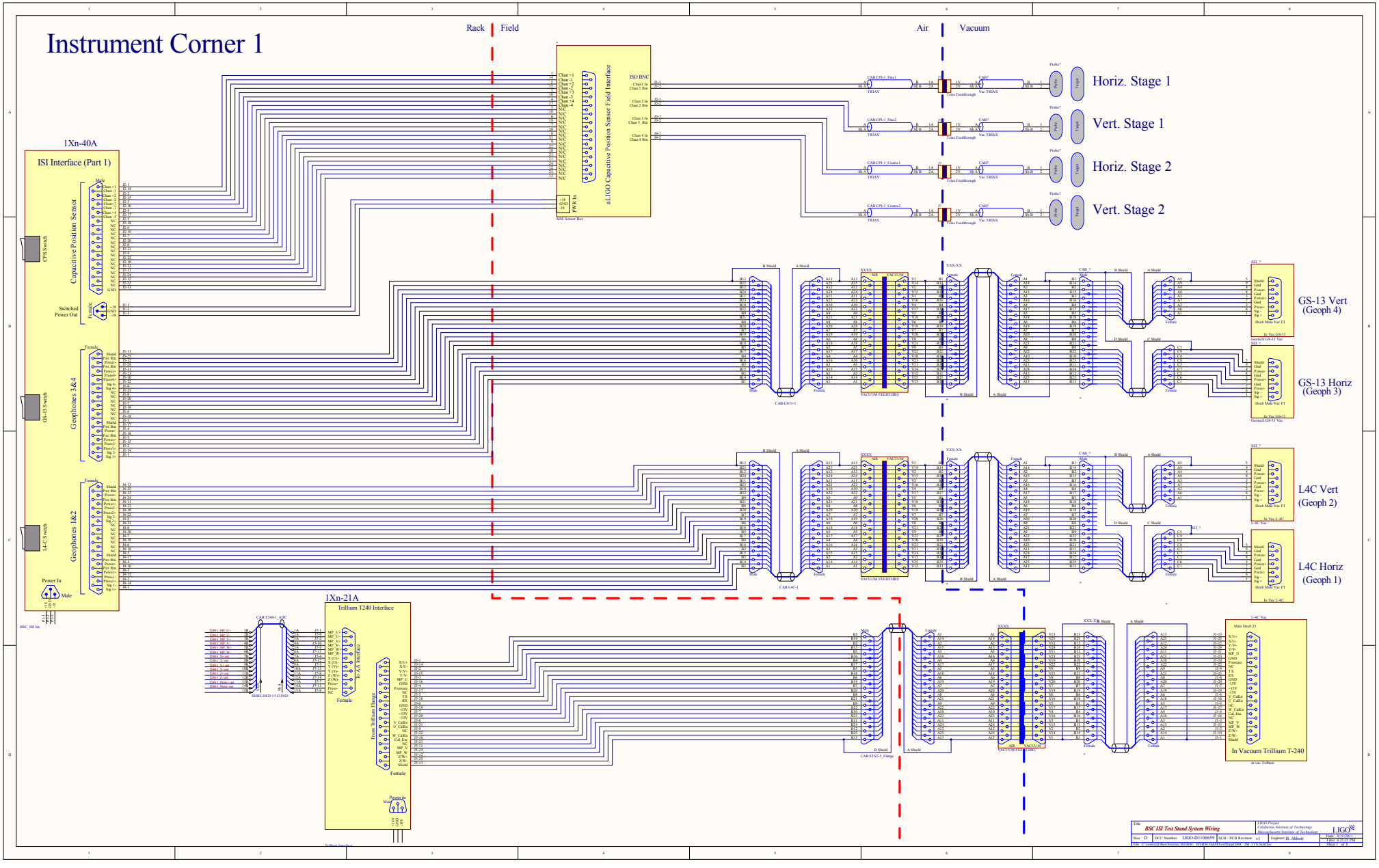

Instrument Corner 2

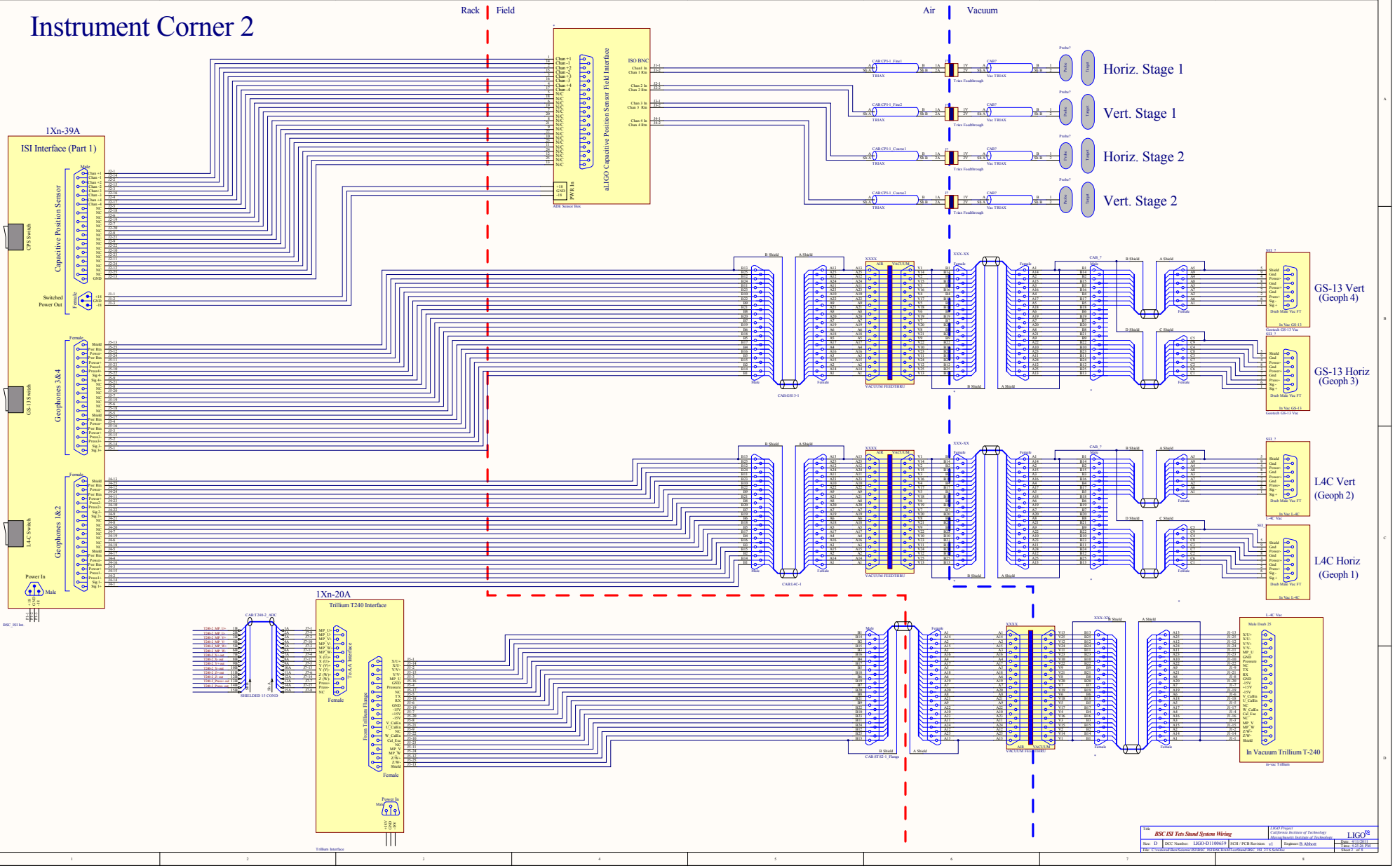

Instrument Corner 3

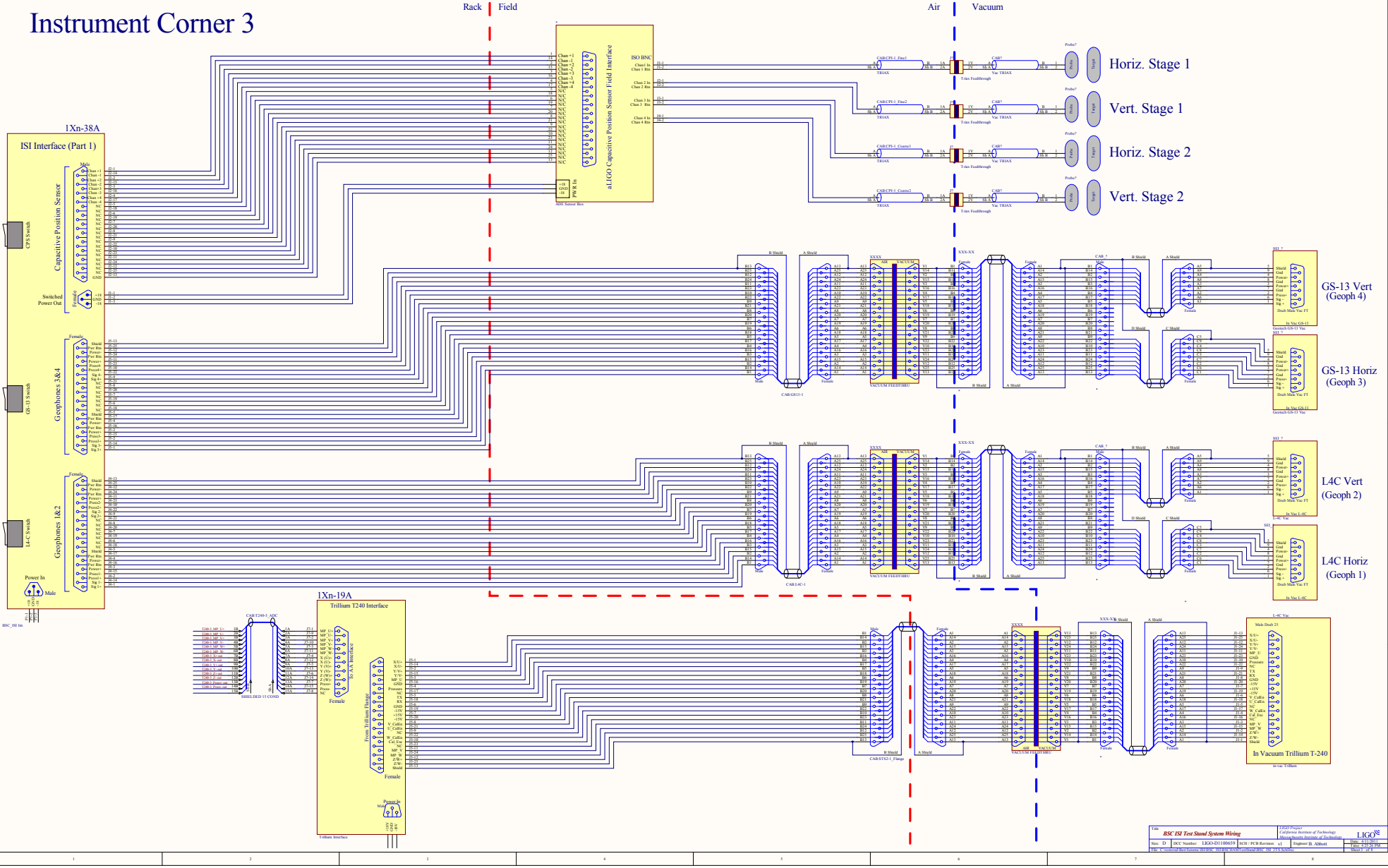

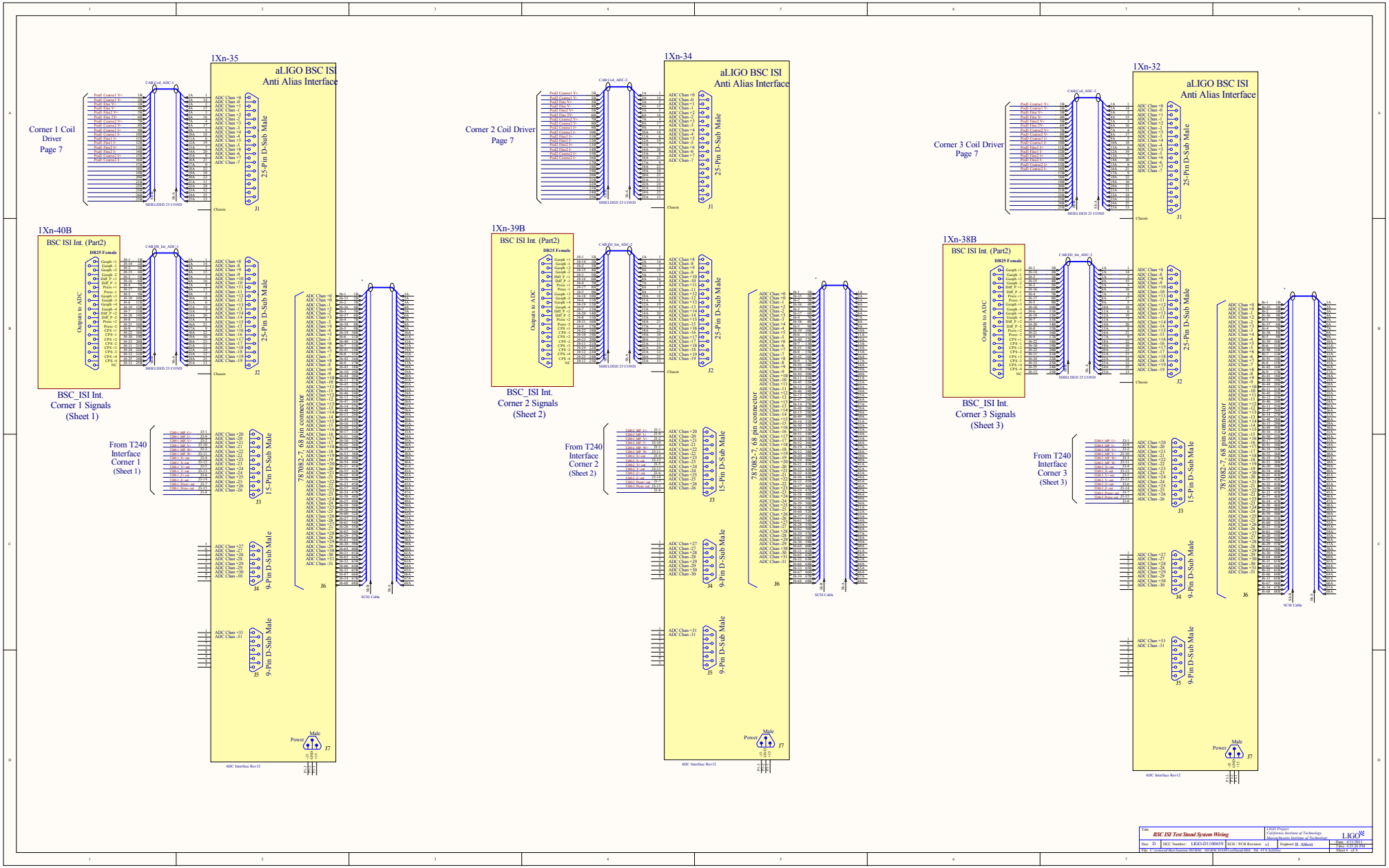
1Xn-35
aLIGO BSC ISI
Anti Alias Interface
Corner 1 Coil
Driver
Page 7
1Xn-40B
BSC ISI Int. (Part2)
BSC_ISI Int.
Corner 1 Signals
(Sheet 1)
From T240
Interface
Corner 1
(Sheet 1)
1Xn-34
aLIGO BSC ISI
Anti Alias Interface
Corner 2 Coil Driver
Page 7
1Xn-39B
BSC ISI Int. (Part2)
BSC_ISI Int.
Corner 2 Signals
(Sheet 2)
From T240
Interface
Corner 2
(Sheet 2)
1Xn-32
aLIGO BSC ISI
Anti Alias Interface
Corner 3 Coil Driver
Page 7
1Xn-38B
BSC ISI Int. (Part2)
BSC_ISI Int.
Corner 3 Signals
(Sheet 3)
From T240
Interface
Corner 3
(Sheet 3)
25-Pin D-Sub Male
15-Pin D-Sub Male
9-Pin D-Sub Male
787082-7, 68 pin connector
SCSI Cable
ADC Interface Rev12
Power
Male
J1
J2
J3
J4
J5
J6
J7
Title
BSC ISI Test Stand System Wiring
LIGO Project
California Institute of Technology
Massachusetts Institute of Technology
LIGO
Size: D
DCC Number: LIGO-D1100659
SCH / PCB Revision: v1
Engineer: B. Abbott
Date: 4/11/2011
Time: 9:25:20 PM
Sheet 4 of 8

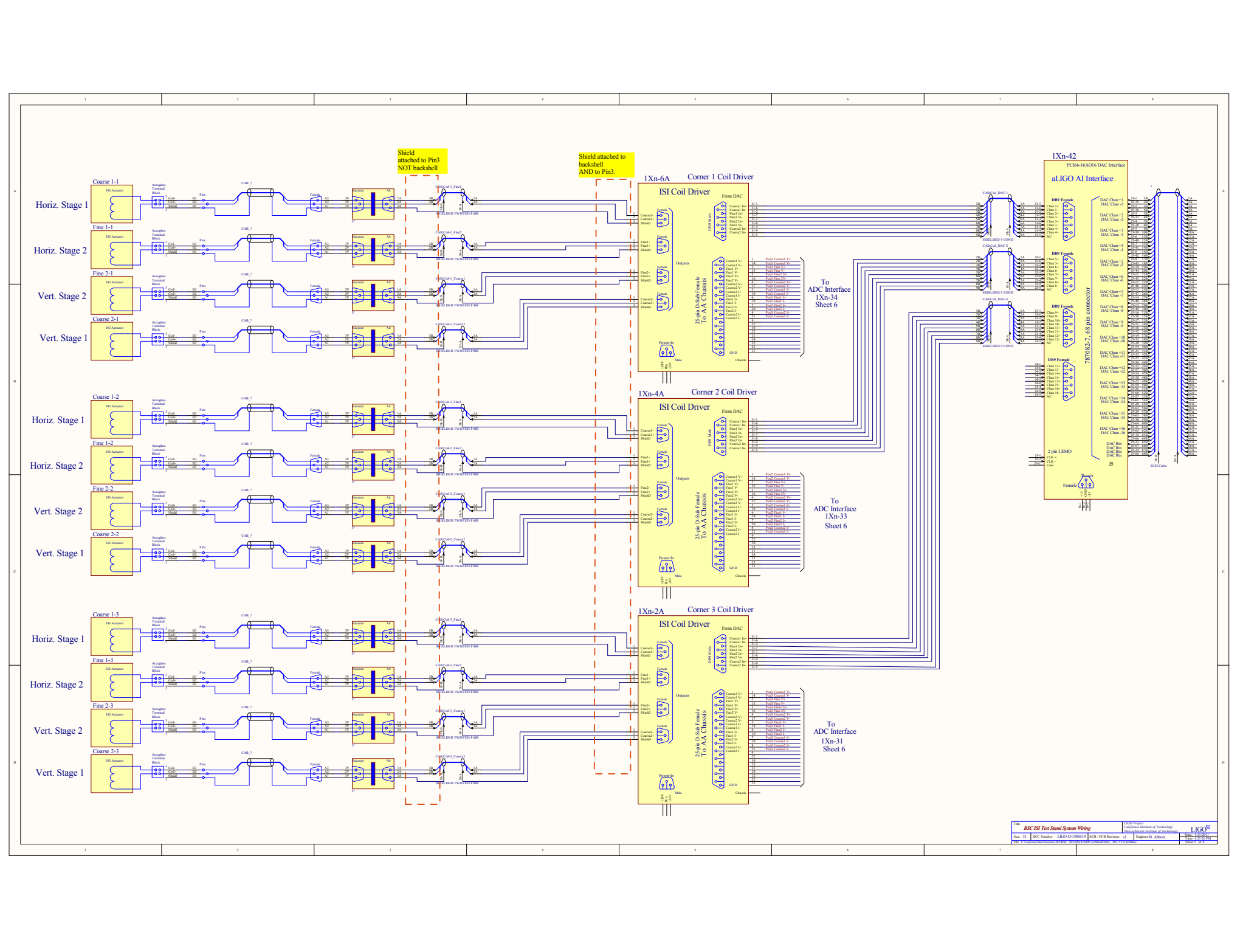
Shield attached to Pin3 NOT backshell
Shield attached to backshell AND to Pin3.
Coarse 1-1
Horiz. Stage 1
Fine 1-1
Horiz. Stage 2
Fine 2-1
Vert. Stage 2
Coarse 2-1
Vert. Stage 1
Coarse 1-2
Horiz. Stage 1
Fine 1-2
Horiz. Stage 2
Fine 2-2
Vert. Stage 2
Coarse 2-2
Vert. Stage 1
Coarse 1-3
Horiz. Stage 1
Fine 1-3
Horiz. Stage 2
Fine 2-3
Vert. Stage 2
Coarse 2-3
Vert. Stage 1
1Xn-6A
Corner 1 Coil Driver
ISI Coil Driver
From DAC
25-pin D-Sub Female To AA Chassis
To ADC Interface 1Xn-34 Sheet 6
1Xn-4A
Corner 2 Coil Driver
ISI Coil Driver
From DAC
25-pin D-Sub Female To AA Chassis
To ADC Interface 1Xn-33 Sheet 6
1Xn-2A
Corner 3 Coil Driver
ISI Coil Driver
From DAC
25-pin D-Sub Female To AA Chassis
To ADC Interface 1Xn-31 Sheet 6
1Xn-42
PC166-16AO16 DAC Interface
aLIGO AI Interface
787082-7, 68 pin connector
2 pin LEMO
J5
SCSI Cable
Title: BSC ISI Test Stand System Wiring
LIGO Project
California Institute of Technology
Massachusetts Institute of Technology
LIGO
Size: D
DCC Number: LIGO-D1100659
SCH / PCB Revision: v1
Engineer: B. Abbott
Date: 4/21/2011
Time: 9:25:46 AM
Sheet 1 of 6

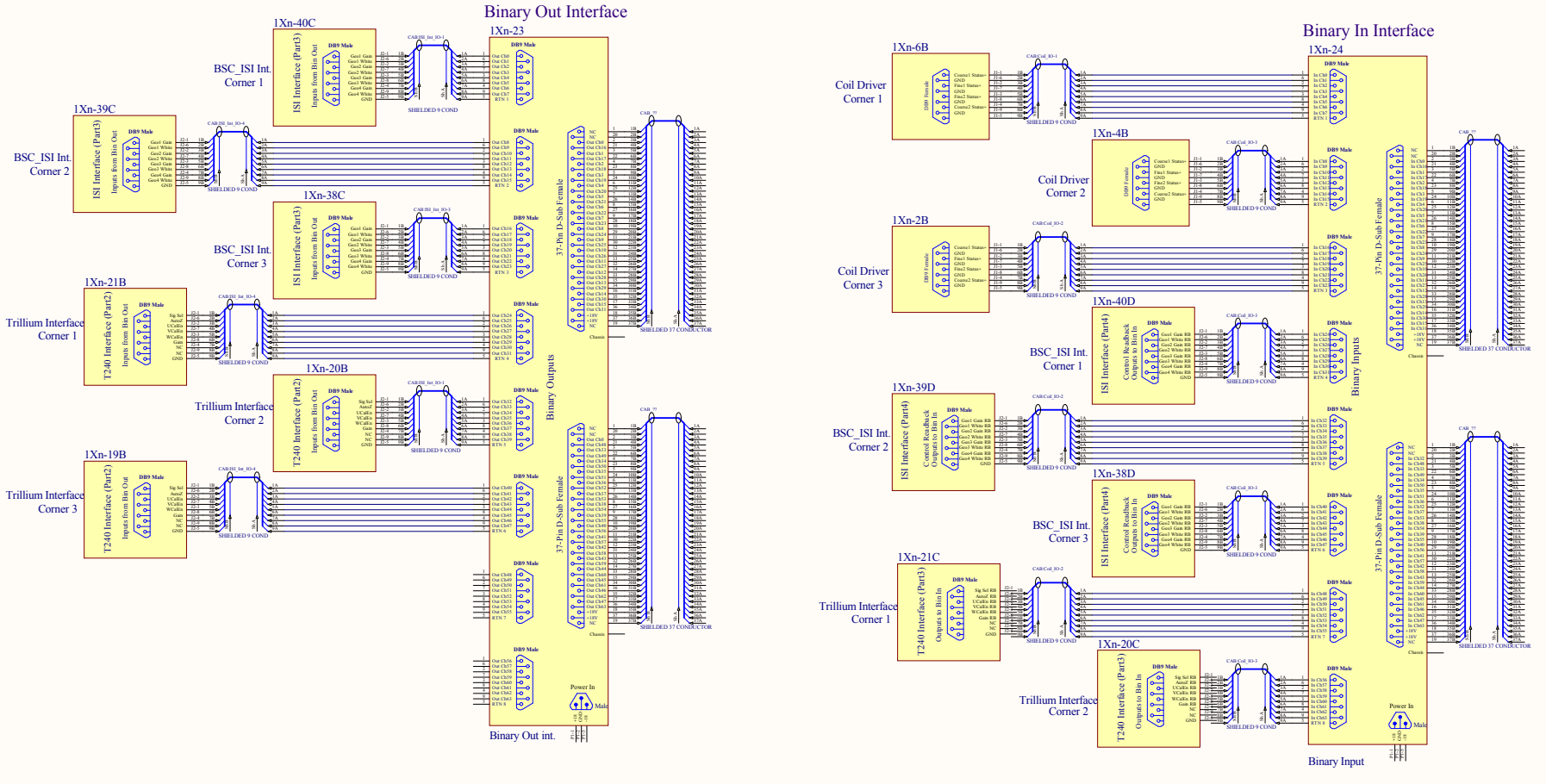

Title: *BSC ISI Test Stand System Wiring*			
Size: D	DCC Number: LIGO-D1100659	*Logo Project* *California Institute of Technology* *Massachusetts Institute of Technology*	Current open file C:\Bestintsoftan\Signalogo_1.jpg
Drawn by: Ben Abbott	Date: 4/11/2011	Revision: v1	
File: C:\Users\Ben\Desktop\DEDOC_DEDOC\MAMS\Project\BSC_ISI_ATS		Time: 4:25:27 PM	Sheet: of 8

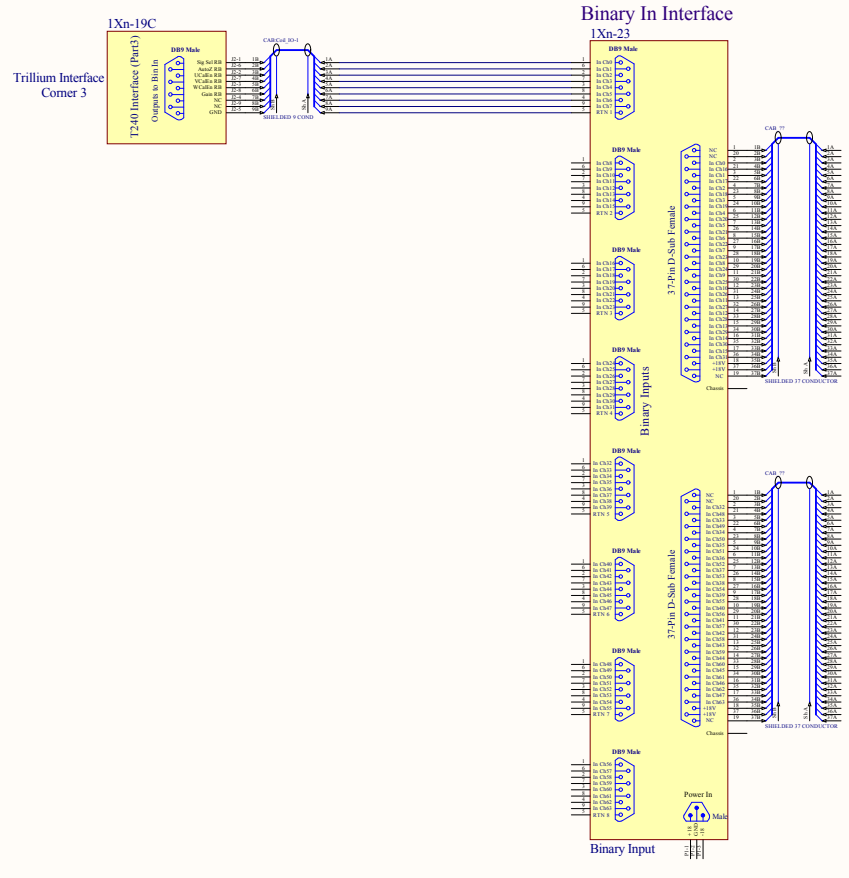

Title: *BSC ISI Test Stand System Wiring*			
Size: D	DCC Number: D1100659	*Ligo Project* *California Institute of Technology* *Massachusetts Institute of Technology*	LIGO
Drawn by: Ben Abbott	Date: 4/11/2011	Revision: v1	
File: C:\Users\Ben\Desktop\DEBUG_DEBUG\MAIN\Wiring\BSC_ISI_v1.sch		Time: 4:25:27 PM	Sheet1 of 8

L1-SEI-C4, C5, C6, and Ends
BSC 1,2,3,4&5



Title: ***BSC ISI Test Stand System Wiring***			
Size: B	DCC Number: LIGO-D1100659	*Ligo Project* *California Institute of Technology* *Massachusetts Institute of Technology*	Cannot open file C:\Ben\miscellany\ligologo_t.jpg
Drawn by: Ben Abbott	Date: 4/11/2011	Revision: v1	
File: C:\restored\Ben\Seismic\ISI\BSC_ISI\BSCHAMTestStand\BSC_ISI_8TS.vsd	Time: 4:25:27 PM	Sheet 8 of 8	