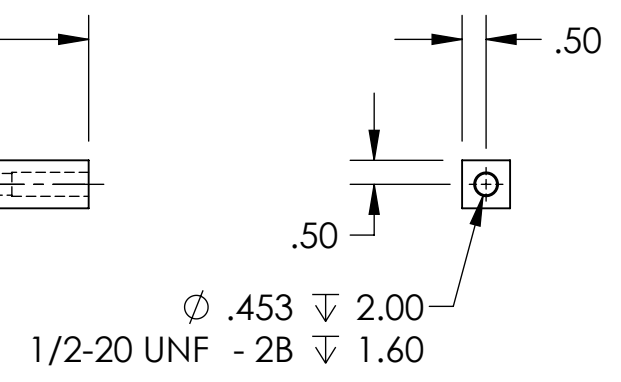
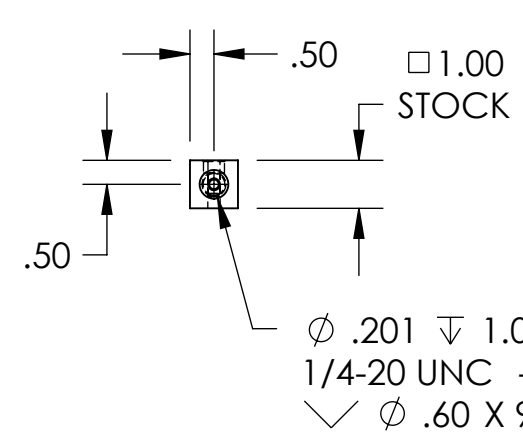
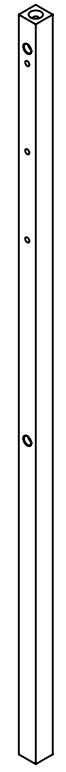
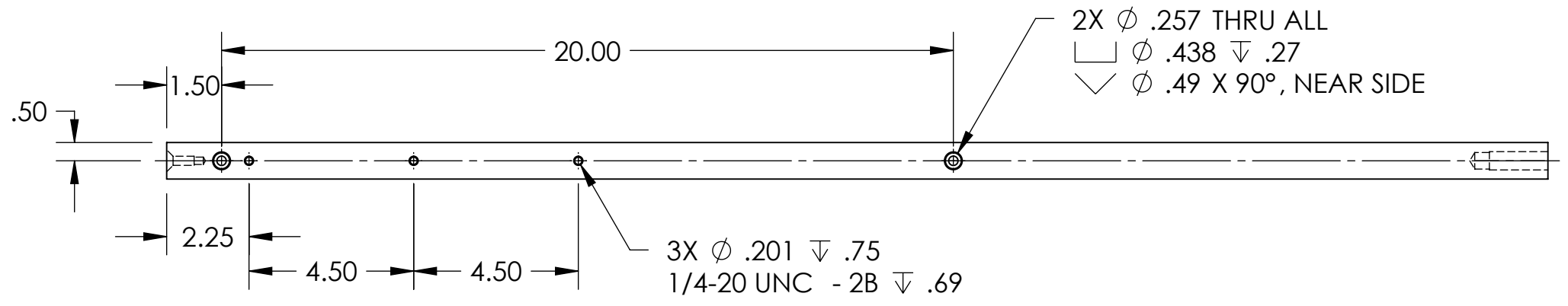


D1100532\_d1lgo tms optical table support bridge legs, part pdm rev: x-026, drawing pdm rev: x-026

- NOTES CONTINUED:**
- 5. SCRIBE, ENGRAVE, OR MECHANICALLY STAMP (NO INKS OR DYES) DRAWING PART NUMBER, REVISION (AND VARIANT OR "TYPE" IF APPLICABLE) ON NOTED SURFACE OF PART FOLLOWED ON THE NEXT LINE WITH A THREE DIGIT SERIAL NUMBER. SERIAL NUMBERS START AT 001 FOR THE FIRST ARTICLE AND PROCEED CONSECUTIVELY. USE MINIMUM 0.12" HIGH CHARACTERS, UNLESS THE SIZE OF THE PART DICTATES SMALLER CHARACTERS. A VIBRATORY TOOL MAY BE USED.  
EXAMPLE: DXXXXXX-VY, TYPE-XX, S/N XXX
  - 6. APPROXIMATE WEIGHT = 3.61 LB [1.64 KG].
  - 7. MACHINE ALL SURFACES TO REMOVE OXIDES AND MILL FINISH. USE OF ABRASIVE REMOVAL TECHNIQUES IS NOT ALLOWED.
  - 8. ALL PARTS SHALL BE MANUFACTURED IN ACCORDANCE WITH LIGO SPECIFICATION E0900364.
  - 9. NO REPAIRS SHALL BE MADE UNLESS APPROVED IN ADVANCE, AND IN WRITING, BY LIGO LABORATORY. IN GENERAL WELD REPAIRS AND PRESS FIT INSERT REPAIRS ARE NEVER ACCEPTABLE. THE MATERIAL SHOULD BE MADE WITH VIRGIN MATERIAL. SPECIAL CIRCUMSTANCES CAN BE REVIEWED IF / WHEN BROUGHT TO THE ATTENTION OF LIGO CONTRACTING OFFICER'S REPRESENTATIVE (COIR) THROUGH A MATERIAL REVIEW BOARD (MRB) PROCESS, REFER TO LIGO-E0900364.

REV.	DATE	DCN #	DRAWING TREE #
v1	4/13/2011	E1100355-v1	-
-	-	-	-
-	-	-	-



NOTES AND TOLERANCES: (UNLESS OTHERWISE SPECIFIED)				LIGO CALIFORNIA INSTITUTE OF TECHNOLOGY MASSACHUSETTS INSTITUTE OF TECHNOLOGY		PART NAME	
DIMENSIONS ARE IN INCHES TOLERANCES: .XX ± .01 .XXX ± .005 ANGULAR ± 1.0°				1. INTERPRET DRAWING PER ASME Y14.5-1994. 2. REMOVE ALL SHARP EDGES, R.02 MIN. 3. DO NOT SCALE FROM DRAWING. 4. ALL MACHINING FLUIDS MUST BE FULLY SYNTHETIC, FULLY WATER SOLUBLE AND FREE OF SULFUR, SILICONE, AND CHLORINE.		<b>ADVANCED LIGO</b> SUB-SYSTEM <b>AOS</b>	
MATERIAL 6061-T6 Al FINISH 63 µinch Ra				NEXT ASSY D1100531		DESIGNER J. TERRAZAS MAR 24 2011 DRAFTER M. MILLER 4/19/2011 CHECKER APPROVAL	
				SYSTEM <b>ADVANCED LIGO</b> SUB-SYSTEM <b>AOS</b>		PART NAME <b>aLIGO TMS OPTICAL TABLE SUPPORT BRIDGE LEGS</b>	
				SIZE <b>B</b> DWG. NO. <b>D1100532</b>		REV. <b>v1</b>	
				SCALE: 1:4 PROJECTION:		SHEET 1 OF 1	