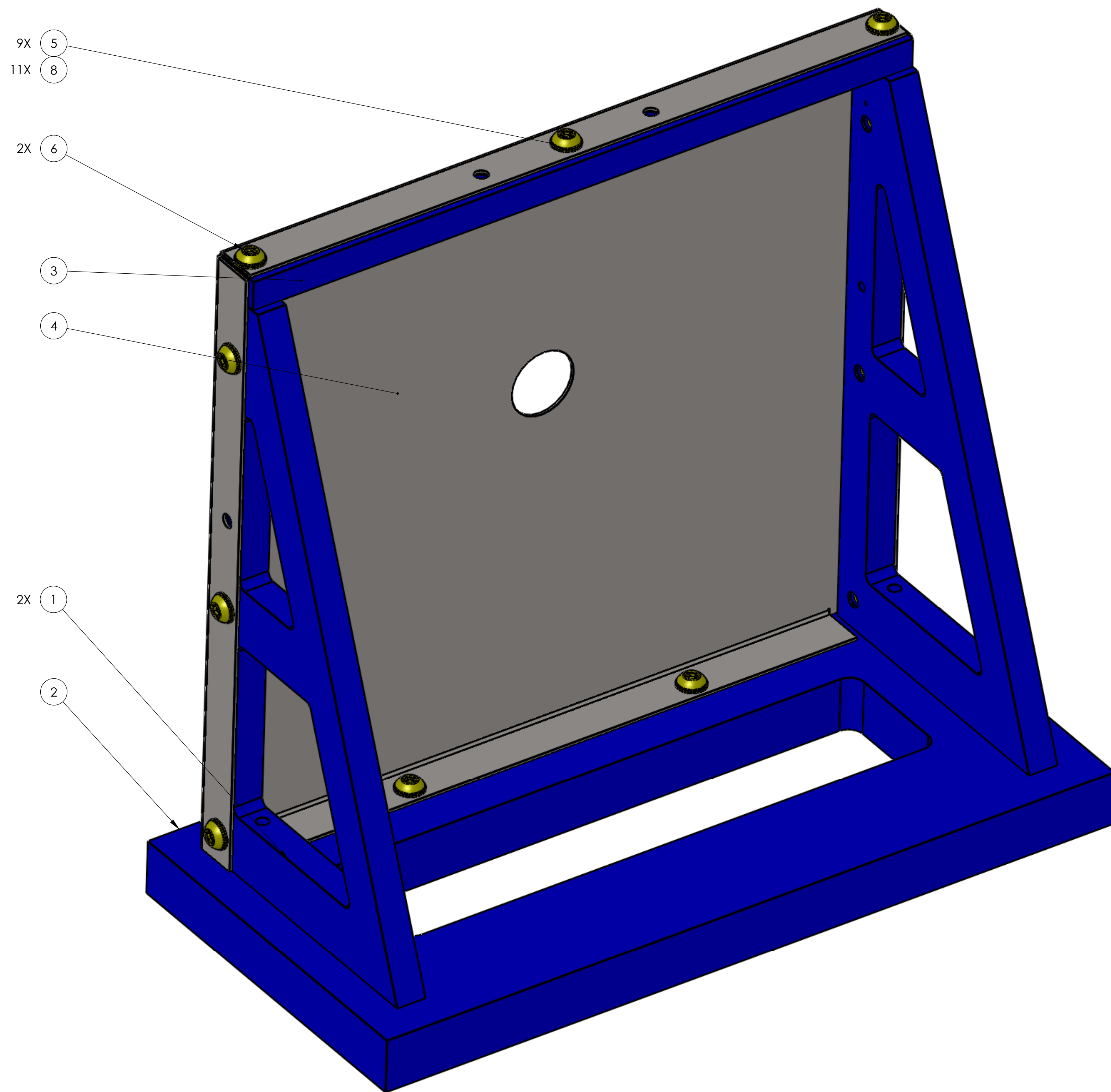


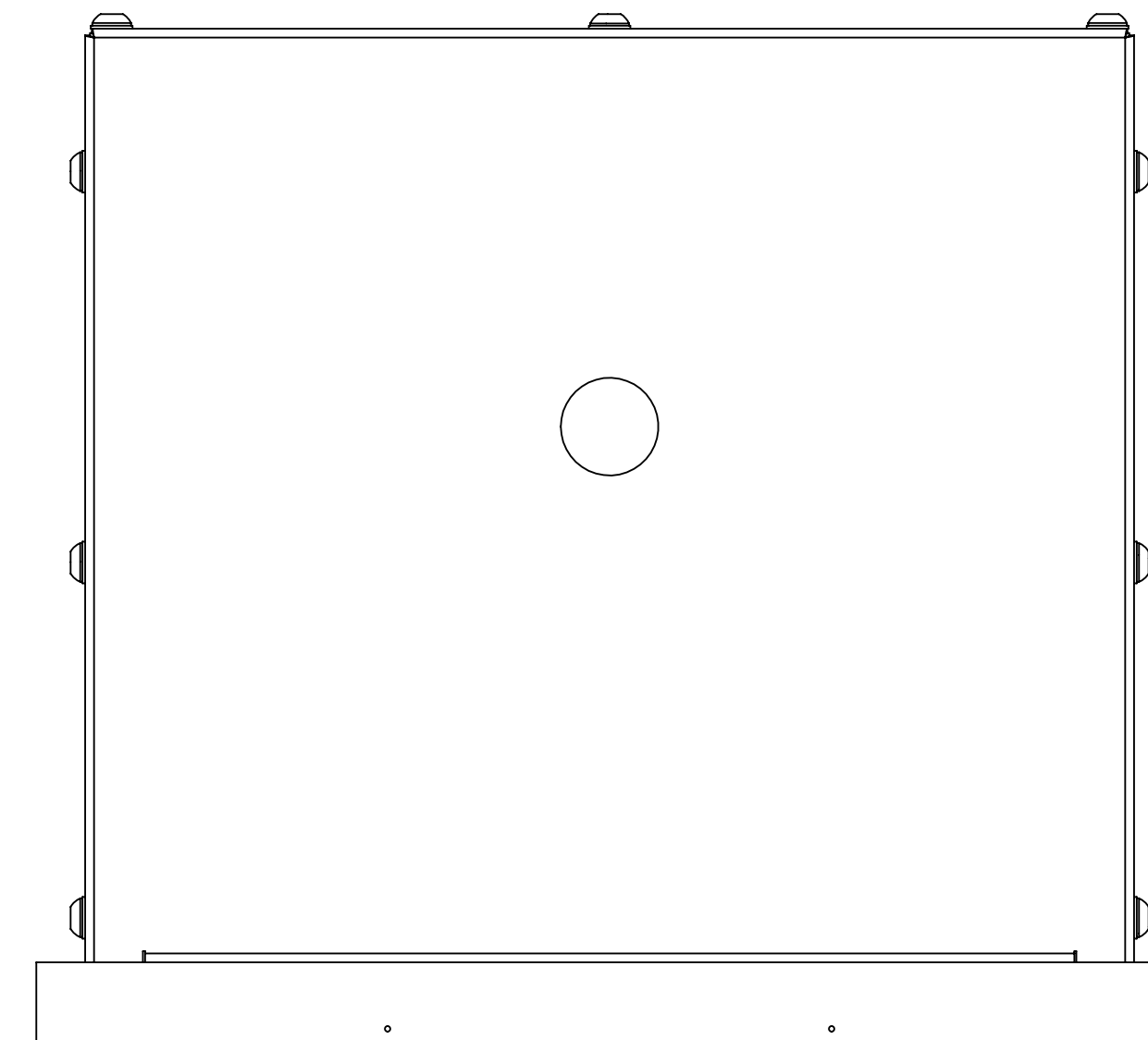
NOTES CONTINUED:

1. APPROXIMATE WEIGHT = 9.43LBS.

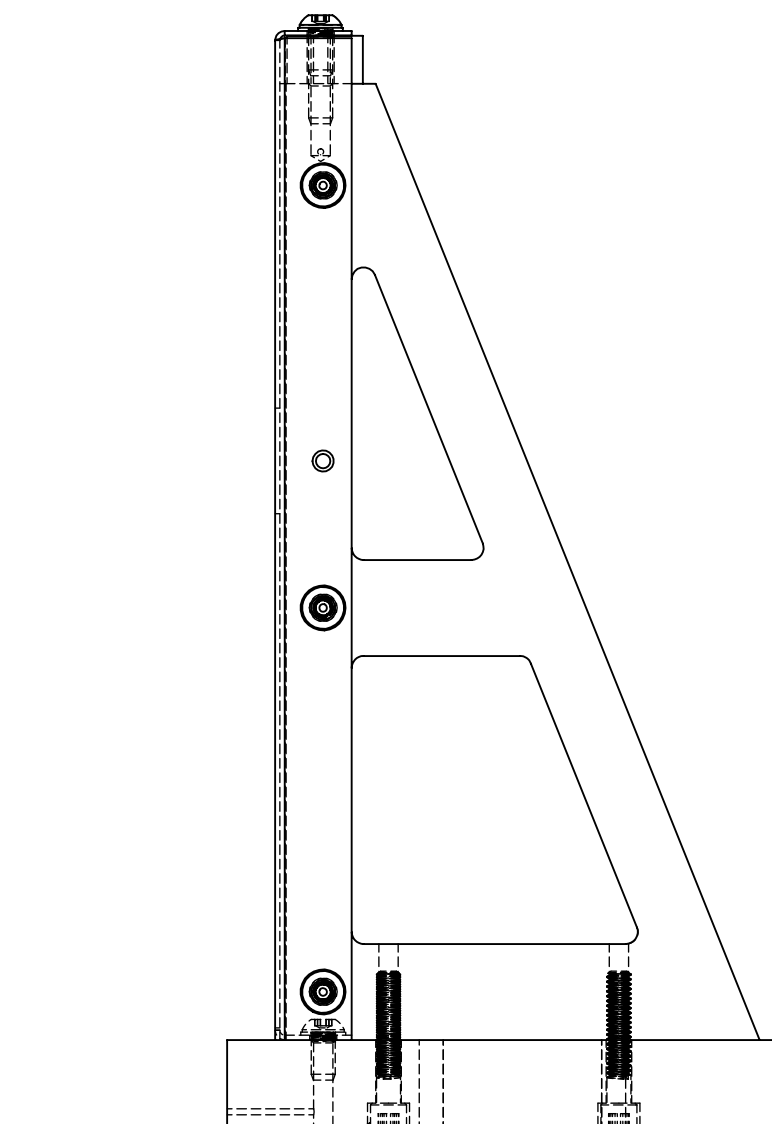
REV.	DATE	DCN #	DRAWING TREE #
v1	4 APR 2011	E1100312-v1	



**D1100426-01
SRM HR_H2 BAFFLE
AS SHOWN**



FRONT VIEW



SIDE VIEW



BOTTOM VIEW

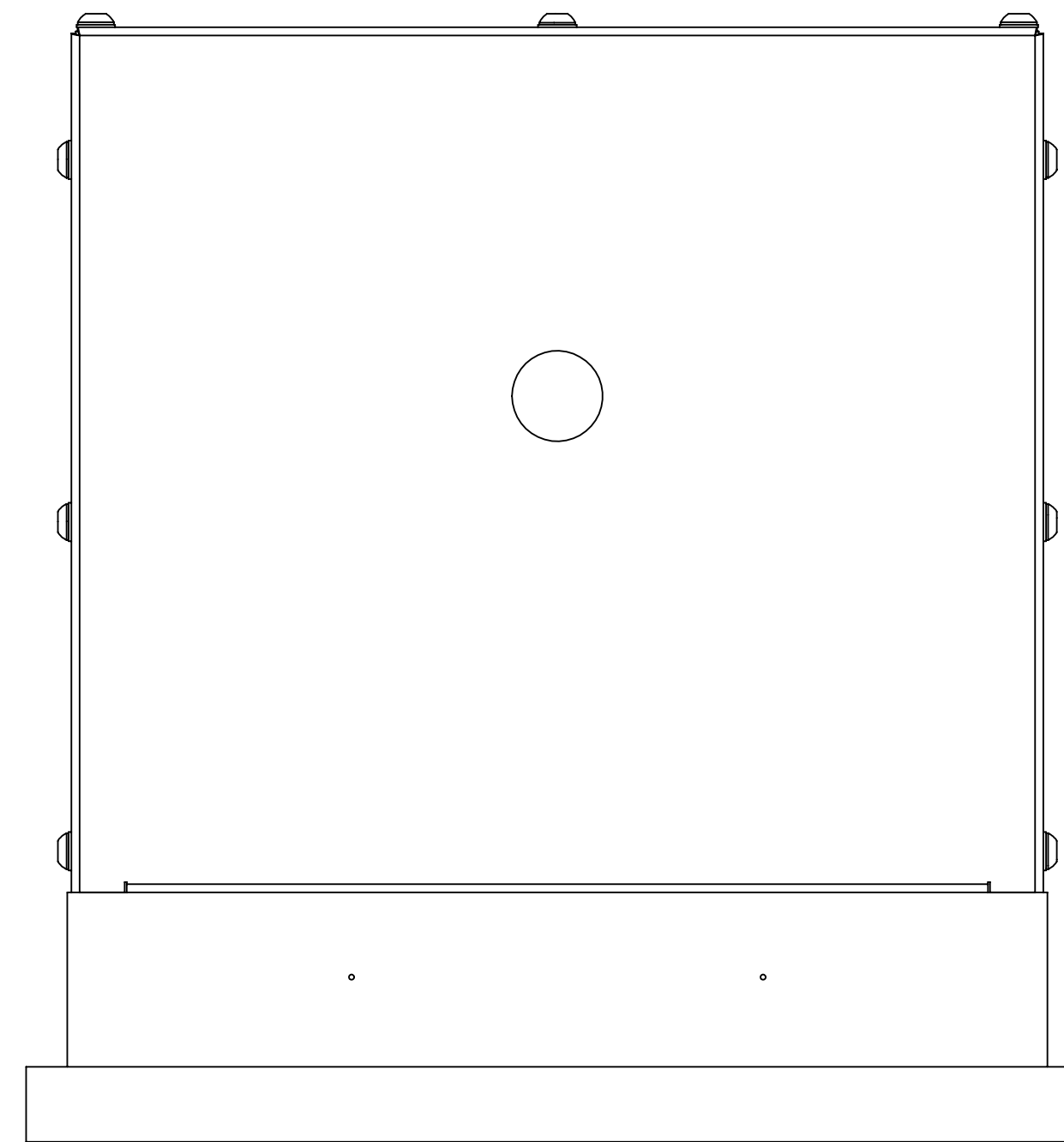
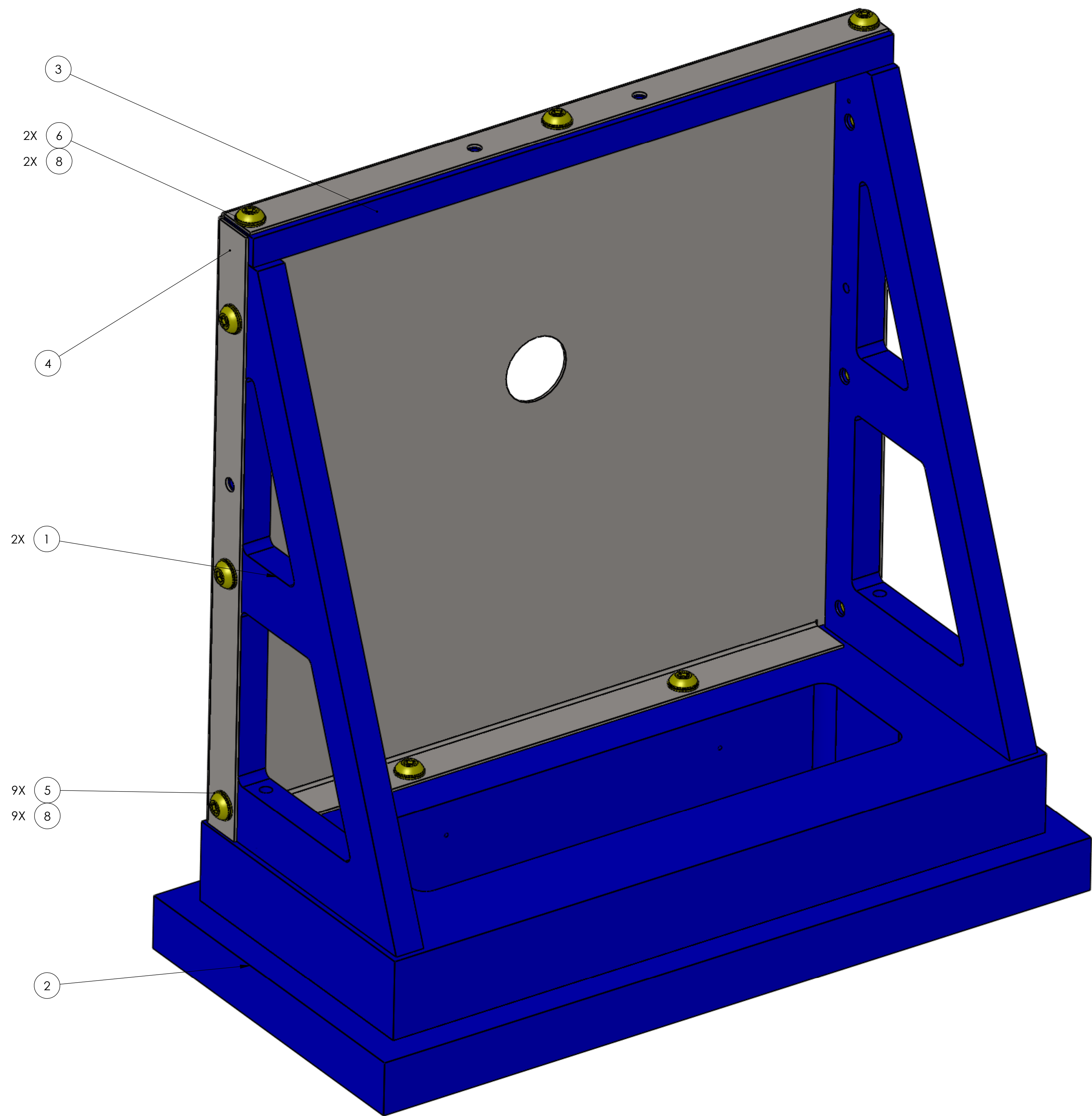
ITEM NO.	PART NUMBER	DESCRIPTION	MATERIAL	D1100426-01_H2	SPARE	TOTAL
8	WF-25	FLAT WASHER 1/4 SCREW SIZE	18-8 SSSL	11		0
7	C-2022-N	SOCKET HEAD CAP SCREW, SHC, 1/4-20 x 1.375" L	18-8 SSSL	4		0
6	BU-2016-N	BUTTON HEAD SOCKET HEAD CAP SCREW, 1/4-20 x 1" L	18-8 SSSL	2		0
5	BU-2008-N	BUTTON HEAD SOCKET CAP SCREW, 1/4-20 x 1/2" L	18-8 SSSL	9		0
4	D1101815	SRM HR BAFFLE PLATE	18 GAUGE 304 SSSL	1		0
3	D1100225	SRM HR CROSS BAR	6061-T6 Al	1		0
2	D1100223	ALIGO SRM HR_H2 SPACER	6061-T6 Al	1		0
1	D1100222	ALIGO BAFFLE VERTICAL SUPPORT	6061-T6 Al	2		0

DIMENSIONS ARE IN INCHES		TOLERANCES:		ANGULAR ± 1.0°		MATERIAL		FINISH		NEXT ASSY		PART NAME		SYSTEM		SUB-SYSTEM		DESIGNER		DRAFTER		CHECKER		APPROVAL		SCALE: 1:2		PROJECTION:		SHEET 1 OF 3	
						N/A		N/A μinch				ALIGO SRM HR BAFFLE ASSY-H2		ADVANCED LIGO		AOS		C. WILKERSON		L. AUSTIN		M. SMITH		1:2		FIRST ANGLE					
																		3 MAY 2011		3 MAY 2011											
																		D		D1100426		v1									

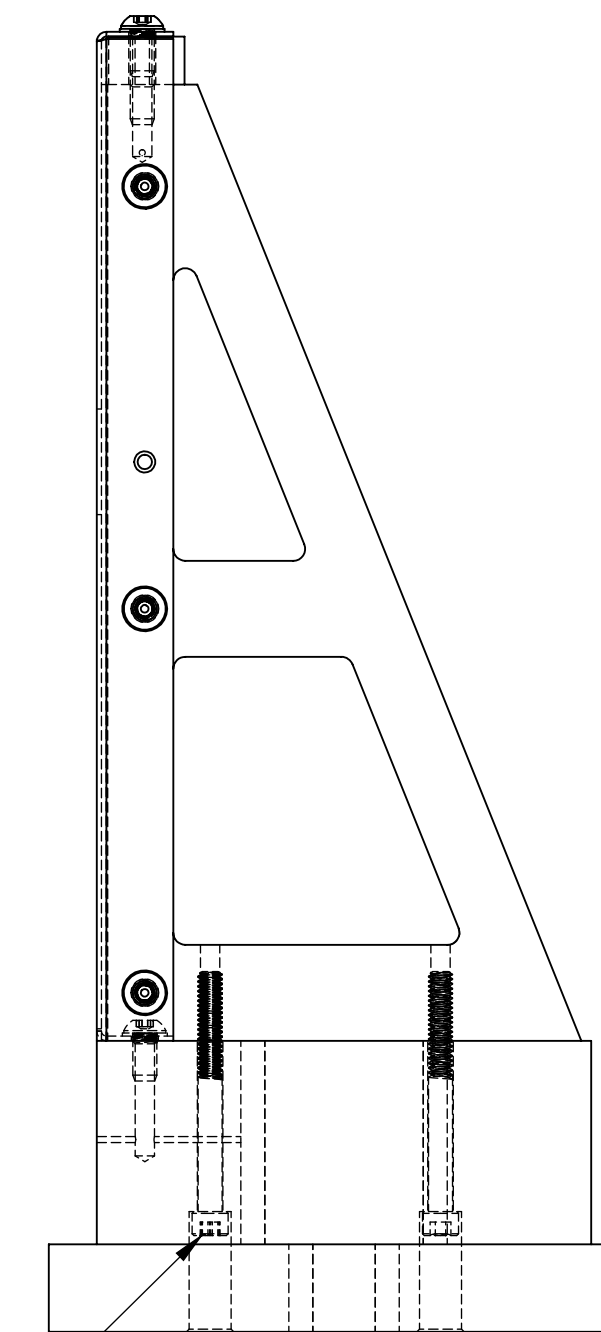
D1100426-01 SRM HR_H2 BAFFLE ASSY.PART PDM REV: X-036.DRAWING PDM REV: X-015

NOTES CONTINUE:


1. APPROXIMATE WEIGHT = 11.80LBS.



FRONT VIEW



SIDE VIEW



BOTTOM VIEW

**D1100426-02
SRM HR_H1 BAFFLE
AS SHOWN**

ITEM NO.	PART NUMBER	DESCRIPTION	MATERIAL	D1100426-02_H1	SPARE	TOTAL
8	WF-25	FLAT WASHER 1/4 SCREW SIZE	18-8 SSSL	11		0
7	C-2022-N	SOCKET HEAD CAP SCREW, SHC, 1/4-20 x 1.75" L	18-8 SSSL	4		0
6	BU-2016-N	BUTTON HEAD SOCKET HEAD CAP SCREW, 1/4-20 x 1" L	18-8 SSSL	2		0
5	BU-2008-N	BUTTON HEAD SOCKET CAP SCREW, 1/4-20 x 1/2" L	18-8 SSSL	9		0
4	D1101815	SRM HR BAFFLE PLATE	18 GAUGE 304 SSSL	1		0
3	D1100225	SRM HR CROSS BAR	6061-T6 Al	1		0
2	D1100224	SRM HR_H1 SPACER	6061-T6 Al	1		0
1	D1100222	ALIGO BAFFLE VERTICAL SUPPORT	6061-T6 Al	2		0

PARTS LIST

LIGO CALIFORNIA INSTITUTE OF TECHNOLOGY
MASSACHUSETTS INSTITUTE OF TECHNOLOGY

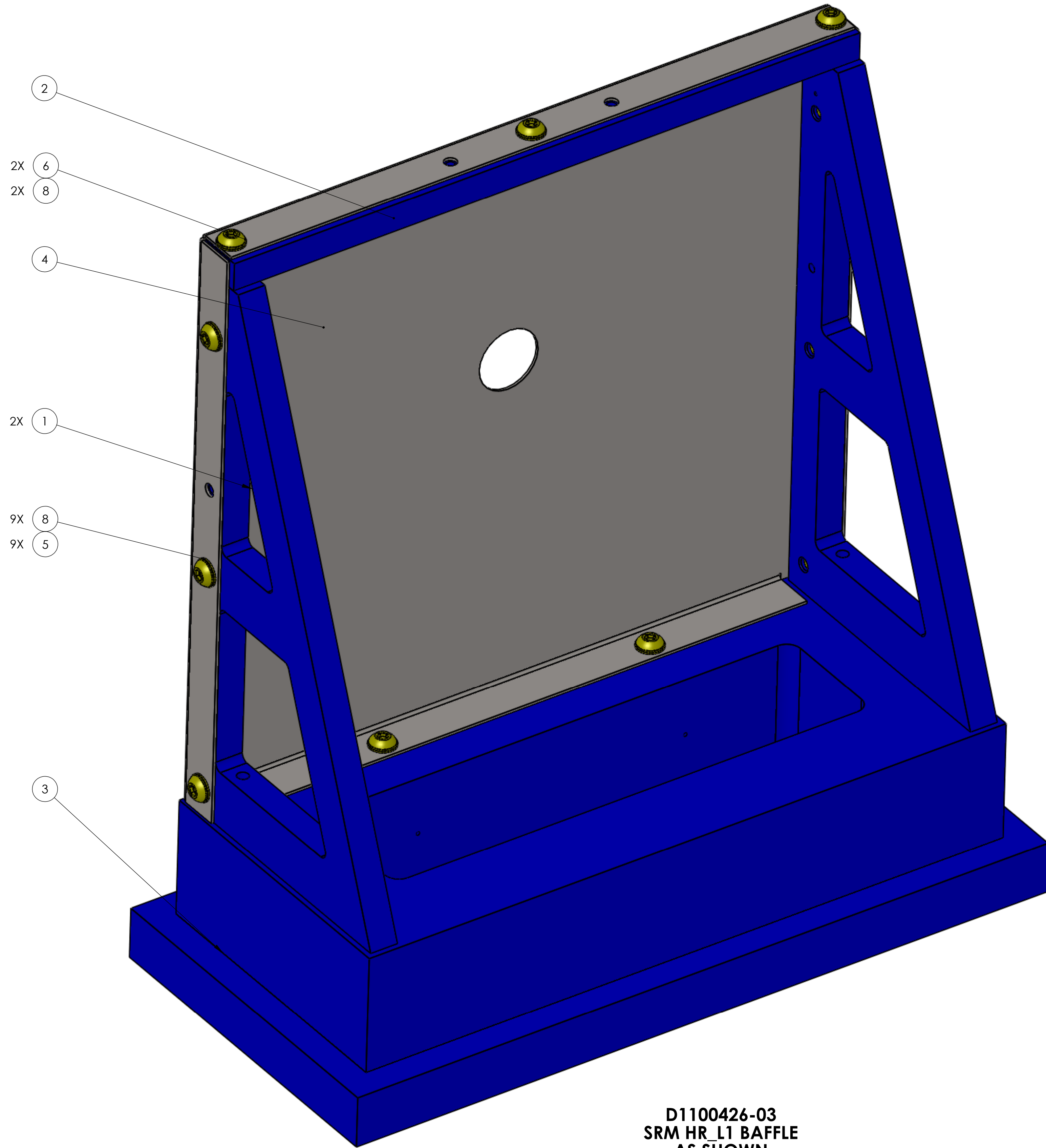
SIZE DWG. NO. **D1100426** REV. **v1**

SCALE: 1:8 PROJECTION: SHEET 2 OF 3

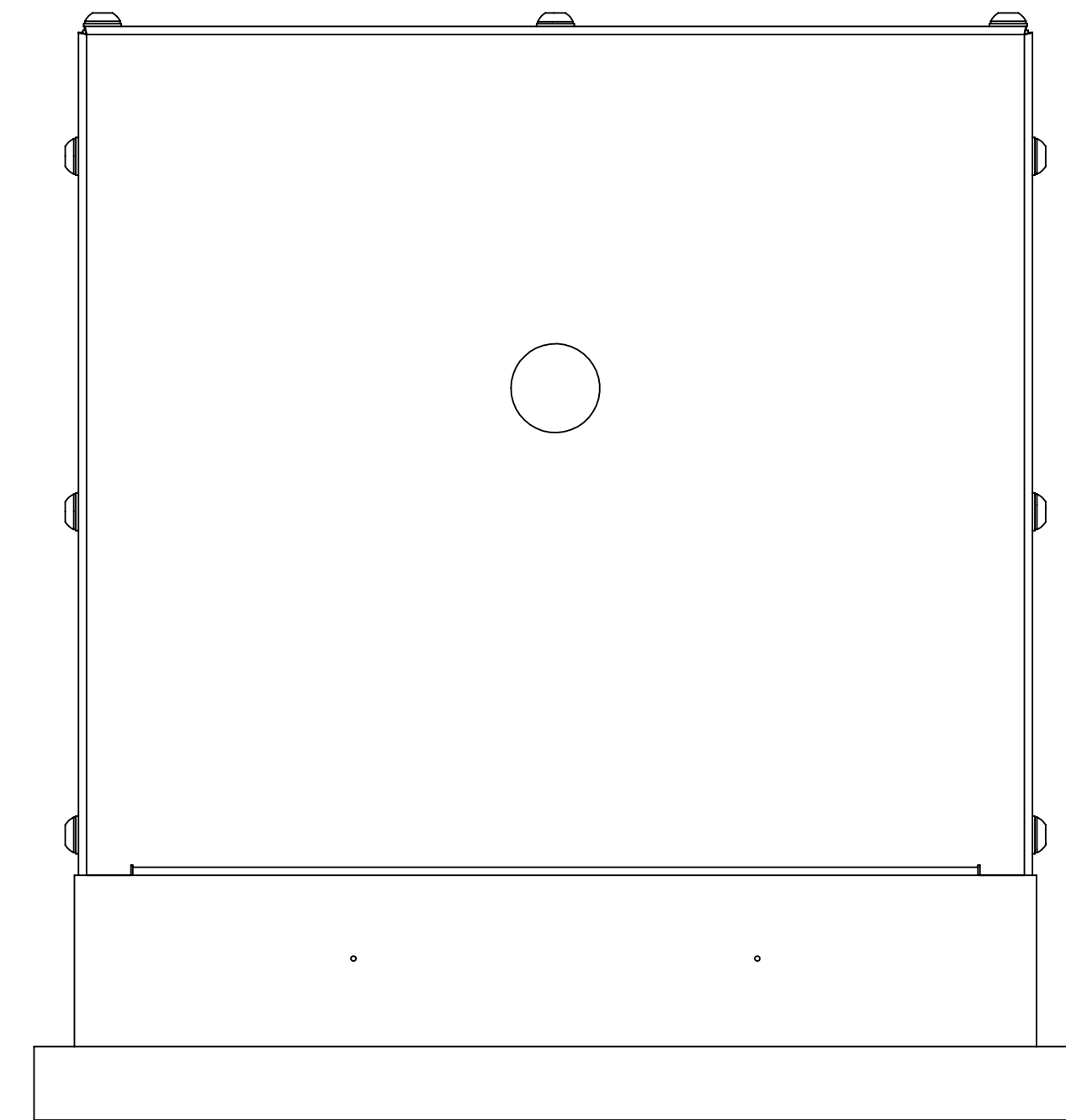
D1100426 SRM HR_H1 BAFFLE ASSY PART PDM REV: X-036 DRAWING PDM REV: X-015

NOTES CONTINUE:

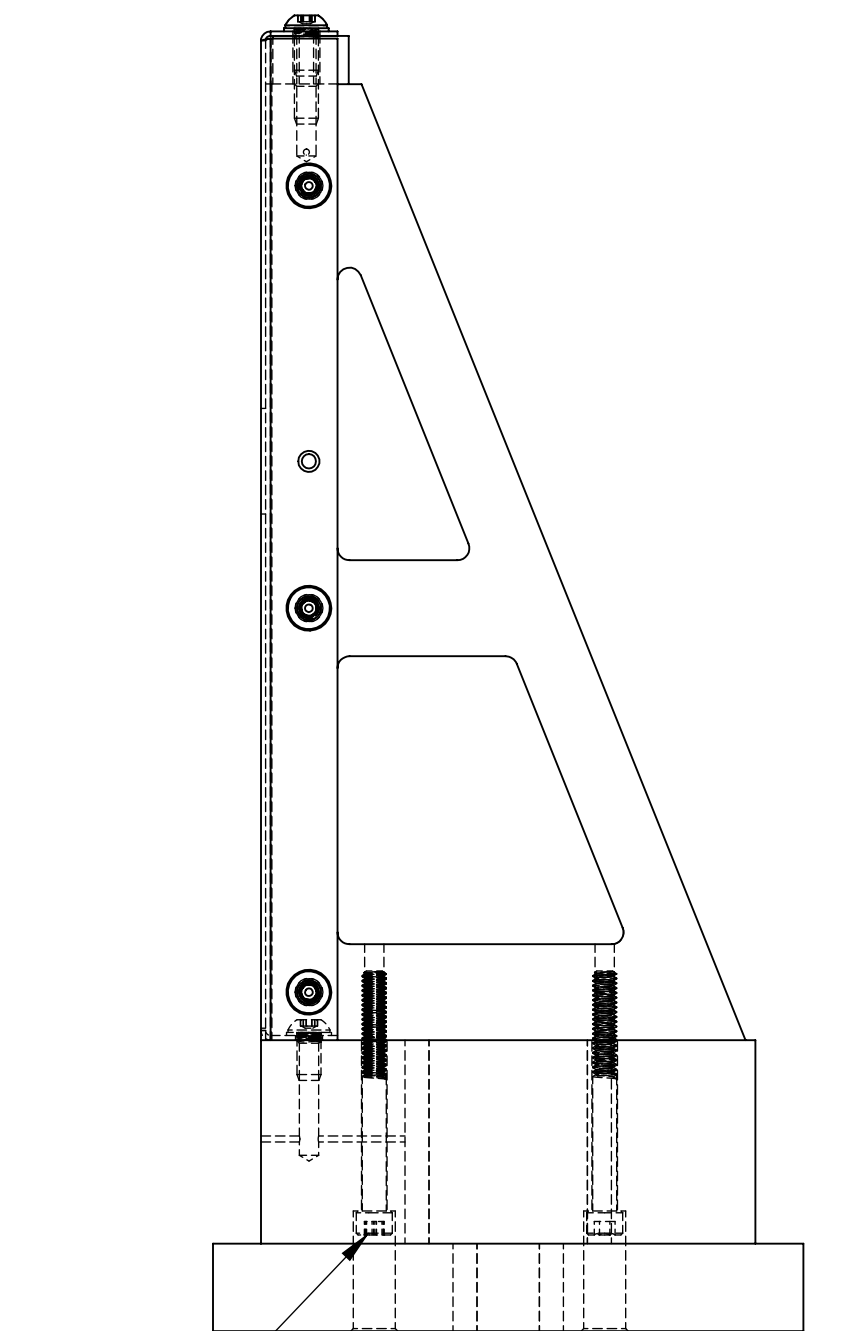
1. APPROXIMATE WEIGHT = 13.16 LBS.



**D1100426-03
SRM HR_L1 BAFFLE
AS SHOWN**




FRONT VIEW



SIDE VIEW

4X 7



BOTTOM VIEW

ITEM NO.	PART NUMBER	DESCRIPTION	MATERIAL	D1100426-03_L1	SPARE	TOTAL
8	WF-25	FLAT WASHER 1/4 SCREW SIZE	18-8 SSSL	11		0
7	C-2022-N	SOCKET HEAD CAP SCREW, SHC, 1/4-20 x 2.5" L	18-8 SSSL	4		0
6	BU-2016-N	BUTTON HEAD SOCKET HEAD CAP SCREW, 1/4-20 x 1" L	18-8 SSSL	2		0
5	BU-2008-N	BUTTON HEAD SOCKET CAP SCREW, 1/4-20 x 1/2" L	18-8 SSSL	9		0
4	D1101815	SRM HR BAFFLE PLATE	18 GAUGE 304 SSSL	1		0
3	D1100422	SRM HR SPACER_L1	6061-T6 Al	1		0
2	D1100225	SRM HR CROSS BAR	6061-T6 Al	1		0
1	D1100222	ALIGO BAFFLE VERTICAL SUPPORT	6061-T6 Al	2		0
				PARTS LIST		

LIGO CALIFORNIA INSTITUTE OF TECHNOLOGY
MASSACHUSETTS INSTITUTE OF TECHNOLOGY

SIZE DWG. NO. **D1100426** REV. **v1**

SCALE: 1:8 PROJECTION: SHEET 3 OF 3

D1100426-03 SRM HR BAFFLE ASSEMBLY PART PDM REV: X-036 DRAWING PDM REV: X-015