

---

# **Faraday Isolators and Electro-Optic Modulators for Advanced LIGO**

**Rupal Amin, David Guagliardo  
Ramsey Lundock, Guido Müller  
David Tanner, David Reitze**

**Department of Physics  
University of Florida**

**March 2002  
Support by NSF**

---

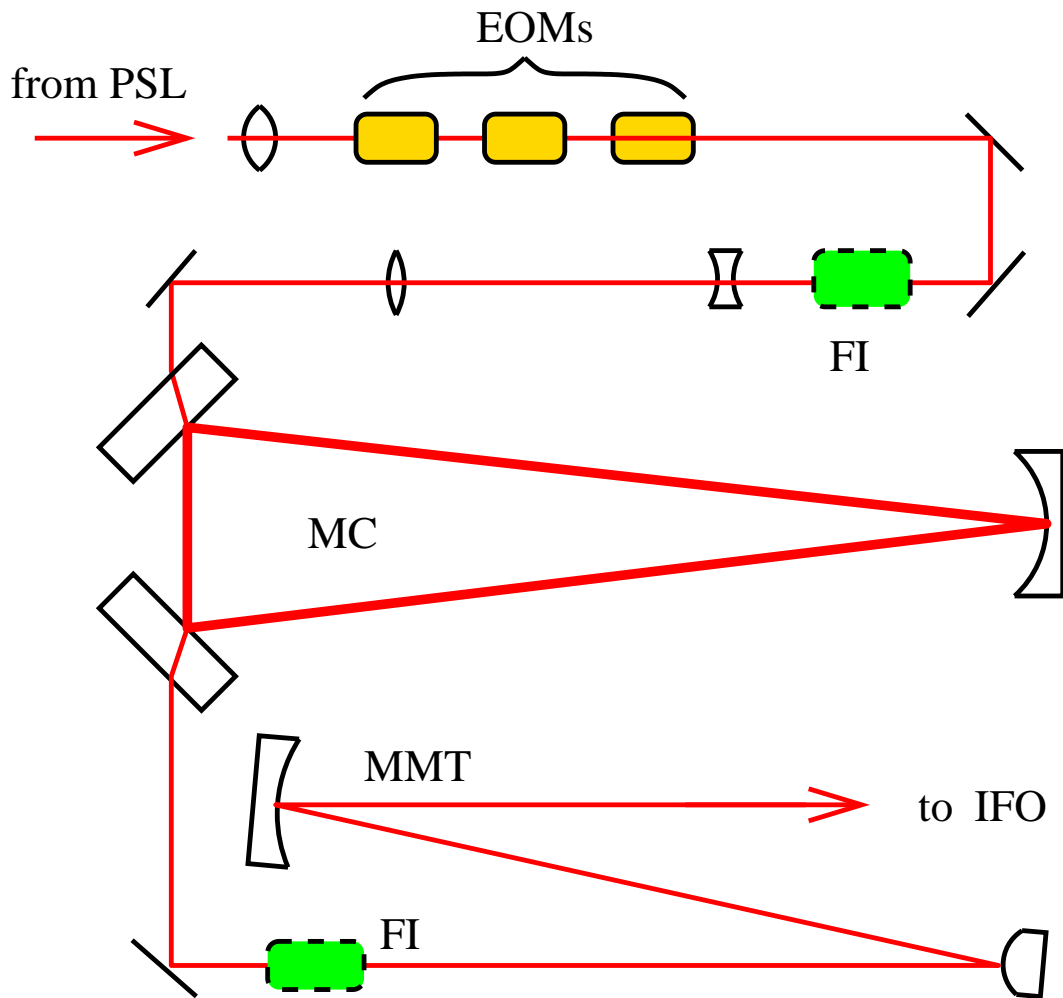
**LIGO-G020110-00-Z**

# OUTLINE

---

- **UF—IO**
  - **UF's task for Adv. LIGO**
  - **Thermal Lenses**
  - **Analysis scheme**
  - **Compensation scheme**
  - **Experimental setup**
  - **Results**
  - **EOM**
  - **Summary**
-

# INPUT OPTICS



4 Functions:

- Phase modulation
- Optical Isolation
- Mode cleaning
- Mode Matching

# TASK

---

To provide LIGO with active optical crystals that ...

- can handle 180 W
- have a well known thermal lens
- do not degrade the spatial TEM00-mode by more than 5% .
- have a small birefringence.

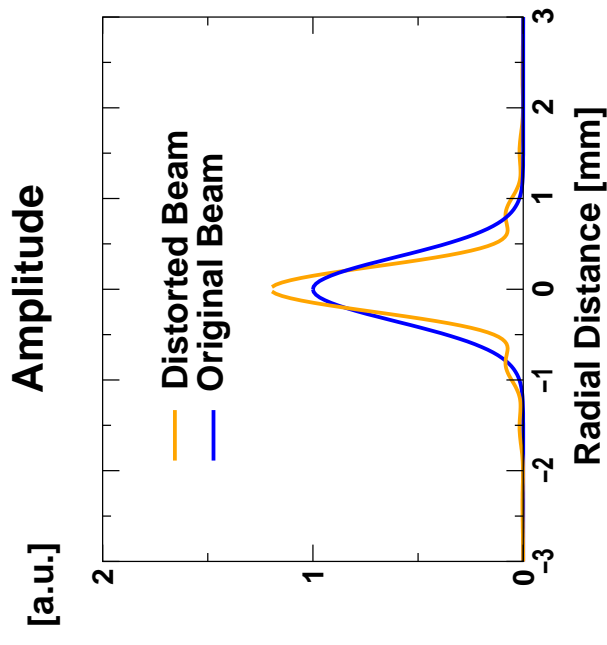
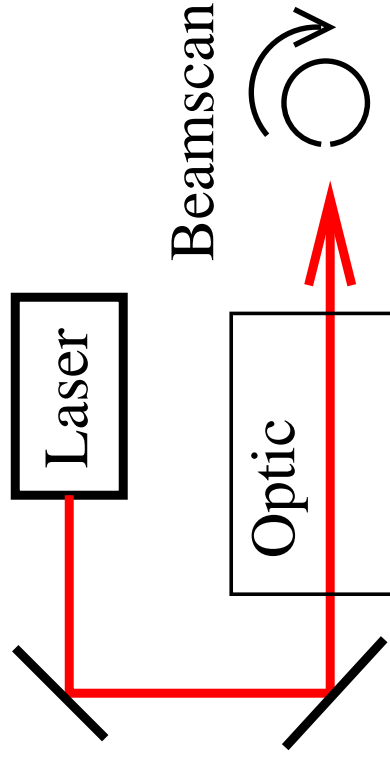
These are ...

- Faraday Isolators that have
    - an isolation of around 40dB
  - Electro Optical Modulators with
    - a modulation index of 0.5 (max.)
    - a small (and stable) RFAM
    - an amplitude stability  $10^{-8}/\sqrt{\text{Hz}}$
-

# THERMAL LENSING

---

Thermal lensing changes the beam profile:



# THERMAL LENSING ANALYSIS

---

**All contributions:**

## **1. Temperature dependent Index of Refraction**

$$\Delta OPL_{th}(r) = \frac{dn}{dT}L\Delta T(r)$$

## **2. Photoelastic Effect**

$$\Delta OPL_{PE}(r) \approx -\frac{n^3}{2}\rho_{12}\gamma L\Delta T(r)$$

## **3. Thermal Expansion**

$$\Delta OPL_{TE}(r) \approx 2\gamma n w \Delta T(r)$$

**In most cases:**

$$|\Delta OPL_{th}(r)| > |\Delta OPL_{PE}(r)| > |\Delta OPL_{TE}(r)|$$

**$\gamma$ : thermal expansion coefficient**

**$\rho_{12}$ : photoelastic coefficient**

Mansell et al, Evaluating the effect of transmissive optic thermal lensing on laser beam quality with a Shack-Hartmann wave-front sensor. *App. Optics*, 40 (366-374), 2001.

---

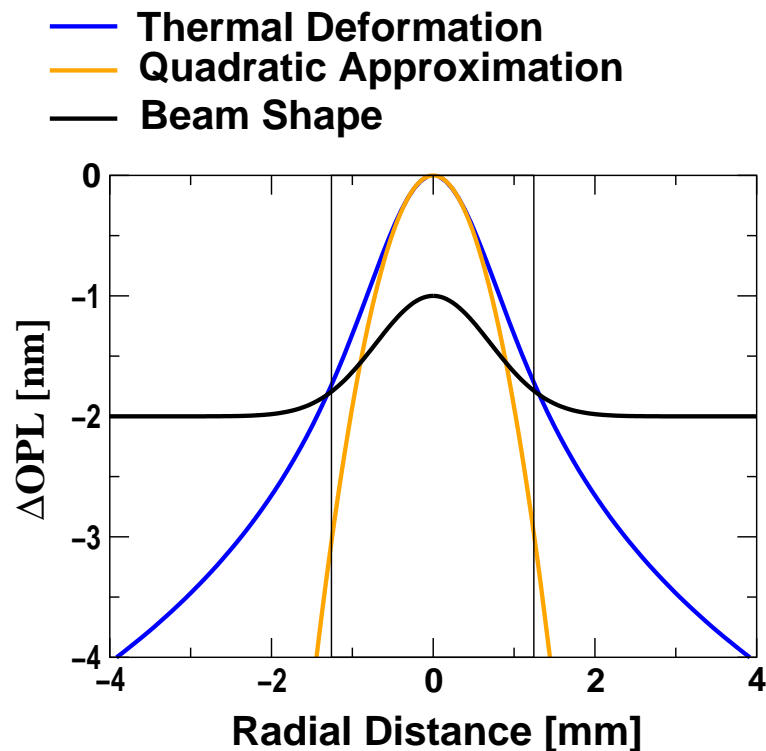
# THERMAL LENSING ANALYSIS

---

Use cylindrical symmetry and long optic approximation:

$$\nabla^2 T(r) = -\frac{I(r)}{k}$$
$$\Rightarrow \Delta T(r) = \frac{\alpha P}{4\pi k} \sum_{j=1}^{\infty} \frac{(-1)^j \left(\frac{2r^2}{w^2}\right)^j}{jj!}$$

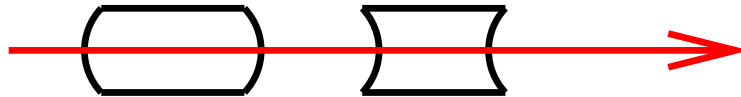
$$\Delta OPL(r) = \frac{dn}{dT} L \Delta T(r)$$



# THERMAL COMPENSATION

---

The idea:



Add a second media with  
a negative  $\frac{dn}{dT}$ .

$$\Delta OPL(r) = \Delta OPL_1(r) + \Delta OPL_2(r)$$

If

$$\Delta OPL_1(r) = -\Delta OPL_2(r)$$

$\Rightarrow$  **No Thermal Lensing**

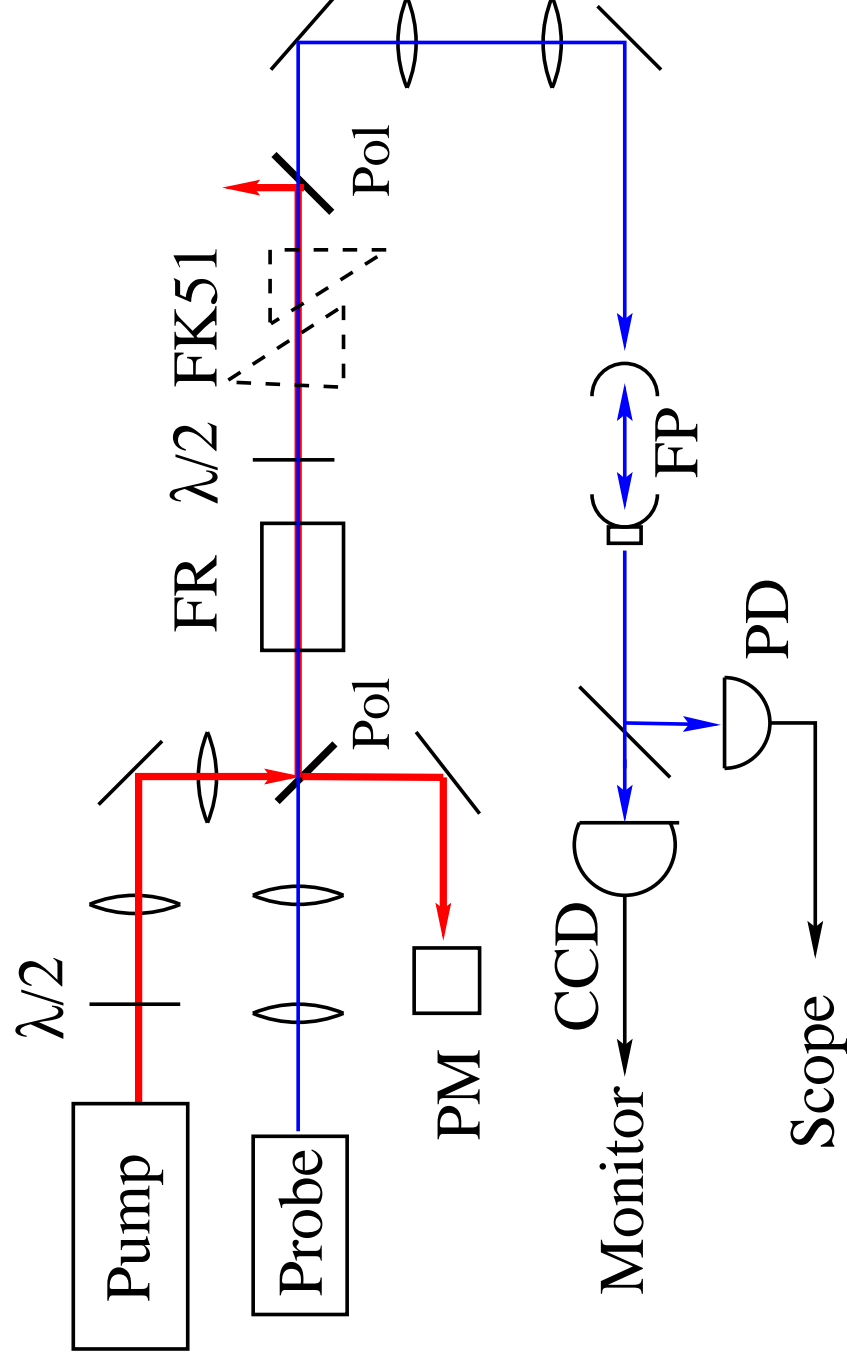
**No Beam Degradation**

Need material with  $\frac{dn}{dT} < 0$

$$\text{FK51: } \frac{dn}{dT} = -6 \cdot 10^{-6} / K$$

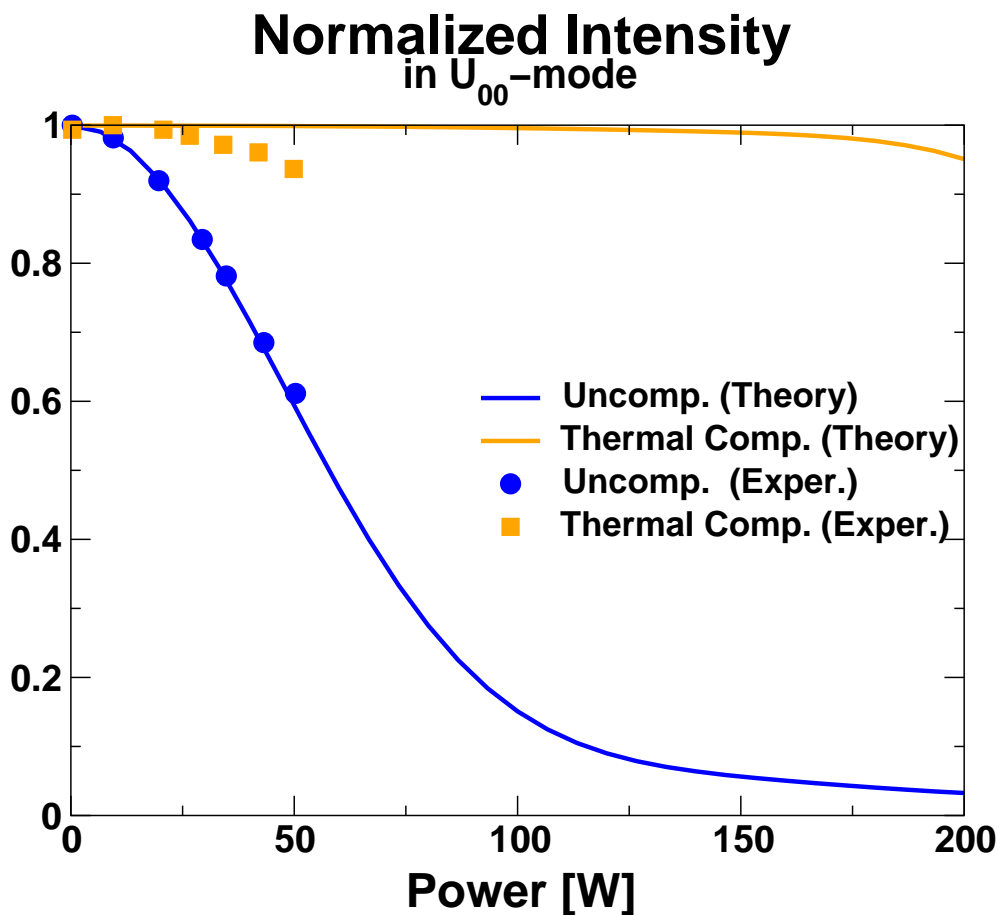


# EXPERIMENTAL SETUP



# EXPERIMENTAL RESULTS

---



**Problem: Absorption Coefficient**

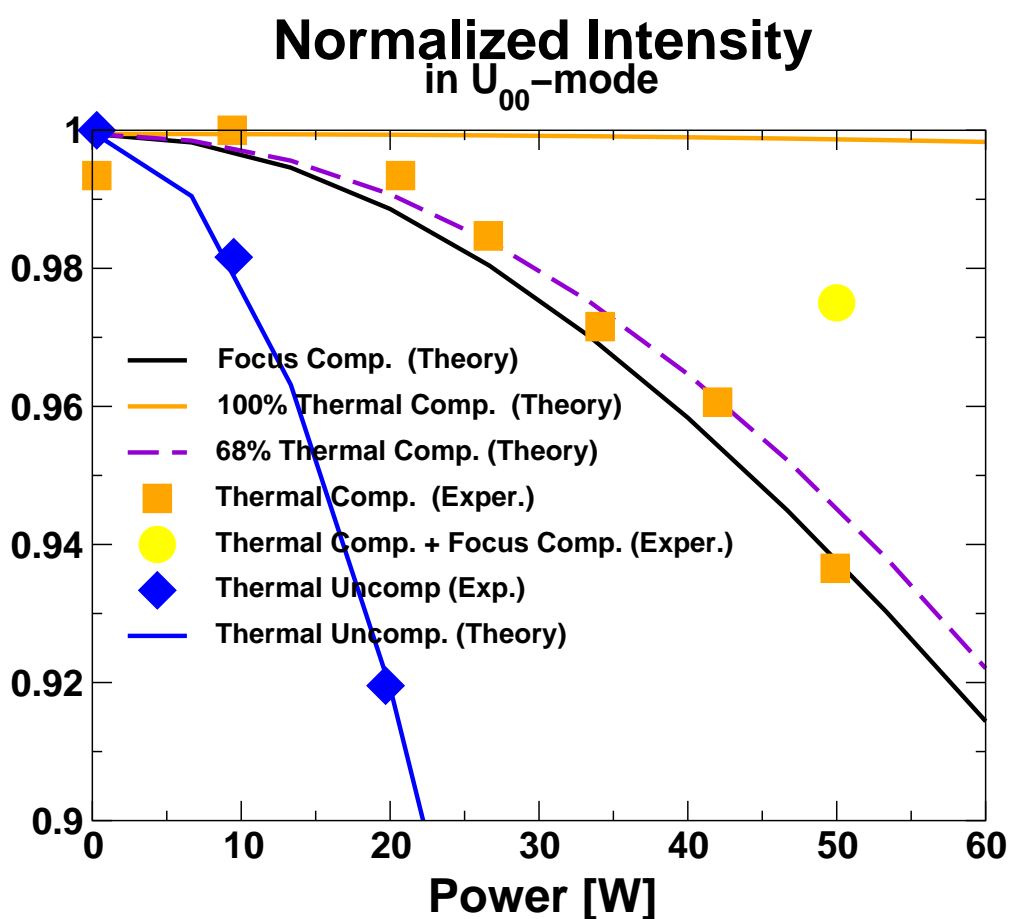
TGG	Our	Lit.	Other Crystals
$\alpha[\text{m}^{-1}]$	0.63	0.2	0.15-0.25

**Best Guess: Our Compensator prisms are to short.**

---

# EXPERIMENTAL RESULTS

---



**Measured a 97.5% mode matching efficiency for Thermal and Focus Compensation.**

**Looks like its working.**

**Remember: 50W here is 200W in a good crystal.**

---

# ELECTRO OPTIC MODULATORS

---

## LIGO I:

**LiNbO<sub>3</sub> resonant modulators from New Focus.**

- **Useful up to 20-30W.**
- **absorption to high**
- **$dn/dT$  very asymmetric along the two axes.**

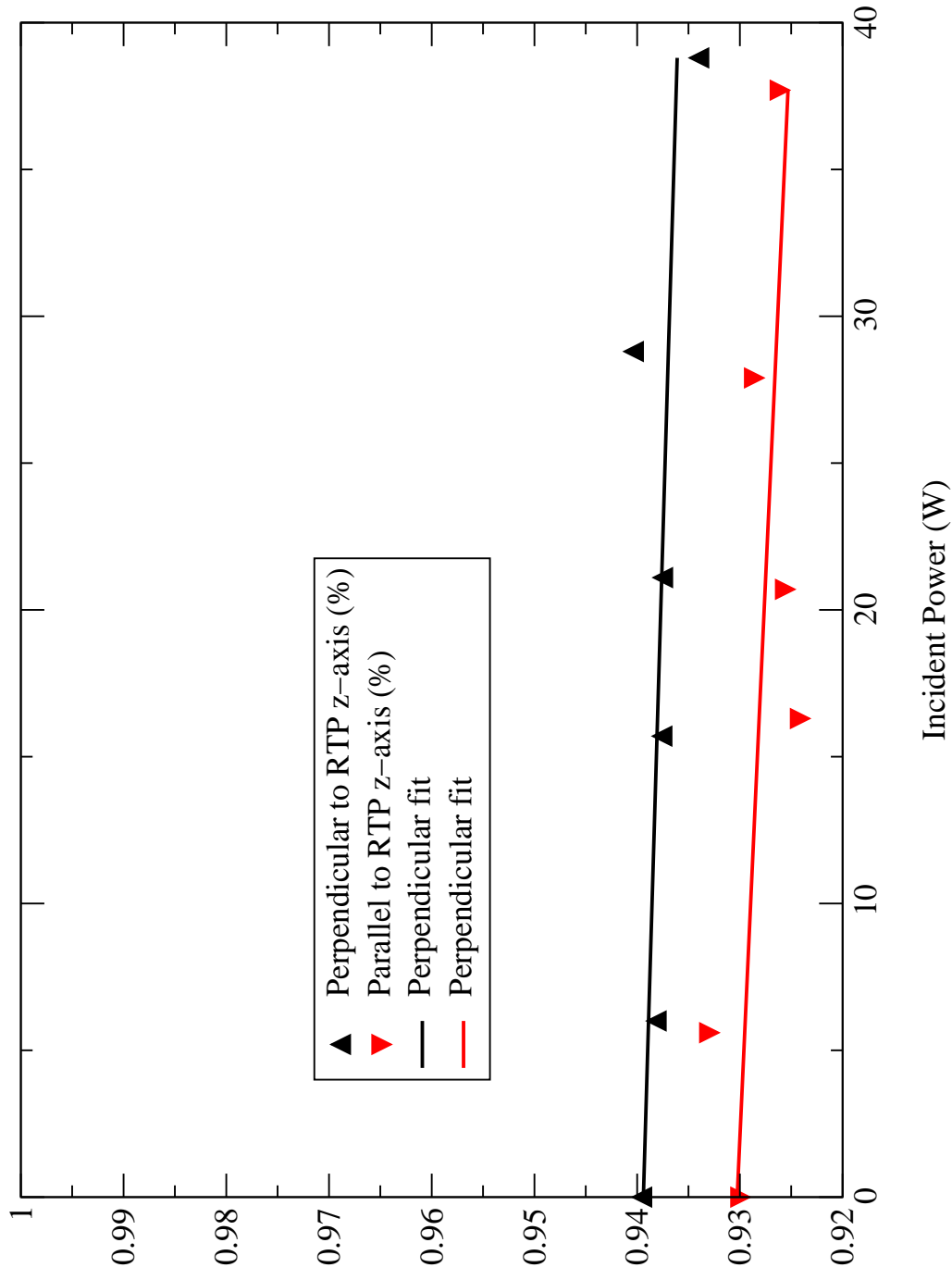
## Advanced LIGO:

**Possible Materials: RTP, RTA**

- **low absorption (RTP  $50ppm/cm$ )**
  - **Low loss tangent (RTA  $4 \cdot 10^{-4}$ )**
  - **Very Low Conductivity**  
(RTA  $3 \cdot 10^{-7}/\Omega m$ , RTP  $10^{-9}/\Omega m$ )
  - **High EO-coefficient (90% of LiNbO<sub>3</sub>)**
  - **Expensive**
-

# Normalized Intensity Remaining in TEM00

Two Polarizations Measured



# SUMMARY

---

- **Faraday Isolator results and outlook:**
    1. **97.5% mode matching at 50W with bad TGG crystal using compensator design.**
    2. **No obvious problems with prism design so far**
    3. **30dB isolation with this standard isolator**
    4. **IAP/UF demonstrated 45dB with dual crystal design**
    5. **Merge compensator and Russian dual crystal design**
    6. **Solve practical problems like adjust to different absorption coefficients.**
  - **Electro Optic Modulator results and outlook:**
    1. **Material identified**
    2. **Thermal lensing and beam degradation negligible**
    3. **Testing in progress**
-