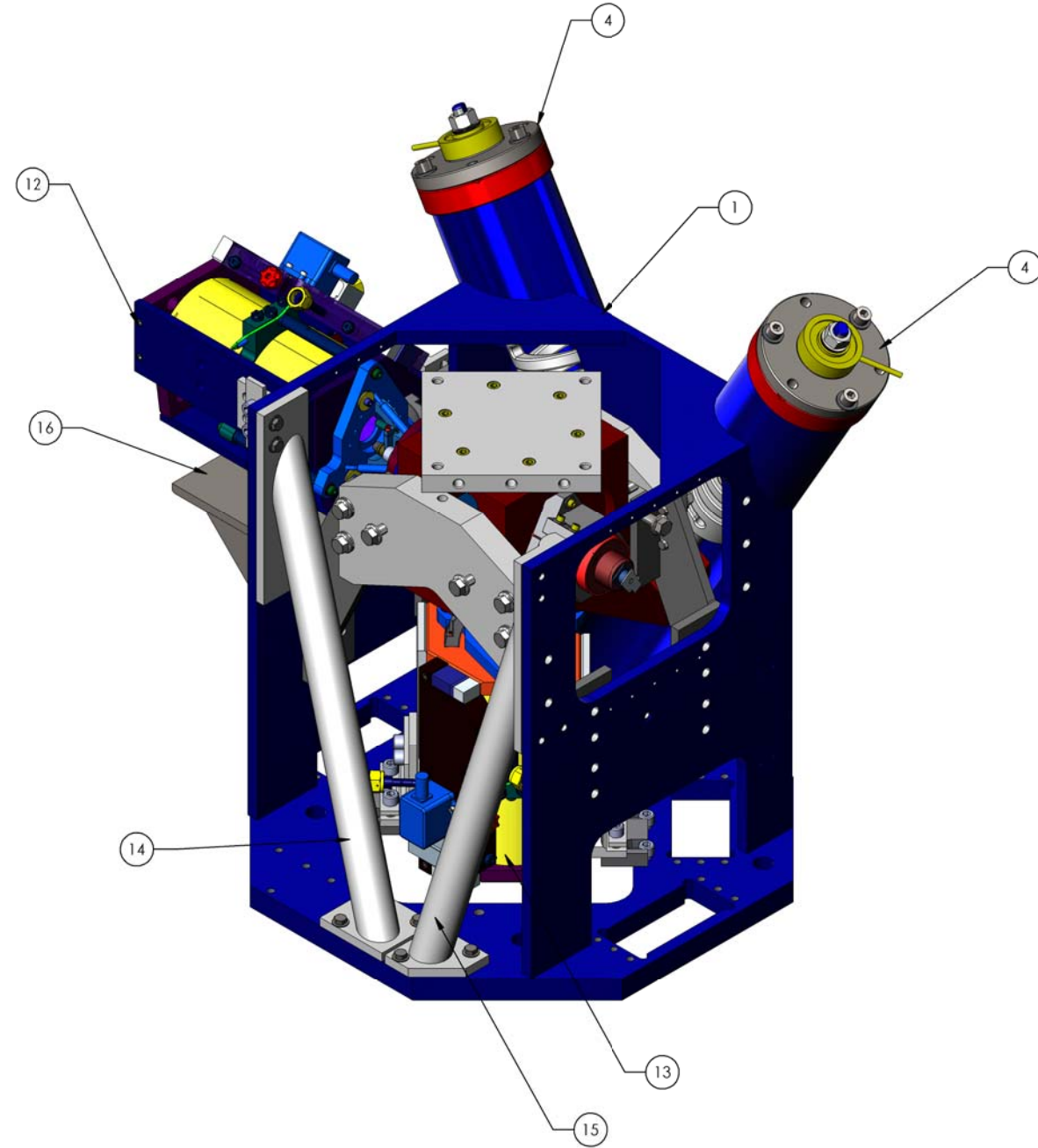


NOTES
 4. VENDOR REFERENCES ARE PROVIDED AS EXAMPLES OF PARTS MEETING ALL REQUIRED SPECIFICATIONS. EQUIVALENTS ARE ALWAYS ACCEPTABLE UNLESS OTHERWISE SPECIFIED.
 5. REFER TO LIGO E0900357 FOR ASSEMBLY AND LOADING PROCEDURE.

REV.	DATE	DCN #	DRAWING TREE #
v1	16 Mar. 2011	E1100015	E1100016

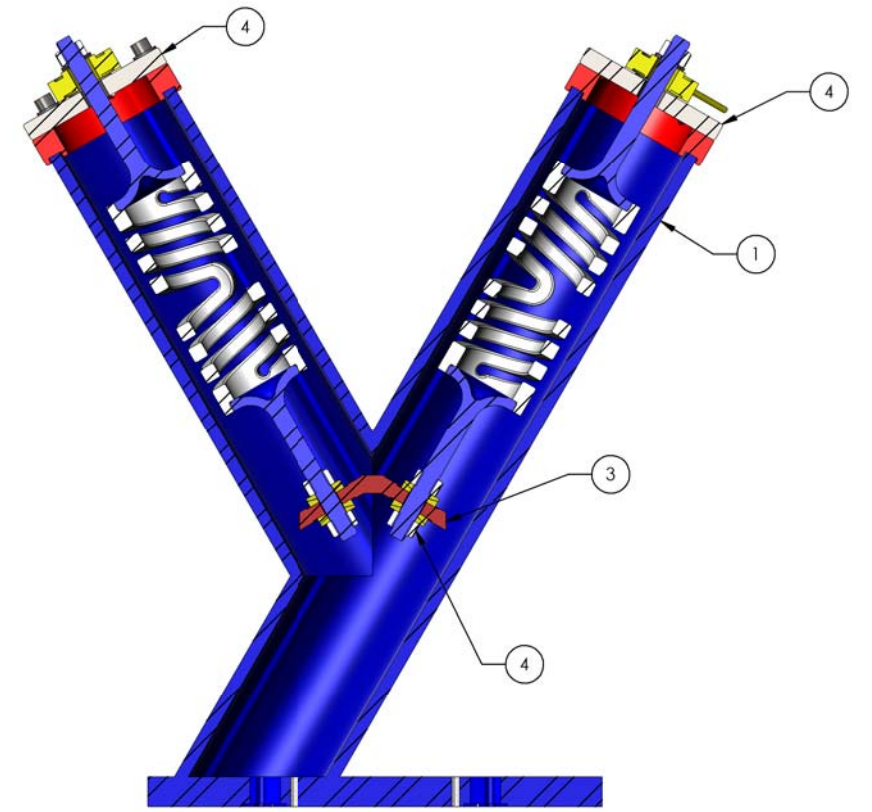
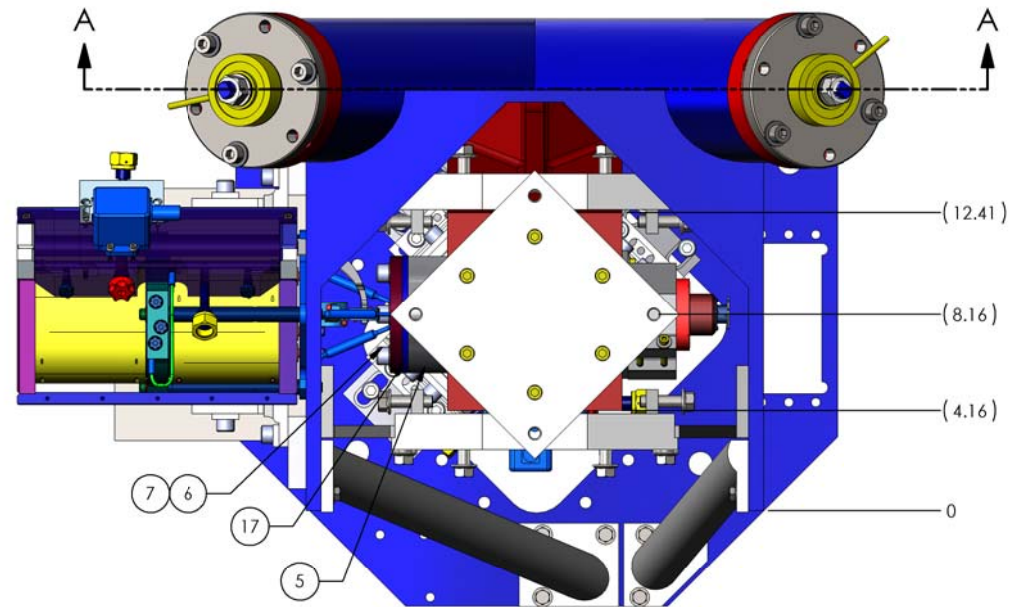
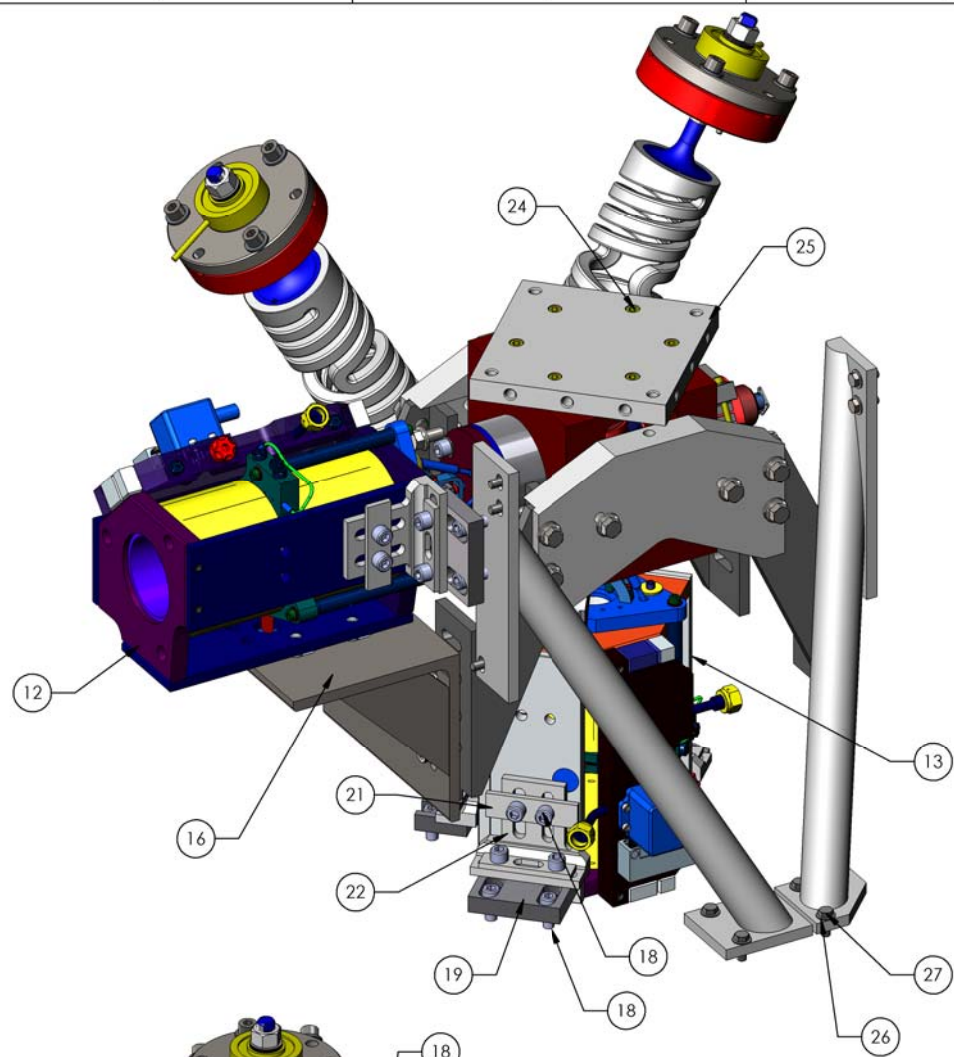


27	McMASTER_92965A624	HEX SCREW 3/8-16 X 1" LG.	Alloy Steel	12
26	McMASTER_97416A127	WASHER .406 ID X .813 OD X (.05-.08) THK	Alloy Steel	12
25	D020008	CROSSBEAM ATTACHMENT PLATE, αLIGO HEPI BSC	AISI 1018 Steel, Cold Rolled	1
24	HOLOKROME_78100	SCREW, 3/8-16 X 1 1/4 LG, SHCS	18-8 SSSL	6
23	D1100316	UNIFIED HYDRAULIC ACTUATOR BRACKET BASE 2, αLIGO HEPI	AISI 1018 Steel Cold Rolled	2
22	D1100473	UNIFIED HYDRAULIC ACTUATOR BRACKET, αLIGO HEPI	AISI 1018 Steel, Cold Rolled	5
21	D1100319	UNIFIED HYDRAULIC ACTUATOR BRACKET WASHER BAR 2, αLIGO HEPI	AISI 1018 Steel, Cold Rolled	5
20	D1100318	UNIFIED HYDRAULIC ACTUATOR BRACKET WASHER BAR 1, αLIGO HEPI	AISI 1018 Steel, Cold Rolled	5
19	D1100315	UNIFIED HYDRAULIC ACTUATOR BRACKET BASE 1, αLIGO HEPI	AISI 1018 Steel Cold Rolled	3
18	HOLOKROME_73130	SHCS 1/2-20 x 1.00	Alloy Steel	20
17	D1100474	UNIFIED HYDRAULIC ACTUATOR SHIM, αLIGO HEPI	6061-T6 Al	1
16	D020016	Horizontal Angle Mount Hydraulic Isolator	ASTM A36 Steel	1
15	D020330	PRE-ISOLATOR ASSEMBLY, HOUSING STIFFENER, RIGHT, PANEL	ASTM A519 Steel	1
14	D020331	PRE-ISOLATOR ASSEMBLY, HOUSING STIFFENER, LEFT, ACTUATOR	ASTM A519 Steel	1
13	D020284-01	HEPI ACTUATOR ASSEMBLY, VERTICAL, αLIGO		1
12	D020284-02	HEPI ACTUATOR ASSEMBLY, HORIZONTAL, αLIGO		1
11	D030694	Horizontal Angle Mount Backup Plate Hydraulic Isolator	ASTM A36 Steel	1
10	HOLOKROME_73132	SHCS 1/2-20 x 1.25	Alloy Steel	17
9	HOLOKROME_78114	SCREW, 1/2-13 X 1.25 LG, SCHS	18-8 SS	4
8	McMASTER_90126A033	Flat Washer, .53 id x 1.06 od x .07-.13 thk	Plain Carbon Steel	4
7	McMASTER_98017A210	Flat Washer, 1/2" Screw, .51"x.88"x.06"	AISI 304	6
6	MSC_67007768	SCREW 1/2-20 x 1.5, SHCS	Alloy Steel	3
5	D020011	Spherical Washer Housing	AISI 1018 Steel Cold Rolled	1
4	D030320	HEPI SPRING ASSEMBLY, αLIGO BSC	N/A	2
3	D1100305	Default	N/A	1
2	D030322	CAGING BRACE ASSY	N/A	1
1	D020004	HOUSING HYDRAULIC ASSEMBLY	ASTM A36 Steel	1
ITEM NO.	PART NUMBER	DESCRIPTION	MATERIAL	LEFT EPI/REQ

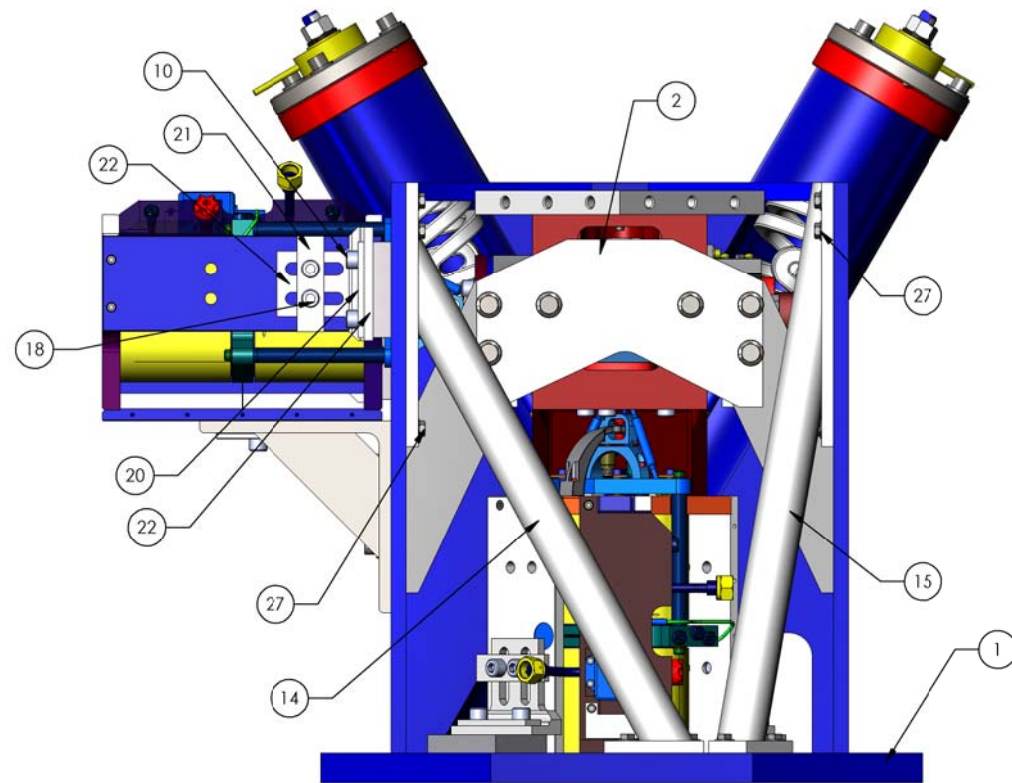
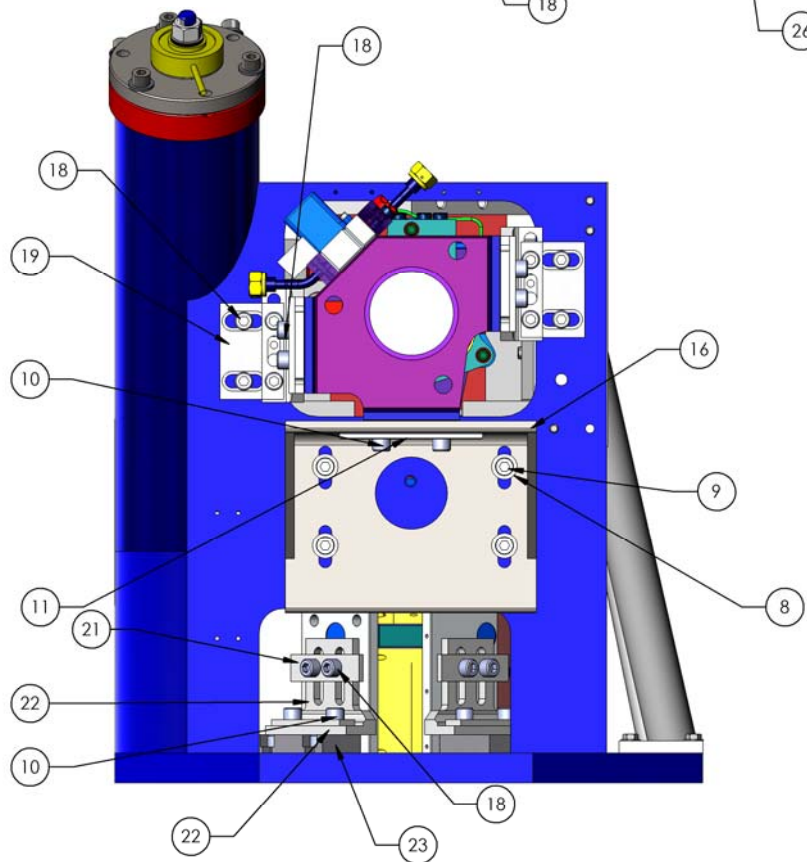
NOTES AND TOLERANCES: (UNLESS OTHERWISE SPECIFIED)	
1. INTERPRET DRAWING PER ASME Y14.5-1994. 2. REMOVE ALL SHARP EDGES, R.02 MIN. 3. DO NOT SCALE FROM DRAWING. 4. ALL MACHINING FLUIDS MUST BE FULLY SYNTHETIC, FULLY WATER SOLUBLE AND FREE OF SULFUR, SILICONE, AND CHLORINE.	
DIMENSIONS ARE IN INCHES	
TOLERANCES: .XX ± N/A .XXX ± N/A	
ANGULAR ± N/A *	
MATERIAL	N/A
FINISH	N/A μinch

LIGO CALIFORNIA INSTITUTE OF TECHNOLOGY MASSACHUSETTS INSTITUTE OF TECHNOLOGY		PART NAME	
SYSTEM	ADVANCED LIGO	HEPI MAIN SUPPORT ASSEMBLY, αLIGO BSC LEFT	
SUB-SYSTEM	SEI	DESIGNER	MHILLARD 10 Feb. 2011
NEXT ASSY	D040001	DRAFTER	MHILLARD 16 Mar. 2011
		CHECKER	KMASON 16 Mar. 2011
		APPROVAL	KMASON 16 Mar. 2011
		SIZE	D
		DWG. NO.	D1100241
		REVISION	v1
		SCALE	1:4
		PROJECTION	First Angle
		SHEET	1 OF 2

D1100241 HEPI MAIN SUPPORT ASSEMBLY LEFT, αLIGO BSC, PART FROM REV. 1.015, DRAWING FROM REV. X.001



SECTION A-A



CALIFORNIA INSTITUTE OF TECHNOLOGY MASSACHUSETTS INSTITUTE OF TECHNOLOGY		REV.
SIZE	DWG. NO.	v1
D	D1100241	
SCALE: 1:4	PROJECTION:	SHEET 2 OF 2

D1100241 HEPI MAIN SUPPORT ASSEMBLY LEFT.dwg (REV. 3.013, DRAWING FROM REV. X.001)