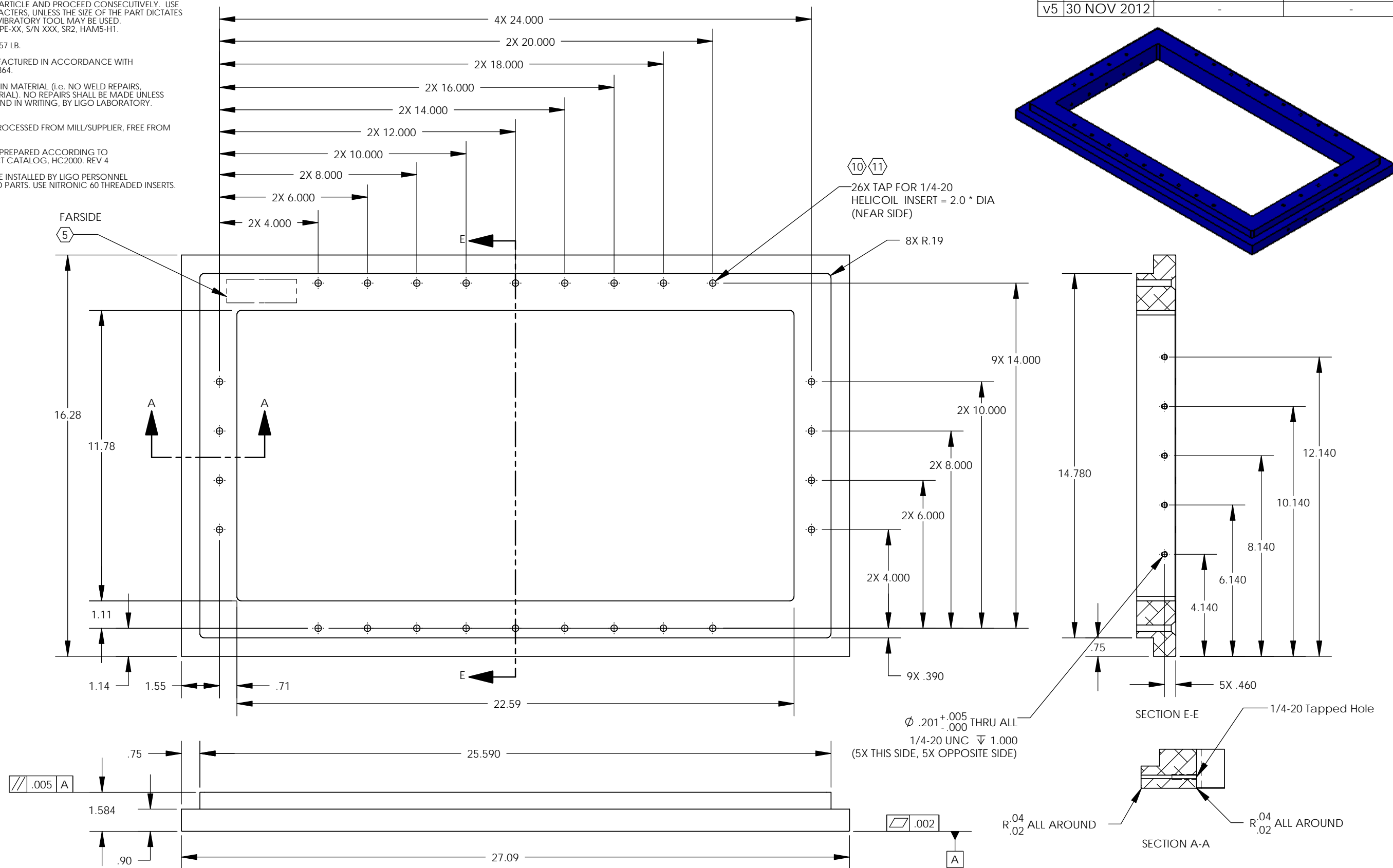


D1100171_ALIGO_AOS_Output Faraday Isolator Spacer (HAM5-H1), PART PDM REV: X-008, DRAWING PDM REV: X-018

- NOTES CONTINUED:**
- ⑤ SCRIBE, ENGRAVE, OR MECHANICAL STAMP (NO INK OR DYES) DRAWING PART NUMBER, REVISION, USED, CHAMBER ON NOTED SURFACE OF PART FOLLOWED ON THE LINE WITH A THREE DIGIT SERIAL NUMBER. SERIAL NUMBERS START AT 001 FOR THE FIRST ARTICLE AND PROCEED CONSECUTIVELY. USE MINIMUM 0.12" HIGH CHARACTERS, UNLESS THE SIZE OF THE PART DICTATES SMALLER CHARACTERS. A VIBRATORY TOOL MAY BE USED. EXAMPLE: DXXXXXX-VY, TYPE-XX, S/N XXX, SR2, HAM5-H1.
 - ⑥ APPROXIMATE WEIGHT = 22.57 LB.
 - 7. ALL PARTS SHALL BE MANUFACTURED IN ACCORDANCE WITH LIGO SPECIFICATION E0900364.
 - 8. ALL MATERIAL IS TO BE VIRGIN MATERIAL (i.e. NO WELD REPAIRS, PLUGS OR RECYCLED MATERIAL). NO REPAIRS SHALL BE MADE UNLESS APPROVED IN ADVANCE, AND IN WRITING, BY LIGO LABORATORY. REFER TO LIGO-E0900364.
 - 9. SURFACE FINISH TO BE AS-PROCESSED FROM MILL/SUPPLIER, FREE FROM SCRATCHES OR GOUGES.
 - ⑩ ALL HELI-COIL HOLES TO BE PREPARED ACCORDING TO EMHART HELI-COIL PRODUCT CATALOG, HC2000. REV 4
 - ⑪ ALL HELI-COIL INSERTS TO BE INSTALLED BY LIGO PERSONNEL AFTER DELIVERY OF FINISHED PARTS. USE NITRONIC 60 THREADED INSERTS.

REV.	DATE	DCN #	DRAWING TREE #
v3	15 SEP 2011	-	-
v4	21 SEP 2012	-	-
v5	30 NOV 2012	-	-



NOTES AND TOLERANCES: (UNLESS OTHERWISE SPECIFIED)

DIMENSIONS ARE IN		1. INTERPRET DRAWING PER ASME Y14.5-1994.	
TOLERANCES:		2. REMOVE ALL SHARP EDGES, .005-.015, FOR MACHINED PARTS. ROUND ALL EDGES APPROXIMATELY R.02 FOR SHEET METAL PARTS.	
.XX ± .01		3. DO NOT SCALE FROM DRAWING.	
.XXX ± .005		4. ALL MACHINING FLUIDS MUST BE FULLY SYNTHETIC, FULLY WATER SOLUBLE AND FREE OF SULFUR, SILICONE, AND CHLORINE.	
ANGULAR ± .5°			
MATERIAL	6061-T6 Al	FINISH	63 μinch

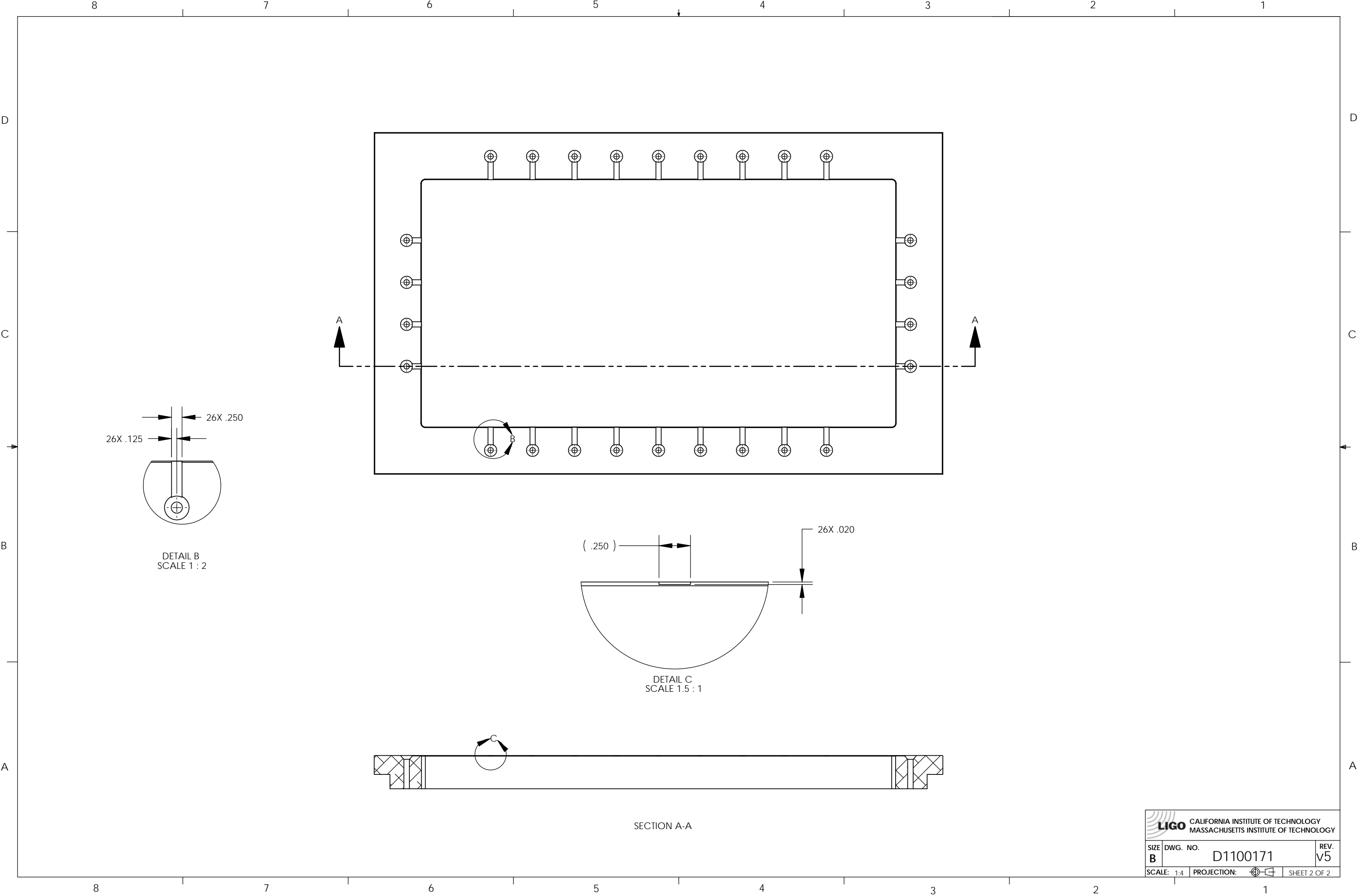
CALIFORNIA INSTITUTE OF TECHNOLOGY MASSACHUSETTS INSTITUTE OF TECHNOLOGY		PART NAME	
SYSTEM ADVANCED LIGO		SUB-SYSTEM AOS	
NEXT ASSY		D0901129	
DESIGNER	M.RUIZ	04 FEB 2011	SIZE
DRAFTER	M.RUIZ	07 FEB 2011	DWG. NO.
CHECKER			B
APPROVAL			D1100171
SCALE: 1:4		PROJECTION:	
		SHEET 1 OF 2	

8 7 6 5 4 3 2 1

D C B A

8 7 6 5 4 3 2 1



D1100171_ALIGO_AOS_Output Faraday Isolator Spacer (HAM5-H1), PART PDM REV: X-008, DRAWING PDM REV: X-018



DETAIL B
SCALE 1 : 2

DETAIL C
SCALE 1.5 : 1

SECTION A-A

 CALIFORNIA INSTITUTE OF TECHNOLOGY MASSACHUSETTS INSTITUTE OF TECHNOLOGY		
SIZE B	DWG. NO. D1100171	REV. v5
SCALE: 1:4	PROJECTION: 	SHEET 2 OF 2