
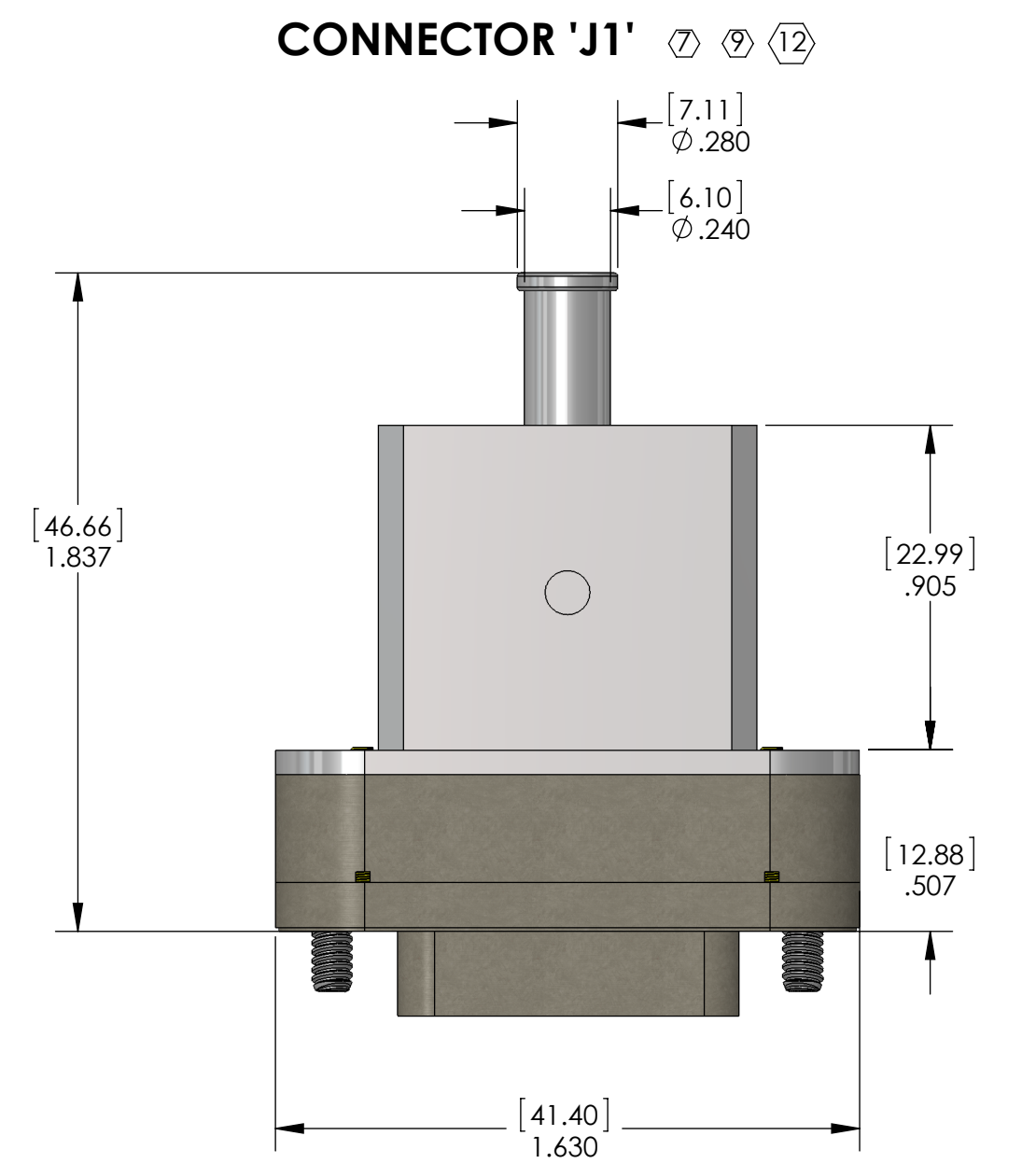
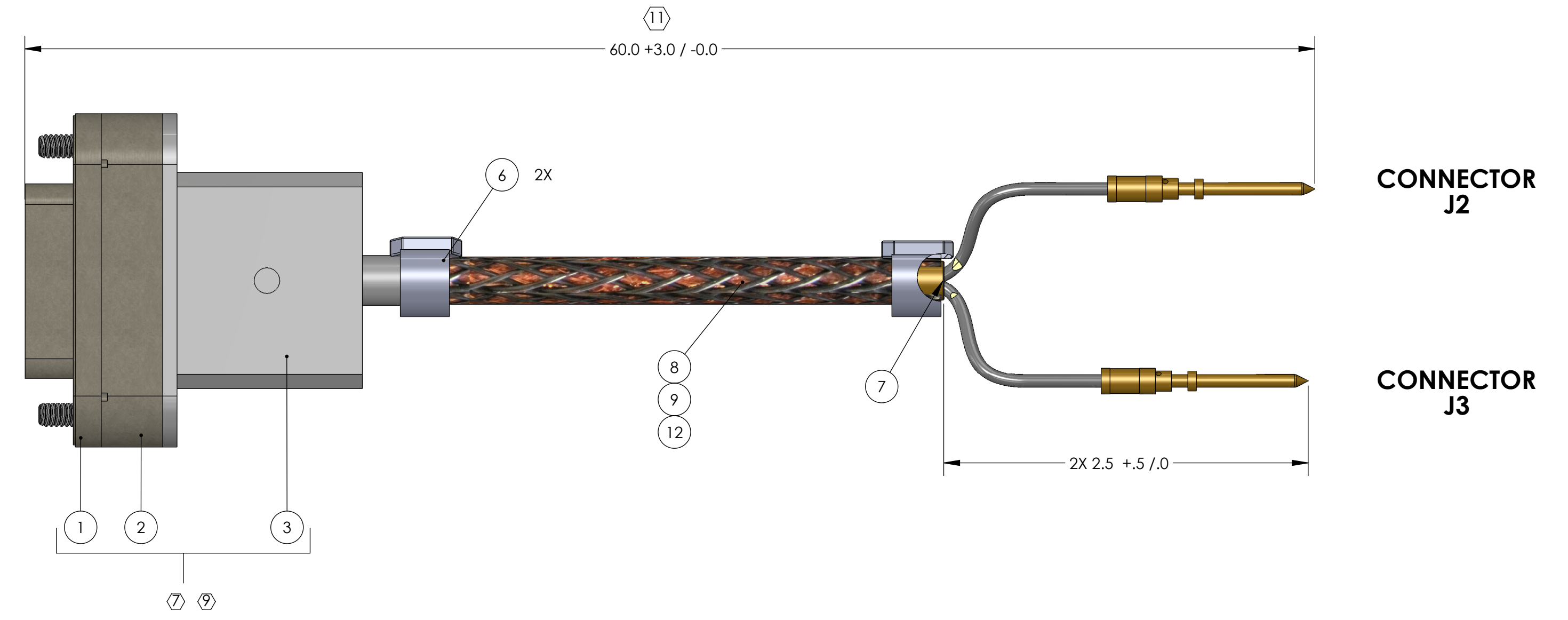
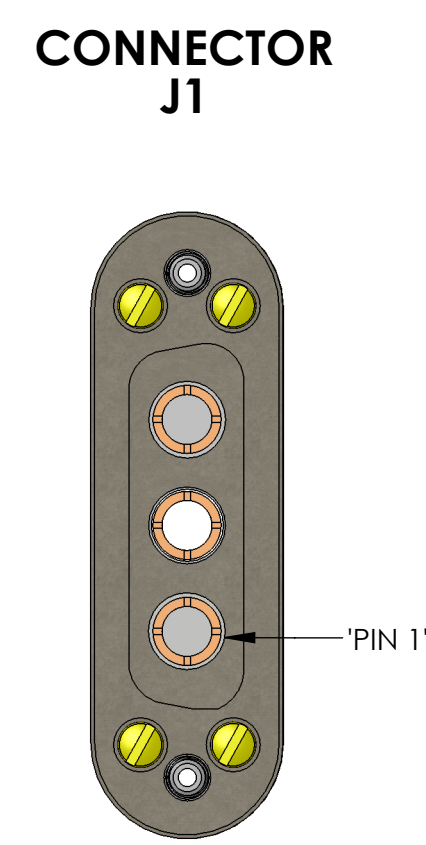


REV.	DATE	DCN #	DRAWING TREE #
v1	08 FEB 2011	-	-
v4	18 JUL 2012	E1200711-v1	-
-	-	-	-

5. CABLE IDENTIFICATION: IDENTIFY PER STATEMENT OF WORK.
- ⑦ MATERIAL:
- a. J1 CONNECTOR SHELL - PEEK VICTREX 450GL30.
 - b. BACKSHELL - STAINLESS STEEL WITH VENT HOLE.
 - c. CONTACTS - BERYLLIUM COPPER ALLOY C17300, 0.000050 MIN. GOLD OVER NICKEL.
 - d. HARDWARE - STAINLESS STEEL, PASSIVATED.
 - e. PEEK BRAID - PEEK VICTREX GRADE TDS-450CA30 CARBON LOADED.
- ⑧ CABLE: 2 COND. 14 AWG, (STRANDED), WITH 2 LAYERS OF KAPTON TAPE. OVERALL 40AWG COPPER BRAID 50% COVERAGE. OVERALL PEEK BRAID MIN. 50% COVERAGE. OVERALL CABLE O.D. WILL BE APPROX. 0.240 IN.
- ⑨ CONNECTORS WILL BE SUPPLIED WITH HARDWARE. LENGTH OF SCREWS SHOULD BE THE PROPER LENGTH FOR MATING.
- ⑩ INDICATED LENGTH IS FROM PIN TIP TO PIN TIP. USE APPROPRIATE LENGTH TO COMPENSATE FOR THE INTERNAL WIRING OF THE CONNECTORS AND STRIP LENGTH.
- ⑪ INDICATED LENGTH IS FROM SPACER TO PIN TIP.
- ⑫ INDICATED DIMENSIONS SHOWN FOR REFERENCE ONLY.

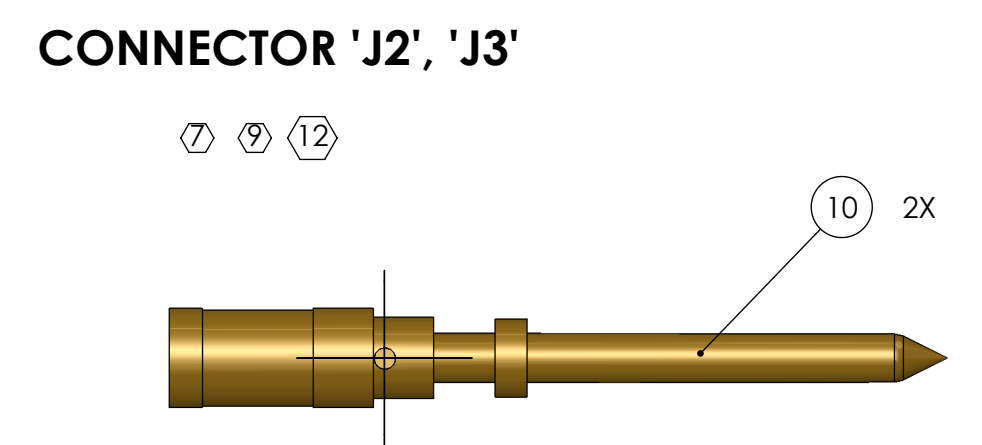
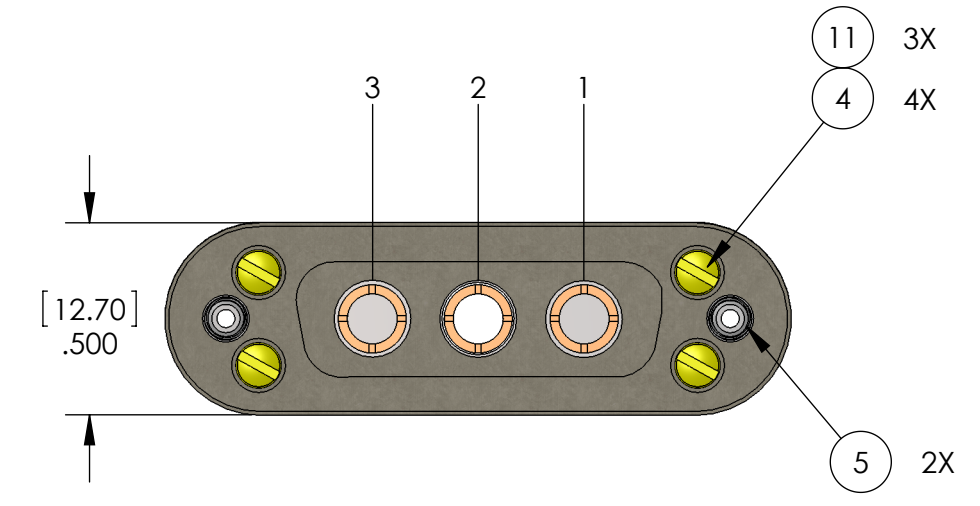


V-DB3 F/S1-40-2_PIN-94B8812 M/X		
STANDARD USE FOR THIS CABLE		
SUBSYSTEM	AIR / VAC	STANDARD USE
SEI	IN-VAC	QUAD SUSPENSION PUM



V3A-60 CABLE ASSEMBLY CIRCUIT SUMMARY
V-DB3 F/S1-60-PIN-94B8812 M/X

FROM 'J1'		TO		REMARKS
PIN	WIRE NAME	PIN		
1	SHIELD	END OF CABLE		COPPER BRAID
2	WIRE 1	J2		-
3	WIRE 2	J3		-



CRIMP PIN NEWARK PART NO.: 94B8812
 CRIM PIN MANUFACTURER PART NO.: TB09150006126
 CRIMPING TOOL: HARTING #79K0525
 WIRE STRIPPING LENGTH: .236 (6mm) APPROX.

ITEM NO.	PART NUMBER	DESCRIPTION	MATERIAL	QTY.
12		WIRE, 14 AWG	SEE NOTE 8	A/R
11	038-5001-0812 TICOR OR EQ.	SIZE 08 SOCKET CONTACT, 12 CRIMP BARREL	SEE NOTE 7	3
10	94B8812 NEWARK	CONTACT, MALE, 14AWG, CRIMP		2
9	6759	PEEK OVERBRAID, 50% COVERAGE MIN.	ZEUS, .016 BLK PEEK DRAWN MONOFILAMENT	A/R
8	24X3X40BC CONTINENTAL CORDAGE	1/8 DIA. COPPER BRAID, 50% COVERAGE		A/R
7		SPACER, 3/16 OD X .25 LG.		1
6	600-052 GLENAIR OR EQ.	BRAID CLAMPING BAND, .24 WIDE	SSTL	2
5	013-2702-0000 TICOR OR EQ.	SCREW, SHC, 4-40 X .305 LG., VENTED	SSTL	2
4	013-2701-0001 TICOR OR EQ.	SCREW, FILLISTER HEAD, 1-72 X .450 LG., SLOTTED	SSTL	4
3	040-2724-1501 TICOR OR EQ.	UHV CONNECTOR BACKSHELL	SEE NOTE 7	1
2	034-1002-1503 TICOR OR EQ.	UHV CONTACT RETAINER, SUBD9, SHIELDED	SEE NOTE 7	1
1	034-1001-1503 TICOR OR EQ.	UHV CONNECTOR INTERFACE, SUBD9, SHIELDED (FEMALE)	SEE NOTE 7	1

NOTES AND TOLERANCES: (UNLESS OTHERWISE SPECIFIED)

- INTERPRET DRAWING PER ASME Y14.5-1994.
- REMOVE ALL SHARP EDGES, .005-.015, FOR MACHINED PARTS. ROUND ALL EDGES APPROXIMATELY R.02 FOR SHEET METAL PARTS.
- DO NOT SCALE FROM DRAWING.
- ALL MACHINING FLUIDS MUST BE FULLY SYNTHETIC, FULLY WATER SOLUBLE AND FREE OF SULFUR, SILICONE, AND CHLORINE.

DIMENSIONS ARE IN INCHES

TOLERANCES:
 .XX ± .10
 .XXX ± .005

ANGULAR ± .5°

MATERIAL	FINISH
N/A	N/A μinch

LIGO CALIFORNIA INSTITUTE OF TECHNOLOGY MASSACHUSETTS INSTITUTE OF TECHNOLOGY

SYSTEM: ADVANCED LIGO SUB-SYSTEM: SEI

PART NAME: CUSTOM CABLE SPECIFICATION, V3A-60

DESIGNER	DATE	SIZE	DWG. NO.	REV.
B.ABBOT	08 FEB 2011	D	D1100151	v4

CHECKER: SEE DCC
 APPROVAL: SEE DCC

SCALE: NTS PROJECTION: SHEET 1 OF 1

D1100151 ALIGO, SEI, CUSTOM CABLE SPECIFICATION V3A-60, PART PDM, REV: X.000, DRAWING PDM, REV: X.001