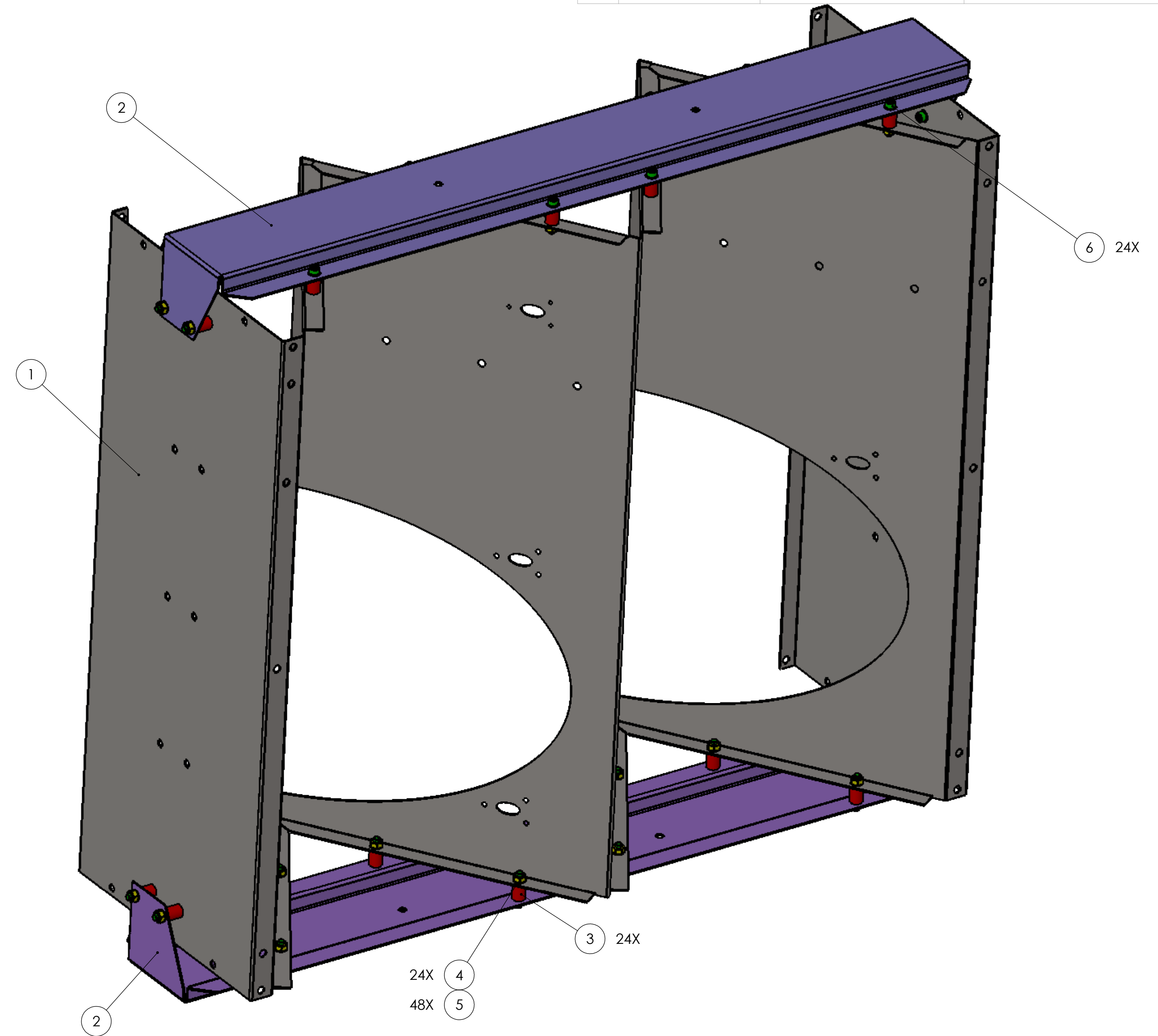
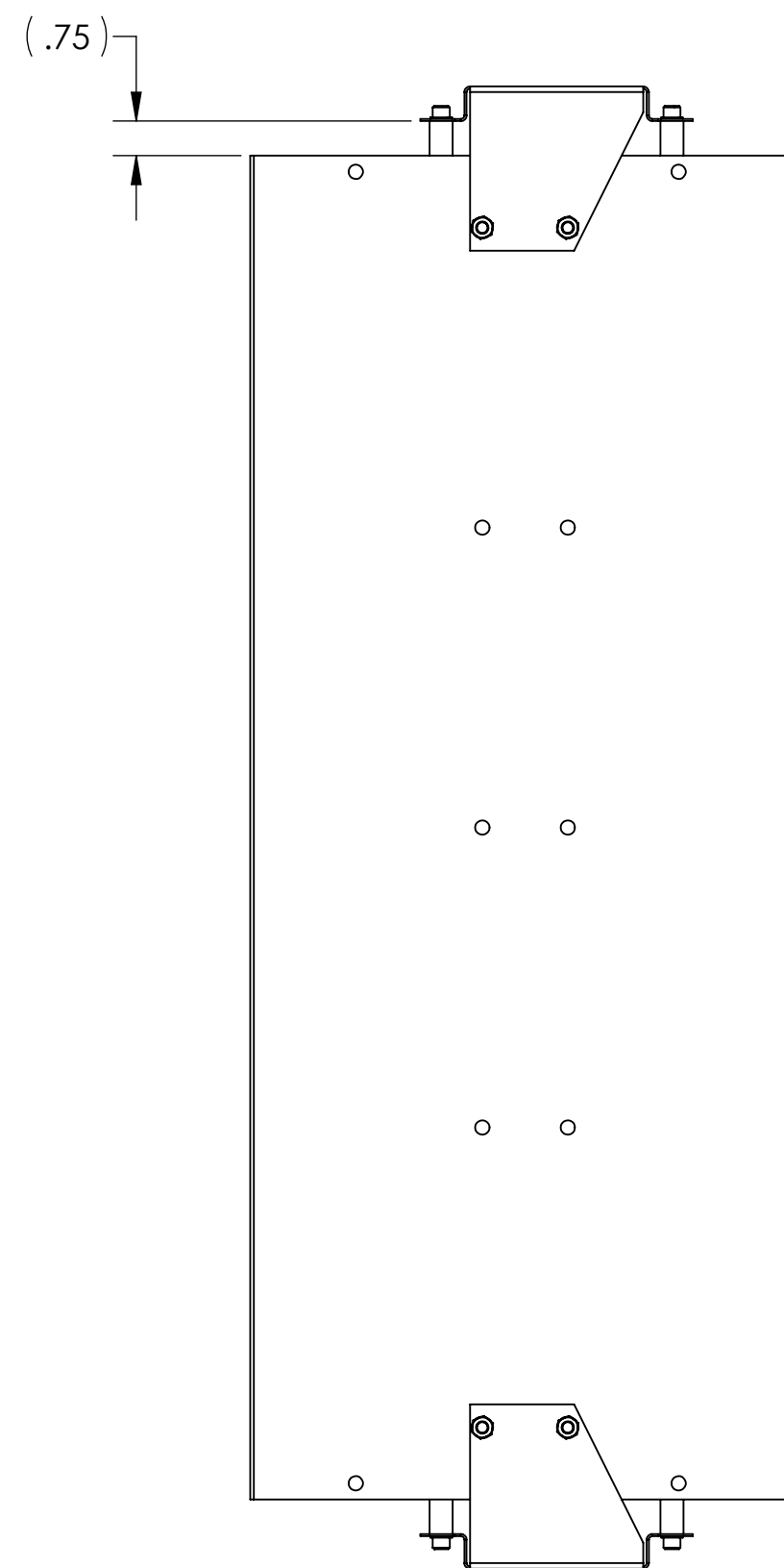
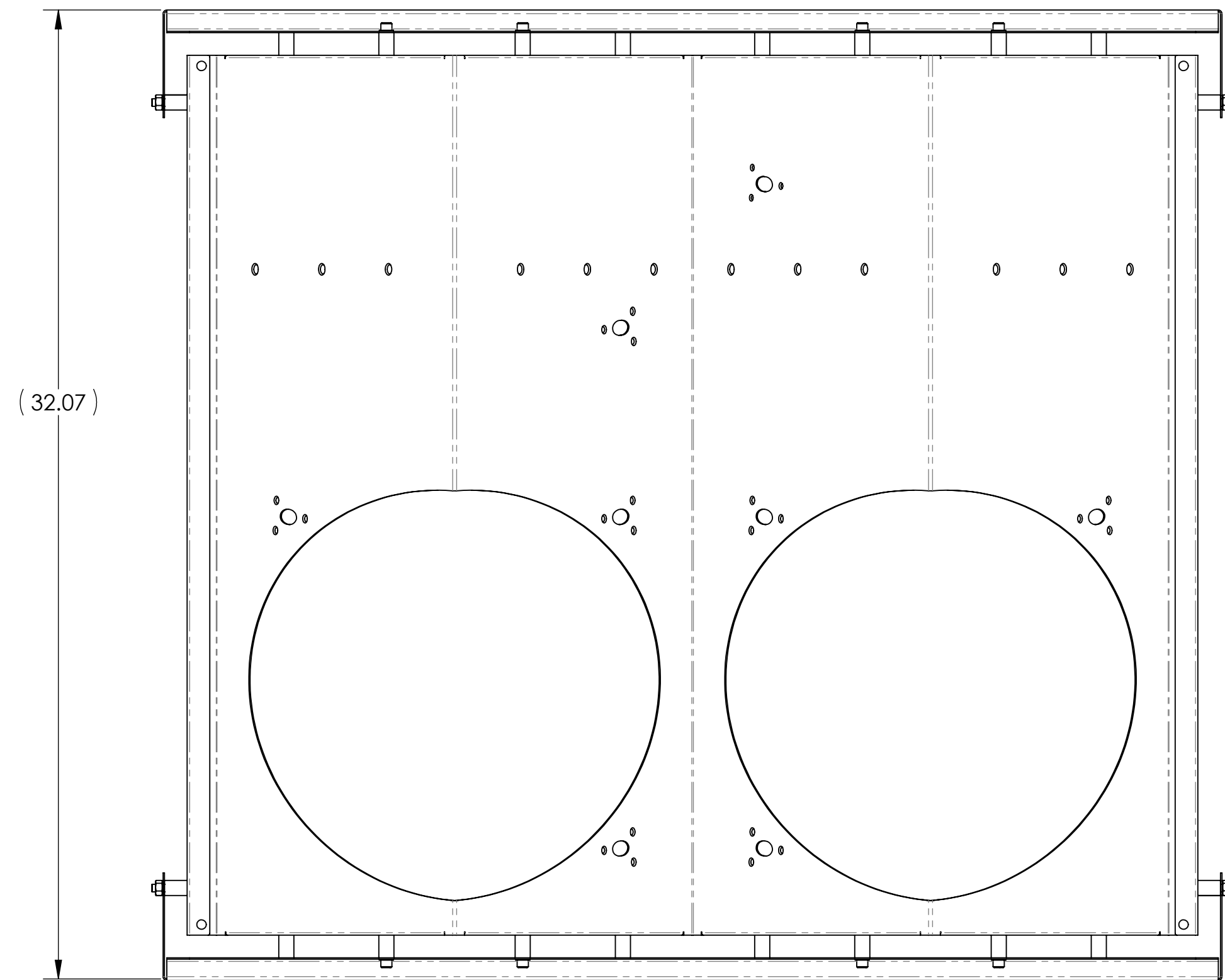
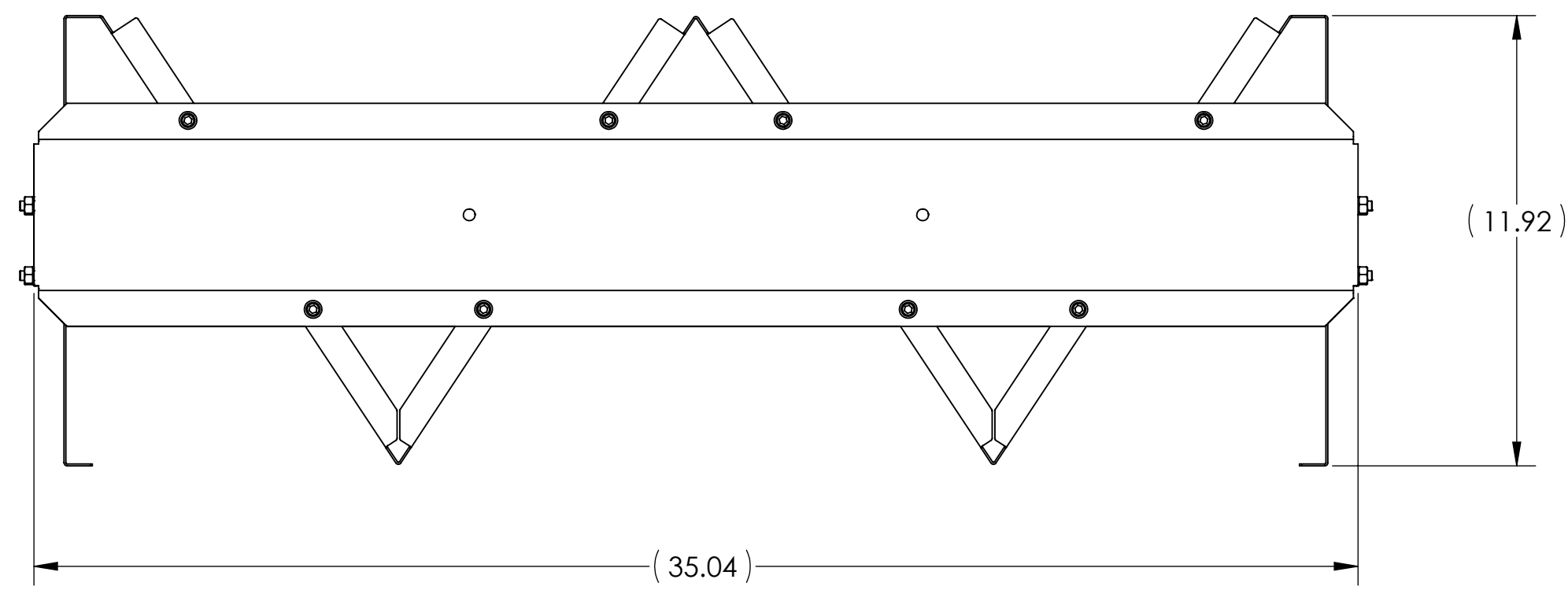


REV.	DATE	DCN #	DRAWING TREE #
v1	11 FEB 2011	E1100258	-
-	-	-	-
-	-	-	-

NOTES:



ITEM NO.	PART NUMBER	DESCRIPTION	MATERIAL	REQ	SPARE	TOTAL
6	C-2020-NA	SCREW, SOCKET HEAD CAP, 1/4-20 UNC-2A X 1.25 LONG, FULLY THREADED	Ag-PLATED 300 SSSL	24		24
5	WF-25	FLAT WASHER 1/4 SCREW SIZE	18-8 SSSL	48		48
4	N-2520	HEX NUT, 1/4-20	300 SSSL	24		24
3	D1100078	SPACER TUBE	304, 316 OR 302 SSSL	24		24
2	D1100074	ACB INNER SKIN PORCELAIN HANGING FIXTURE	18 GAUGE 304 SSSL	2		2
1	D1000973	ARM CAVITY BAFFLE SKIN	18 GAUGE, 304 SSSL	1		1

NOTES AND TOLERANCES: (UNLESS OTHERWISE SPECIFIED)	
1. INTERPRET DRAWING PER ASME Y14.5-1994.	
2. REMOVE ALL SHARP EDGES, R.02 MIN.	
3. DO NOT SCALE FROM DRAWING.	
4. ALL MACHINING FLUIDS MUST BE FULLY SYNTHETIC, FULLY WATER SOLUBLE AND FREE OF SULFUR, SILICONE, AND CHLORINE.	
MATERIAL	N/A
FINISH	N/A μinch
ANGULAR ± °	
DIMENSIONS ARE IN INCHES	
TOLERANCES:	
.XX ±	
.XXX ±	

LIGO CALIFORNIA INSTITUTE OF TECHNOLOGY
MASSACHUSETTS INSTITUTE OF TECHNOLOGY

SYSTEM: ADVANCED LIGO SUB-SYSTEM: AOS

NEXT ASSY: -

PART NAME		ENAMEL HANGING FIXTURE ASSY	
DESIGNER	N.Nguyen	07 FEB 2011	SIZE DWG. NO.
DRAFTER	N.Nguyen	15 Mar 2011	D D1100075
CHECKER	M. Smith	21 Mar 2011	REV. v2
APPROVAL	D. Coyne	25 Mar 2011	SCALE: 1:1 PROJECTION: SHEET 1 OF 1

D1100075_AudiGO_AOS_Porcelain Hanging Fixture Assy, PART FDM REV: X008, DRAWING FDM REV: X011