

NOTES: UNLESS OTHERWISE SPECIFIED

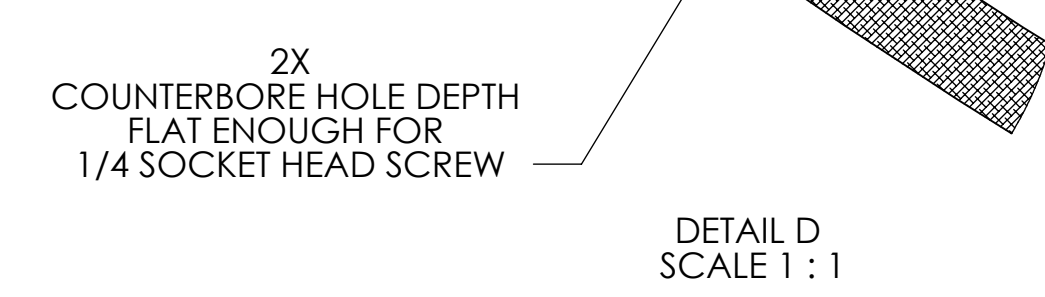
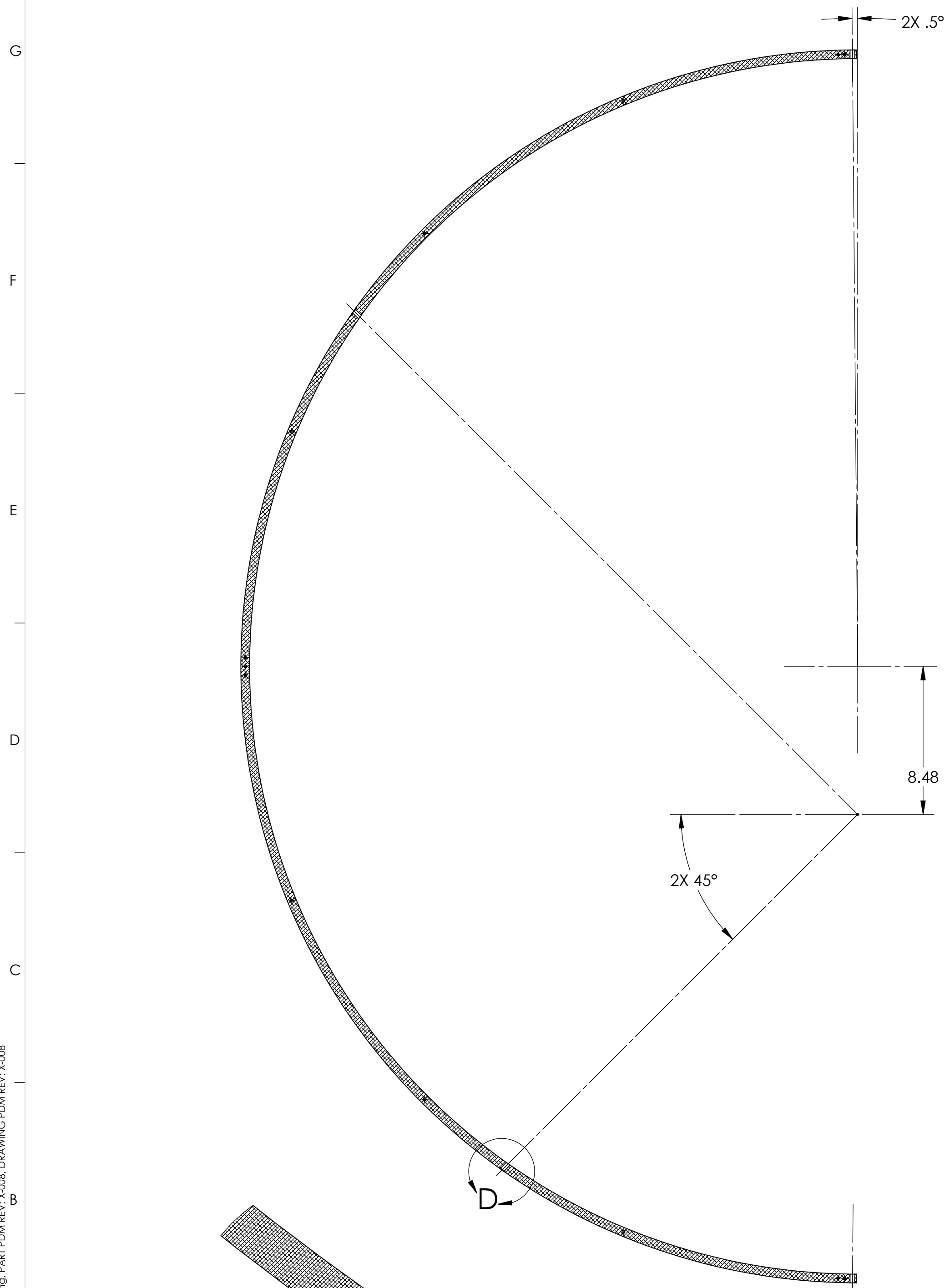
1. INTERPRET DRAWING PER ASME Y14.5-1994.
2. REMOVE ALL SHARP EDGES 0.005" TO 0.015".
3. DO NOT SCALE FROM DRAWING.
4. ALL MACHINING FLUIDS MUST BE FULLY SYNTHETIC, FULLY WATER SOLUBLE AND FREE OF SULFUR, SILICONE, AND CHLORINE. REFER TO LIGO E0900237 FOR LIST OF APPROVED COOLANTS.
5. SCRIBE, ENGRAVE (A VIBRATORY TOOL MAY BE USED), LASER MARK OR MECHANICALLY STAMP (NO INKS OR DYES) DRAWING PART NUMBER, REVISION (AND VARIANT OR "TYPE" IF APPLICABLE) ON NOTED SURFACE OF PART FOLLOWED ON THE NEXT LINE WITH A THREE DIGIT SERIAL NUMBER. SERIAL NUMBERS START AT 001 FOR THE FIRST ARTICLE AND PROCEED CONSECUTIVELY. USE MINIMUM 0.12" HIGH CHARACTERS, UNLESS THE SIZE OF THE PART DICTATES SMALLER CHARACTERS.
EXAMPLE: DXXXXXX-VY, TYPE-XX, S/N XXX
6. MACHINE ALL SURFACES TO REMOVE OXIDES AND MILL FINISH. USE OF ABRASIVE REMOVAL TECHNIQUES IS NOT ALLOWED. REFER TO LIGO-E0900364
7. DIMENSIONS APPLY BEFORE PORCELAIN COATING UNLESS SPECIFIED.

8. ALL PARTS SHALL BE MANUFACTURED IN ACCORDANCE WITH LIGO SPECIFICATION E0900364.

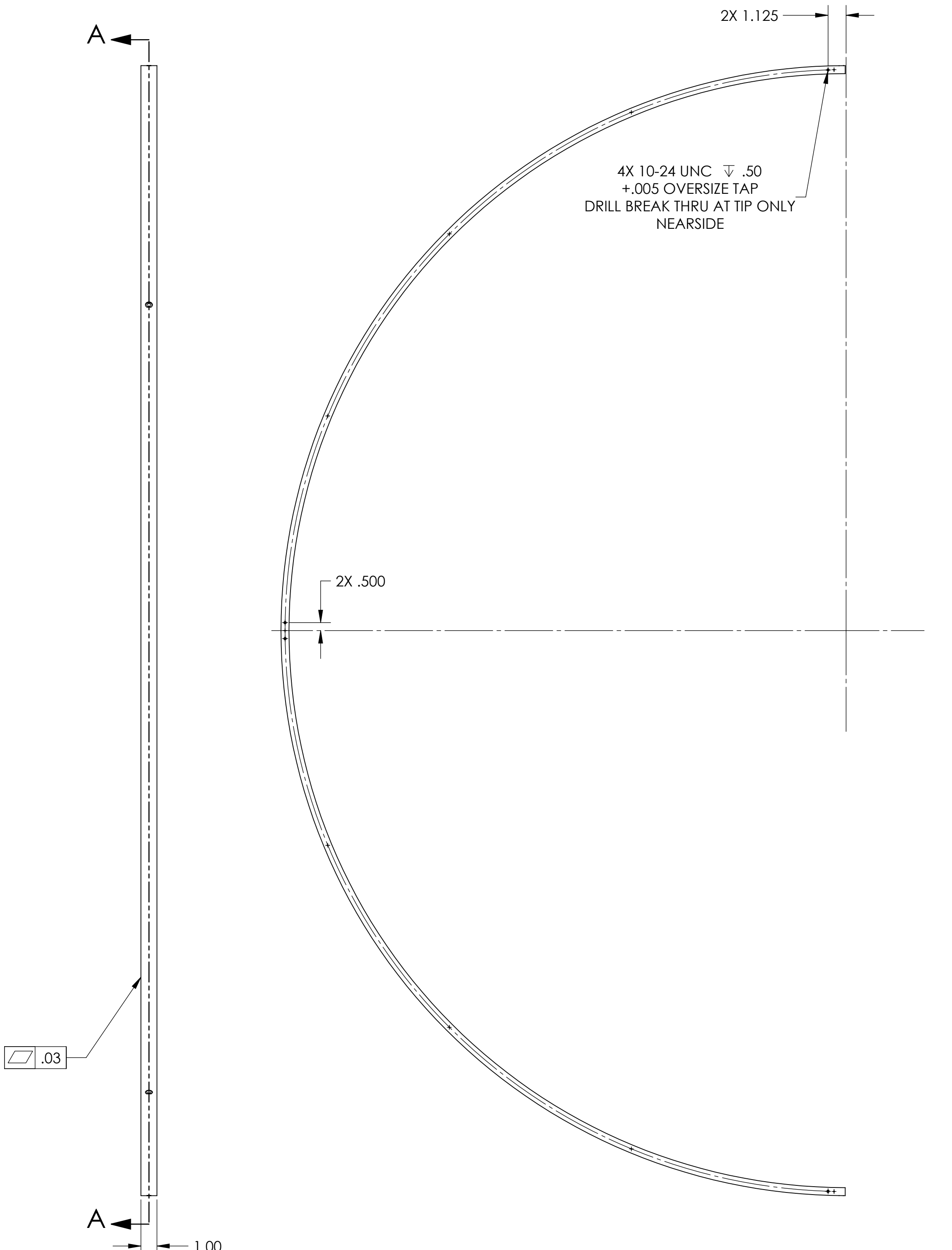
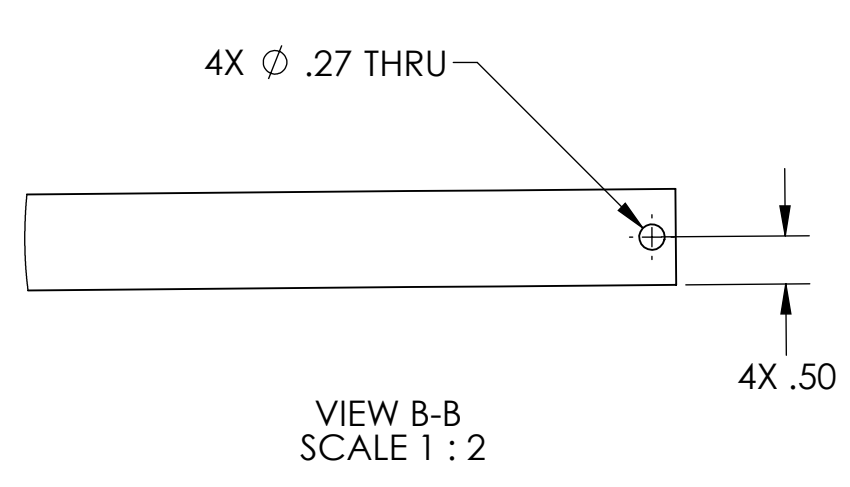
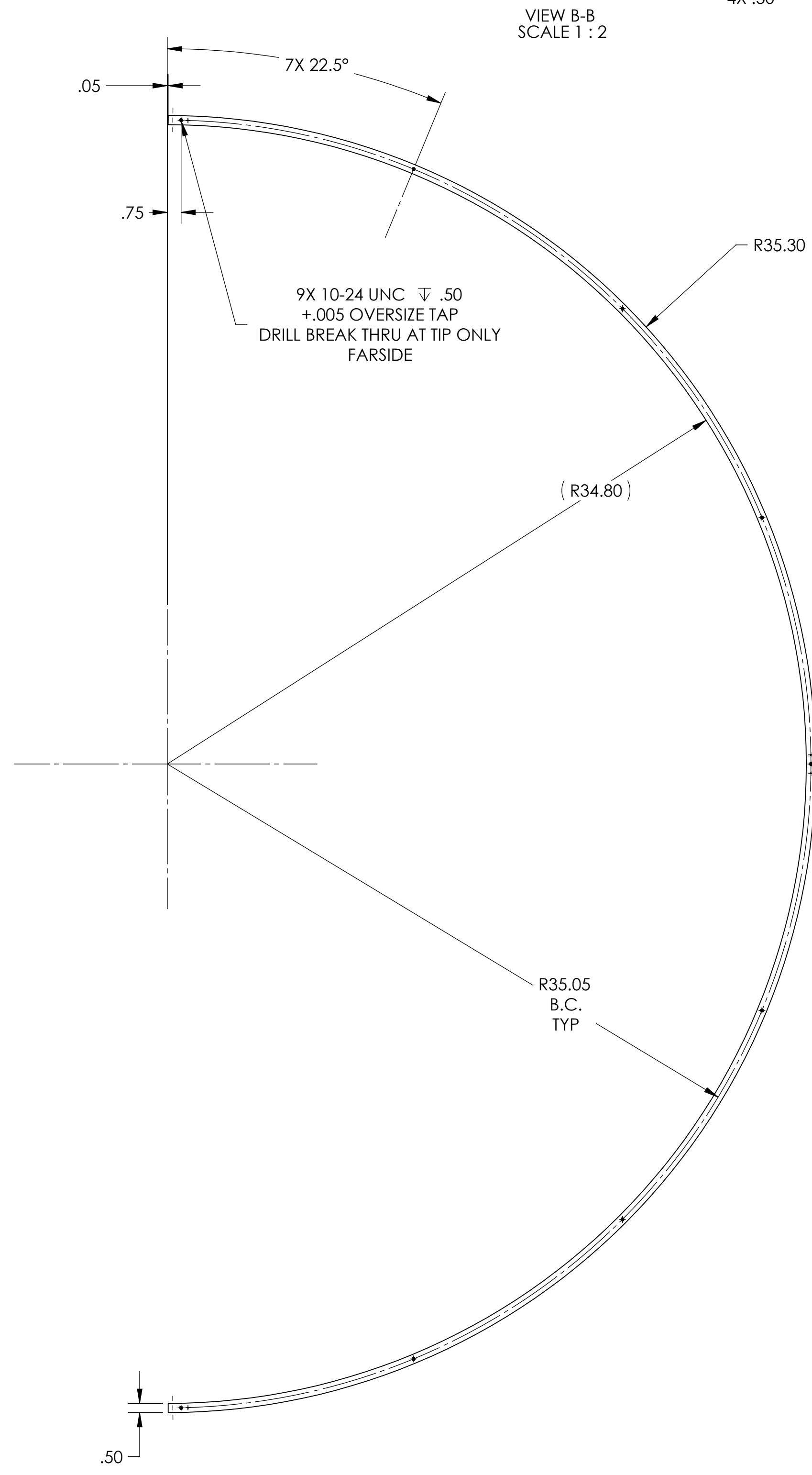
9. PART WILL BE PORCELAIN COATED PER LIGO SPECIFICATION E1000083 AFTER FABRICATION. THE INDICATED HOLES WILL BE MASKED PRIOR TO PORCELAIN COATING TO APPROXIMATELY 2.5-3X HOLE DIAMETER CENTERED ON BOTH SIDES OF THE HOLE.

10. ALL MATERIAL IS TO BE VIRGIN MATERIAL (I.E. NO WELD REPAIRS, PLUGS OR RECYCLED MATERIAL). NO REPAIRS SHALL BE MADE UNLESS APPROVED IN ADVANCE AND IN WRITING, BY LIGO LABORATORY. REFER TO LIGO-E0900364.

REV.	DATE	DCN #	DRAWING TREE #
-	-	-	-
-	-	-	-
-	-	-	-



SECTION A-A



NOTES AND TOLERANCES: (UNLESS OTHERWISE SPECIFIED)

DIMENSIONS ARE IN INCHES

TOLERANCES:
.XX ± .01
.XXX ± .005

ANGULAR ± 0.5°

MATERIAL	304, 316 OR 302 SSTL	FINISH	(9)
----------	----------------------	--------	-----

LIGO CALIFORNIA INSTITUTE OF TECHNOLOGY
MASSACHUSETTS INSTITUTE OF TECHNOLOGY

SYSTEM	ADVANCED LIGO	SUB-SYSTEM	AOS
NEXT ASSY	D1003384		

PART NAME				LOWER BAFFLE RING			
DESIGNER	TQ. NGUYEN	22 DEC 2010	SIZE	DWG. NO.	REV.		
DRAFTER	TQ. NGUYEN	11 JAN 2011	D	D1003386	v1		
CHECKER	M. SMITH		SCALE: 1:5	PROJECTION:	SHEET 1 OF 1		
APPROVAL	D. COYNE						