

New Folder Name The Spectrum Analyzer

To get the plots printed on the laser-printer, one proceeds in the following way: Assume that the plotting program commands are stored in a file called "smfile.m". To get the plots printed all one has to do is to give the command: "sm -m smfile.m". The plot will be printed on the laser printer.

Where are these programs?

The "executable" versions of these programs are stored in the "/usr/local/bin" directory on the laboratory computer and they are called "save_spect" and "extract". The source codes of the programs are stored in the "/usr/local/src/gpib" directory of the laboratory computer and they are called "save_spect.c" and "extract.f". Note that "save_spect.c" is written in the language "C", but "extract.f" is written in the language "FORTRAN". The program "extract" can be compiled to run on our SUN computers, but "save_spect" can only run on the laboratory computer as only that machine has the necessary hardware to accomplish the data transfers. This is not a limitation since the data files can be transferred among all of our computers once they are stored on the laboratory computer.

How do we get these installed at MIT?

That is also extremely easy. Copy the files "extract.f", "save_spect.c" and "Makefile" in the directory "/usr/local/src/gpib" directory of the laboratory computer to a directory on the MIT laboratory computer. Edit the "Makefile" to change "-DWEST_COAST" into "-DEAST_COAST". If the GPIB address of the spectrum analyzer is different from "20", also change "-DEQUIPM_ADDRESS=20" into "-DEQUIPM_ADDRESS=XX" where XX is the GPIB address of the spectrum analyzer at MIT. Then, execute the command "make all". The programs "save_spect" and "extract" will be automatically generated.

Are there any nitty-gritty details we have to know??

There are only two of them. When you type a file name in response to the file name request from the "extract" program to store the "sm" commands, you should type a file name with a length less than or equal to 12 characters. The program will then generate a file with a name equal to the name you typed in with ".m" appended at the end. You should then feed this new file name to the "sm" program. For example, if the file name you typed in is "smfile", you execute the "sm" program by typing "sm -m smfile.m". Also, make sure that the ".sm" file in your directory does not have a line like "device x11". If it has, delete it.

The other important thing to remember is that the "save_spect" program saves only the DISPLAYED data on the active trace of the spectrum analyzer. This means that if

the function you invoke generates both real and imaginary parts of the spectrum (as in a transfer function), you have to display these parts separately and save them. For example, you can display the magnitude and save it, then you can display the phase and save it. Alternatively, you can display the real part and save it, and then you can display the imaginary part and save it as well. Since the power spectra are real, they have to be saved only once.

Should we use these programs now?

Yes, by all means. You have nothing to lose by using them. You can still store your important spectra using the old ways as well until your confidence builds up. Please send your comments to me in the form of electronic mail. I will improve the programs based on these comments. But, in order for your comments to be really useful, you should use these programs. That way, they will get thoroughly tested. I do not have the time to sit and go through every possible state of the spectrum analyzer as this will take weeks.

Are there any examples of output?

Yes. Examples of the output, as well as the full source code listing of the programs are given at the end of this document. The listing labeled as "testfile" shows the typical file generated by the "save_spect" program. Most of the trace data are removed to keep the file short. The listing labeled as "datafile" is the plot data generated from "testfile" by the "extract" program. Again, not all the trace data are shown. The listing labeled as "smfile.m" shows the "sm" command generated by the "extract" program. It is shown in its entirety. The next plot is generated by the command "sm -m smfile.m". The other plots are similar test plots. The listing labeled as "Makefile" is the "Makefile" listing used in the installation. This is followed by the source code listings of "save_spect.c" and "extract.f"

```
**DEVICE: HP 3563A**
**DATE AND TIME: Wed Oct 24 22:17:23 1990 PDT**
**COMMENTS: This is a test file.
**COORDINATE HEADER**
Y coordinates: dB
Number of display elements: 801
First element: 0
Total number of elements: 801
Display sampling: Not sampled (Number of displayed elements = Total number of elements)
Scaling: X and Y are fixed scale.
Data pointer: 6
In data: 6
Log or Linear x-axis? ( 1 or 0): 1
Sampled display data? (1=yes, 0=no): 0
Plot or graph mode? (1 or 0): 0
Phase wrap? (1=yes, 0=no) : 0
X scale factor: 1.000000
Grid minimum Y scale: -6.643854
Grid maximum Y scale: 6.643854
Y amount per division: 1.660964
Minimum value of data: -4.015350
Maximum value of data: 4.141708
Y cumulative minimum: 0.000000
Y cumulative maximum: 16.794922
Y scale factor: 6.020599
Stop value: 99999.694455
Left grid limit: 100.000024
Right grid limit: 99999.694455
Left data limit: 100.000024
Right data limit: 99999.694455
**END OF COORDINATE HEADER**
**DATA HEADER**
Displayed function: Frequency response
Number of elements: 801
Number of displayed elements: 801
Number of averages: 10
Channel selection: Channel 1 & 2
Overload status: No channels
Overlap percentage: 0
Domain: Frequency
Volts (peak or RMS): Volts (indicates peak only)
Amplitude units: No amplitude units
X-axis units: Hertz
Auto math label: AUTO MATH
Trace label:
EU label on active trace:
EU label on other trace:
Float or Integer? (1 or 0): 1
Complex or real? (1 or 0): 1
Live or recalled? (1 or 0): 1
Result of math operation? (1=yes, 0=no): 0
Real or complex input? (1 or 0): 0
Logarithmic or linear data? (1 or 0): 1
Auto Math? (1=yes, 0=no): 0
Real Time status? (1=yes, 0=no): 0
Measurement mode: Swept sine
Window type: Uniform
Channel 1 demodulator type: AM
Channel 2 demodulator type: AM
Channel 1 demodulator active? (1=yes, 0=no): 0
Channel 2 demodulator active? (1=yes, 0=no): 0
Average status: Averaged
(Sampling freq)/2 (real): 0.000000
(Sampling freq)/2 (imaginary): 800.000000
```

Delta X-axis: 0.003750
Maximum range (for scaling): 1.000000
Start time value: 0.000000
Exponential window constant 1: 0.000000
Exponential window constant 2: 0.000000
EU value (channel 1): 1.000000
EU value (channel 2): 1.000000
Trigger delay (channel 1): 0.000000
Trigger delay (channel 2): 0.000000
Start frequency value: 100.000024
Start data value: 100.000024

END OF DATA HEADER

START OF SCALED DATA

2.000000	9.879292
2.003750	7.784447
2.007500	5.690429
2.011250	0.691575
2.015000	-4.307371
2.018750	-0.076433

. A lot of data removed

4.969999	4.853888
4.973749	6.835277
4.977499	8.816849
4.981249	-2.896477
4.984999	-14.609710
4.988749	-15.957215
4.992499	-17.304905
4.996249	-4.255558
4.999999	8.793882

END OF DATA

2.000000 9.879292
2.003750 7.784447
2.007500 5.690429
2.011250 0.691575
2.015000 -4.307371
2.018750 -0.076433

. A lot of data removed

4.969999 4.853888
4.973749 6.835277
4.977499 8.816849
4.981249 -2.896477
4.984999 -14.609710
4.988749 -15.957215
4.992499 -17.304905
4.996249 -4.255558
4.999999 8.793882

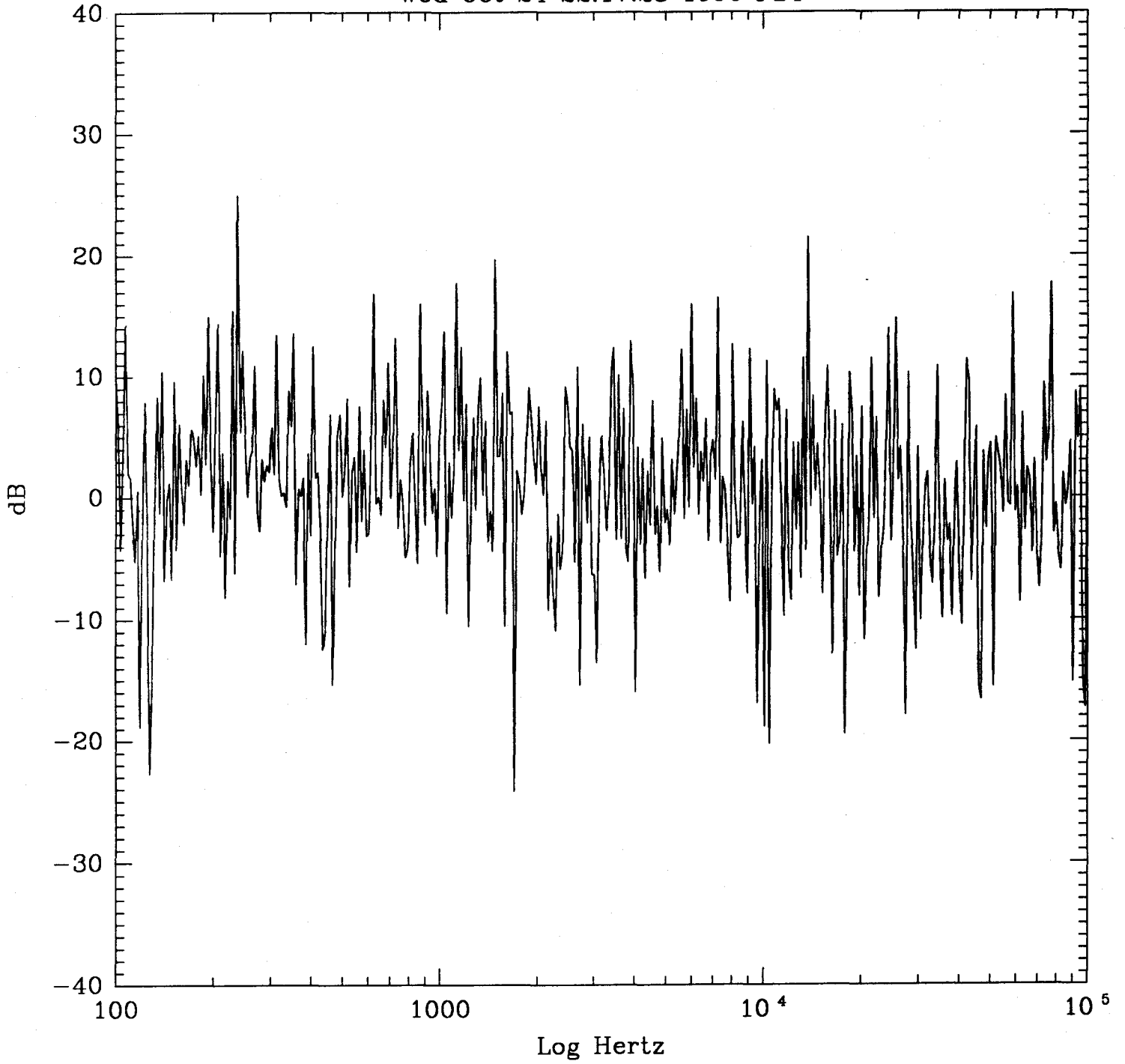
90/10/24
23:25:33

smfile.m

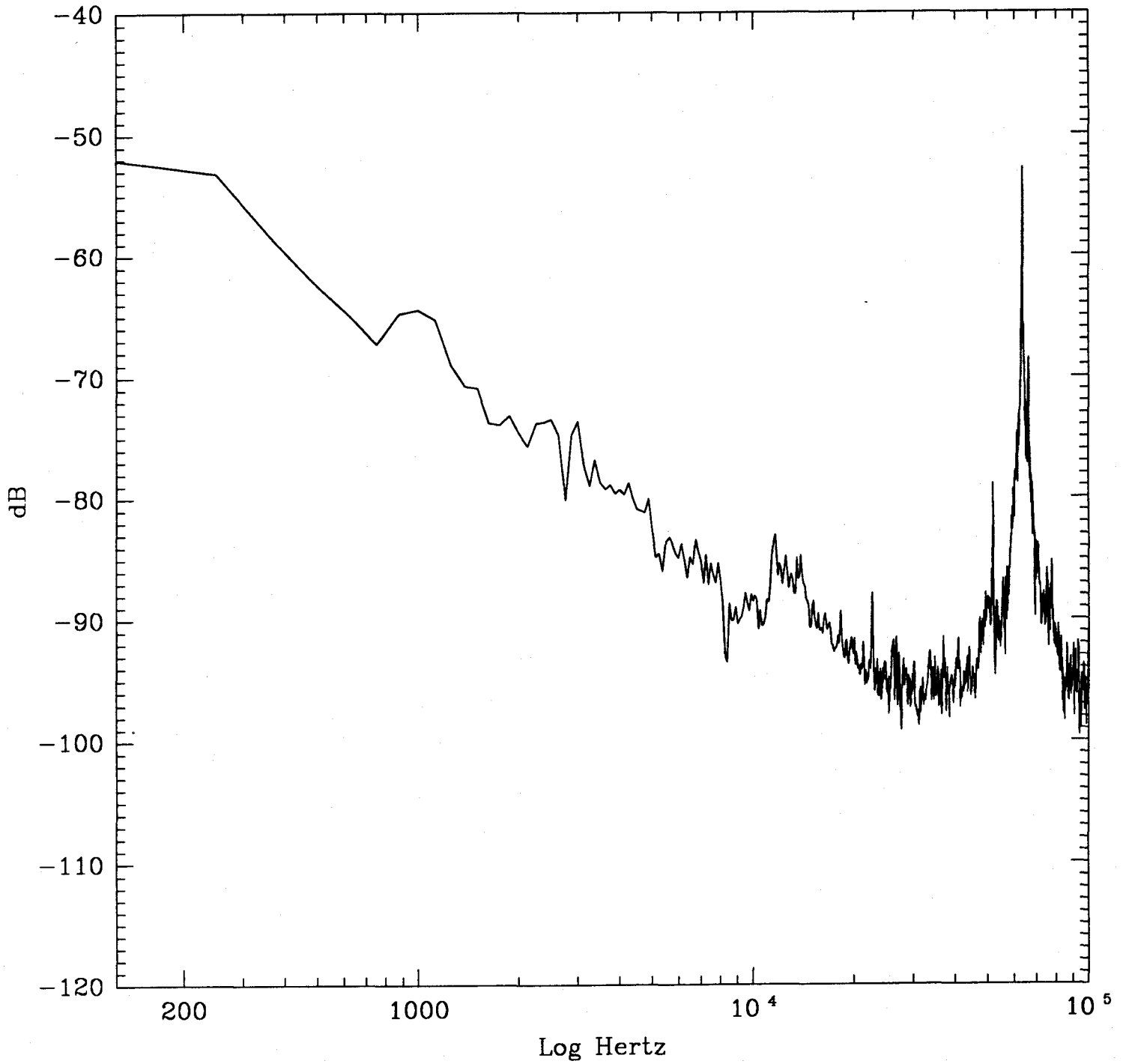
1

```
smfile
device postscript
expand 1.0001
limits      2.0      5.0  -40.0   40.0
ticksize   -.10E+01 0.10E+02 0.10E+01 0.10E+02
box
xlabel Log Hertz
ylabel dB
relocate    3.5    43.2
putlabel 8 Frequency response
relocate    3.5    40.5
putlabel 8 Wed Oct 24 22:17:23 1990 PDT
data datafile
read x 1
read y 2
connect x y
hardcopy
quit
```

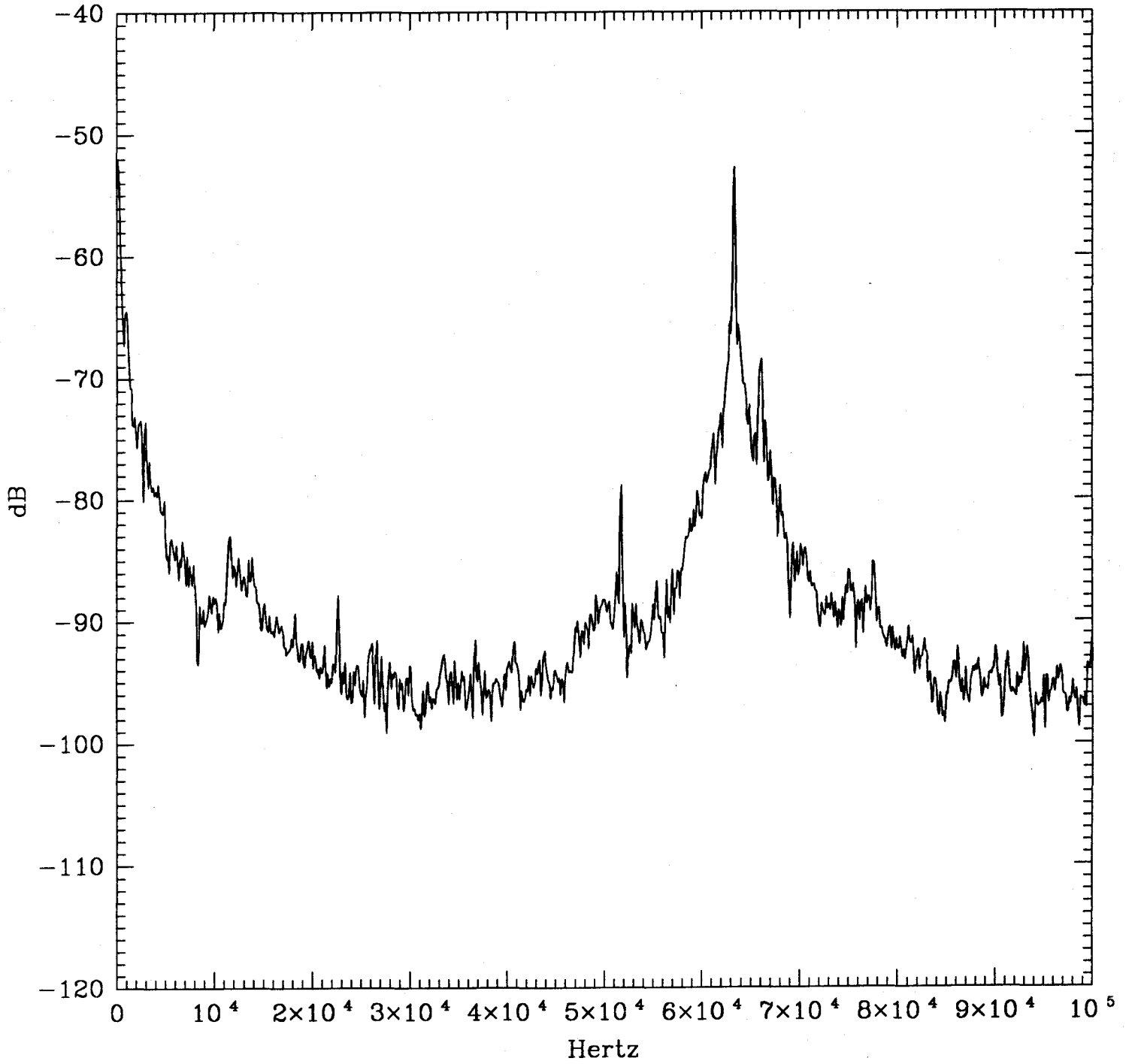

Frequency response
Wed Oct 24 22:17:23 1990 PDT



Power spectrum 1
Wed Oct 24 22:28:26 1990 PDT



Power spectrum 1
Wed Oct 24 22:23:13 1990 PDT



90/10/24
23:25:30

Makefile

1

all : save_spect extract

extract : extract.f

f77 -u -o extract extract.f

rm -f extract.o

save_spect : save_spect.c

cc -DWEST_COAST -DEQUIPM_ADDRESS=20 save_spect.c -o save_spect -lmr -lm -fpp

90/10/24
23:25:32

save_spect.c

1

```
#include <mr.h>
#include <math.h>
#include <stdio.h>
#include <time.h>

#define EQUIPM_NAME "HP 3563A"
#define ONLY_CNTRLR_LISTENS 0
#define GPIB_PATH "/dev/dacp0/gpib0"

#ifdef WEST_COAST
#define STANDARD_TIME "PST"
#define DAYLIGHT_TIME "PDT"
#endif

#ifdef EAST_COAST
#define STANDARD_TIME "EST"
#define DAYLIGHT_TIME "EDT"
#endif

int number_of_elem;
int complex_data;
int logarithmic_data;
int log_x_axis;

float delta_x_axis;
float x_scale_factor;
double left_data_limit;
double right_data_limit;
float y_scale_factor;

FILE *data_file;

main() {
    int pathno= -1;
    int charcount, maxcount=80, nlisteners=1;
    int *listeners, i, len;
    char devpath[80];
    char *dummy;
    char msgbuffer[80], file_name[80], comment[256];
    unsigned char *inp_data, temp_inp;
    unsigned char *i_p_ptr = inp_data;
    float delta_data;

    int it();
    long int lng_it();
    float ril();
    double lng_ril();
    char *strg();
    void prt_data_header(), prt_coord_header();

    printf ("\n\n");
    printf ("This program saves the displayed data on the %s\n",EQUIPM_NAME);
    printf ("Spectrum Analyzer. The HPIB address of the analyzer should\n");
    printf ("be set to %d and the HPIB mode should be set to \"ADDRESS ONLY\".\n",
        EQUIPM_ADDRESS);
    printf ("\n");
    printf ("          Version 1.0          October 22, 1990\n");
    printf ("Written by Yekta Gursel, based on a program by Noam Bernstein.\n\n");

    printf ("Please enter the file name for the data (14 characters max.): \n");
    dummy = gets(file_name);

    printf ("Please enter a comment string (256 characters max.): \n");
    dummy = gets(comment);

    listeners = (int *) malloc (nlisteners * sizeof (int));
    strcpy (devpath, GPIB_PATH);
    strcpy (msgbuffer, "DCBN");
    maxcount = strlen (msgbuffer);
    listeners [0] = EQUIPM_ADDRESS;

    mrribopen (&pathno, devpath);
    mrribenbremall (pathno);
    mrribsettimeout (pathno,32000);

    mrribsend (pathno, msgbuffer, maxcount, nlisteners, listeners);

    inp_data = (unsigned char *) malloc (4 * sizeof (unsigned char));
```

save_spect.c

```
mrireceive (pathno, inp_data, &charcount, 4,  
            EQUIPM_ADDRESS, ONLY_CNTRLR_LISTENS, listeners);  
len = it (&inp_data[2]);  
  
inp_data = (unsigned char *) malloc (156 * sizeof (unsigned char));  
mrireceive (pathno, inp_data, &charcount, 156,  
            EQUIPM_ADDRESS, ONLY_CNTRLR_LISTENS, listeners);  
  
data_file = fopen (file_name, "w");  
prt_coord_header (inp_data, comment);  
  
inp_data = (unsigned char *) malloc (168 * sizeof (unsigned char));  
mrireceive (pathno, inp_data, &charcount, 168,  
            EQUIPM_ADDRESS, ONLY_CNTRLR_LISTENS, listeners);  
  
prt_data_header (inp_data);  
  
inp_data = (unsigned char *) malloc ((len-(168+156)) * sizeof (unsigned char));  
mrireceive (pathno, inp_data, &charcount, (len-(168+156)),  
            EQUIPM_ADDRESS, ONLY_CNTRLR_LISTENS, listeners);  
  
mribose (pathno);  
  
fprintf(data_file, "***START OF SCALED DATA**\n");  
  
delta_data = (float) ((right_data_limit - left_data_limit) /  
                    ((double) (number_of_elem - 1)));  
  
if ((log_x_axis == 1) && (logarithmic_data != 1)) {  
    delta_data = (float) ((right_data_limit - left_data_limit) /  
                        ((double) (number_of_elem - 1)));  
  
    for (i=0; i<charcount; i+=4) {  
        fprintf (data_file, " %f %f\n",  
                log10((left_data_limit+(float) (i/4)*delta_data)*x_scale_factor),  
                y_scale_factor*ril (&inp_data[i]));  
    }  
}  
else if ((log_x_axis == 1) && (logarithmic_data == 1)) {  
    delta_data = (float) ((log10(right_data_limit) - log10(left_data_limit)) /  
                        ((double) (number_of_elem - 1)));  
  
    for (i=0; i<charcount; i+=4) {  
        fprintf (data_file, " %f %f\n",  
                (log10(left_data_limit)+(float) (i/4)*delta_data),  
                y_scale_factor*ril (&inp_data[i]));  
    }  
}  
else {  
    for (i=0; i<charcount; i+=4) {  
        fprintf (data_file, " %f %f\n",  
                (left_data_limit+(float) (i/4)*delta_data)*x_scale_factor,  
                y_scale_factor*ril (&inp_data[i]));  
    }  
}  
  
fprintf(data_file, "***END OF DATA**\n");  
  
fclose (data_file);  
  
}  
  
int it (x)  
unsigned char x[2];  
{  
    int out_val;  
    out_val = (x[1]+256*x[0]);
```

```
    return out_val;
}

long int lng_it (x)
    unsigned char x[2];
    {
    long out_val;
    out_val = (x[1]+256*x[0]+65536*x[3]+16777216*x[2]);
    return out_val;
}

double twoton(n)
int n;
{
    int m, i, value;

    if ( n == 0 )
        return ((double) 1.0);

    m = n;

    if ( m < 0)
        m = -m;

    value = 1;

    for (i=1;i<=m;i++)
        value=value*2;

    if (n < 0) {
        return(((double) 1.0) / ((double) value));
    }
    else {
        return((double) value);
    }
}

float ril (x)
    char x[4];
    {

    int i, exponent;
    float out_val;
    double mantissa;

    mantissa = ((double) x[0]) / ((double) 128.0) ;

    for (i=1; i<=2; i++) {
        exponent = 8*(i+1)-1;
        mantissa += ((double) ((unsigned char) x[i]))/twoton(exponent);
    }

    if (mantissa == 0.0) {
        out_val = 0.0;
    }
    else {
        exponent = (int) x[3];
        out_val = (float) (mantissa * twoton(exponent));
    }

    return out_val;
}

double lng_ril(x)
    char x[8];
```

```
{
    int i, exponent;
    double mantissa, dexponent, two, out_val;

    two = (double) 2.0;

    mantissa = ((double) x[0]) / ((double) 128.0) ;

    for (i=1; i<=2; i++) {
        exponent = 8*(i+1)-1;
        mantissa += ((double) ((unsigned char) x[i])) / twoton(exponent);
    }

    for (i=3; i<=6; i++) {
        dexponent = (double) (8*(i+1)-1);
        mantissa += ((double) ((unsigned char) x[i])) / pow(two, dexponent);
    }

    if (mantissa == 0.0) {
        out_val = 0.0;
    }
    else {
        exponent=(int) x[7];
        out_val = mantissa * twoton(exponent);
    }

    return out_val;
}
```

```
char *strg (y, length)
    char *y;
    int length;
    {
        char *out_val, ch [2];
        int i;

        ch [1] = '\0';
        out_val = (char *) malloc (length * sizeof (char));
        out_val [0] = '\0';
        for (i=1 ; i<length; i++) {
            ch [0] = *(y+i) & 0177;
            strcat (out_val, ch);
        }
        return out_val;
    }
```

```
void prt_data_header (x)
    unsigned char x[];
    {
        int inp_int;
        char inp_int_string[80];

#ifdef DEBUG
        printf ("\n");
#endif

        fprintf (data_file, "***DATA HEADER**\n");

        inp_int = it (&x[0]);

        switch (inp_int) {
            case 0 : strcpy (inp_int_string, "No data");
                    break;
            case 1 : strcpy (inp_int_string, "Frequency response");
                    break;
            case 2 : strcpy (inp_int_string, "Power spectrum 1");
                    break;
            case 3 : strcpy (inp_int_string, "Power spectrum 2");
                    break;
        }
```



```
case 4 : strcpy (inp_int_string, "Coherence");
        break;
case 5 : strcpy (inp_int_string, "Cross Spectrum");
        break;
case 6 : strcpy (inp_int_string, "Input time 1");
        break;
case 7 : strcpy (inp_int_string, "Input time 2");
        break;
case 8 : strcpy (inp_int_string, "Input linear spectrum 1");
        break;
case 9 : strcpy (inp_int_string, "Input linear spectrum 2");
        break;
case 10 : strcpy (inp_int_string, "Impulse response");
        break;
case 11 : strcpy (inp_int_string, "Cross correlation");
        break;
case 12 : strcpy (inp_int_string, "Auto correlation 1");
        break;
case 13 : strcpy (inp_int_string, "Auto correlation 2");
        break;
case 14 : strcpy (inp_int_string, "Histogram 1");
        break;
case 15 : strcpy (inp_int_string, "Histogram 2");
        break;
case 16 : strcpy (inp_int_string, "Cumulative density function 1");
        break;
case 17 : strcpy (inp_int_string, "Cumulative density function 2");
        break;
case 18 : strcpy (inp_int_string, "Probability density function 1");
        break;
case 19 : strcpy (inp_int_string, "Probability density function 2");
        break;
case 20 : strcpy (inp_int_string, "Average linear spectrum 1");
        break;
case 21 : strcpy (inp_int_string, "Average linear spectrum 2");
        break;
case 22 : strcpy (inp_int_string, "Average time record 1");
        break;
case 23 : strcpy (inp_int_string, "Average time record 2");
        break;
case 24 : strcpy (inp_int_string, "Synthesis pole-zero");
        break;
case 25 : strcpy (inp_int_string, "Synthesis pole-residue");
        break;
case 26 : strcpy (inp_int_string, "Synthesis polynomial");
        break;
case 27 : strcpy (inp_int_string, "Synthesis constant");
        break;
case 28 : strcpy (inp_int_string, "Windowed time record 1");
        break;
case 29 : strcpy (inp_int_string, "Windowed time record 2");
        break;
case 30 : strcpy (inp_int_string, "Windowed linear spectrum 1");
        break;
case 31 : strcpy (inp_int_string, "Windowed linear spectrum 2");
        break;
case 32 : strcpy (inp_int_string, "Filtered time record 1");
        break;
case 33 : strcpy (inp_int_string, "Filtered time record 2");
        break;
case 34 : strcpy (inp_int_string, "Filtered linear spectrum 1");
        break;
case 35 : strcpy (inp_int_string, "Filtered linear spectrum 2");
        break;
case 36 : strcpy (inp_int_string, "Time capture buffer");
        break;
case 37 : strcpy (inp_int_string, "Captured linear spectrum");
        break;
case 38 : strcpy (inp_int_string, "Captured time record");
        break;
case 39 : strcpy (inp_int_string, "Throughput time record 1");
        break;
case 40 : strcpy (inp_int_string, "Throughput time record 2");
        break;
case 41 : strcpy (inp_int_string, "Curve fit");
        break;
case 42 : strcpy (inp_int_string, "Weighting function");
        break;
```

save_spect.c

```
case 44 : strcpy (inp_int_string, "Orbits");
          break;
case 45 : strcpy (inp_int_string, "Demodulation polar");
          break;
case 46 : strcpy (inp_int_string, "Preview demod record 1");
          break;
case 47 : strcpy (inp_int_string, "Preview demod record 2");
          break;
case 48 : strcpy (inp_int_string, "Preview demod linear spectrum 1");
          break;
case 49 : strcpy (inp_int_string, "Preview demod linear spectrum 2");
          break;
default : ;
}

fprintf (data_file, "Displayed function: %s\n", inp_int_string);

number_of_elem = it(&x[2]);

fprintf (data_file, "Number of elements: %d\n", number_of_elem);
fprintf (data_file, "Number of displayed elements: %d\n", it(&x[4]));
fprintf (data_file, "Number of averages: %d\n", it(&x[6]));

inp_int = it (&x[8]);
switch (inp_int) {
  case 0 : strcpy (inp_int_string, "Channel 1");
            break;
  case 1 : strcpy (inp_int_string, "Channel 2");
            break;
  case 2 : strcpy (inp_int_string, "Channel 1 & 2");
            break;
  case 3 : strcpy (inp_int_string, "No channels");
            break;
  default : ;
}

fprintf (data_file, "Channel selection: %s\n", inp_int_string);

inp_int = it (&x[10]);
switch (inp_int) {
  case 0 : strcpy (inp_int_string, "Channel 1");
            break;
  case 1 : strcpy (inp_int_string, "Channel 2");
            break;
  case 2 : strcpy (inp_int_string, "Channels 1 & 2");
            break;
  case 3 : strcpy (inp_int_string, "No channels");
            break;
  default : ;
}

fprintf (data_file, "Overload status: %s\n", inp_int_string);
fprintf (data_file, "Overlap percentage: %d\n", it(&x[12]) );

inp_int = it (&x[14]);
switch (inp_int) {
  case 0 : strcpy (inp_int_string, "Time");
            break;
  case 1 : strcpy (inp_int_string, "Frequency");
            break;
  case 2 : strcpy (inp_int_string, "Amplitude (Voltage)");
            break;
  default : ;
}

fprintf (data_file, "Domain: %s\n", inp_int_string);

inp_int = it (&x[16]);
switch (inp_int) {
  case 0 : strcpy (inp_int_string, "Peak");
            break;
  case 1 : strcpy (inp_int_string, "RMS");
            break;
}
```

save_spect.c

```
case 2 : strcpy (inp_int_string, "Volts (indicates peak only)");
        break;
default: ;
)

fprintf (data_file, "Volts (peak or RMS): %s\n", inp_int_string);

inp_int = it(&x[18]);

switch (inp_int) {
case 0 : strcpy (inp_int_string, "Volts");
        break;
case 1 : strcpy (inp_int_string, "Volts squared");
        break;
case 2 : strcpy (inp_int_string, "PSD ((V^2)/Hz)");
        break;
case 3 : strcpy (inp_int_string, "ESD ((V^2)s/Hz)");
        break;
case 4 : strcpy (inp_int_string, "Sqrt(PSD) (V/Sqrt(Hz))");
        break;
case 5 : strcpy (inp_int_string, "No amplitude units");
        break;
case 6 : strcpy (inp_int_string, "Unit volts");
        break;
case 7 : strcpy (inp_int_string, "Unit volts^2");
        break;
default : ;
)

fprintf (data_file, "Amplitude units: %s\n", inp_int_string);

inp_int = it(&x[20]);

switch (inp_int) {
case 0 : strcpy (inp_int_string, "No units");
        break;
case 1 : strcpy (inp_int_string, "Hertz");
        break;
case 2 : strcpy (inp_int_string, "RPM");
        break;
case 3 : strcpy (inp_int_string, "Orders");
        break;
case 4 : strcpy (inp_int_string, "Seconds");
        break;
case 5 : strcpy (inp_int_string, "Revs");
        break;
case 6 : strcpy (inp_int_string, "Degrees");
        break;
case 7 : strcpy (inp_int_string, "dB");
        break;
case 8 : strcpy (inp_int_string, "dBV");
        break;
case 9 : strcpy (inp_int_string, "Volts");
        break;
case 10 : strcpy (inp_int_string, "V/Sqrt(Hz) (Sqrt(PSD))");
        break;
case 11 : strcpy (inp_int_string, "Hertz/second");
        break;
case 12 : strcpy (inp_int_string, "Volts/EU");
        break;
case 13 : strcpy (inp_int_string, "Vrms");
        break;
case 14 : strcpy (inp_int_string, "V^2/Hz (PSD)");
        break;
case 15 : strcpy (inp_int_string, "Percent");
        break;
case 16 : strcpy (inp_int_string, "Points");
        break;
case 17 : strcpy (inp_int_string, "Records");
        break;
case 18 : strcpy (inp_int_string, "Ohms");
        break;
case 19 : strcpy (inp_int_string, "Hertz/Octave");
        break;
case 20 : strcpy (inp_int_string, "Pulse/Rev");
        break;
case 21 : strcpy (inp_int_string, "Decades");
        break;
}
```

```
void prt_coord_header (x,comment)
unsigned char x[];
char comment[];
{
int inp_int;
char inp_int_string[80];
char *printed_time;
long *clock;
long seconds;
struct tm *tmday;

fprintf (data_file, "***DEVICE: %s**\n",EQUIPM_NAME);

clock = (long *) malloc(sizeof(long));

seconds=time(clock);
tmday=localtime(clock);
printed_time=asctime(tmday);
*(printed_time + 24) = '\0';

if ((*tmday).tm_isdst == 0) {

    fprintf (data_file, "***DATE AND TIME: %s %s**\n",printed_time,STANDARD_TIME);

}
else {

    fprintf (data_file, "***DATE AND TIME: %s %s**\n",printed_time,DAYLIGHT_TIME);

}

fprintf (data_file, "***COMMENTS: %s\n",comment);

fprintf (data_file, "***COORDINATE HEADER**\n");

inp_int = it (&x[0]);

switch (inp_int) {
    case 1 : strcpy (inp_int_string, "Real");
                break;
    case 2 : strcpy (inp_int_string, "Imaginary");
                break;
    case 3 : strcpy (inp_int_string, "Linear magnitude");
                break;
    case 4 : strcpy (inp_int_string, "Log magnitude");
                break;
    case 5 : strcpy (inp_int_string, "dB");
                break;
    case 6 : strcpy (inp_int_string, "Nyquist");
                break;
    case 8 : strcpy (inp_int_string, "Phase");
                break;
    case 9 : strcpy (inp_int_string, "Nichols");
                break;
    case 10: strcpy (inp_int_string, "dBm");
                break;
    default : ;
}

fprintf (data_file, "Y coordinates: %s\n", inp_int_string );
fprintf (data_file, "Number of display elements: %d\n",it(&x[2]) );
fprintf (data_file, "First element: %d\n", it(&x[4]));
fprintf (data_file, "Total number of elements: %d\n", it(&x[6]));

inp_int = it (&x[8]);

switch (inp_int) {
    case 0 :
        strcpy (inp_int_string,
            "Not sampled (Number of displayed elements = Total number of elements)");
        break;
    case 1 :
        strcpy (inp_int_string,
            "Half sampled (Number of displayed elements = Total number of elements/2)");
        break;
    case 2 :
        strcpy (inp_int_string,
            "Sampled (Number of displayed elements < Total number of elements)");
```

```
        break;
    default : ;
}

fprintf (data_file, "Display sampling: %s\n", inp_int_string );

inp_int = it (&x[10]);

switch (inp_int) {
    case 0 : strcpy (inp_int_string, "X and Y are automatically scaled.");
        break;
    case 1 : strcpy (inp_int_string, "X is fixed scale, Y is automatically scaled.");
        break;
    case 2 : strcpy (inp_int_string, "X is automatically scaled, Y is fixed scale.");
        break;
    case 3 : strcpy (inp_int_string, "X and Y are fixed scale.");
        break;
    default : ;
}

fprintf (data_file, "Scaling: %s\n", inp_int_string );
fprintf (data_file, "Data pointer: %ld\n", lng_it(&x[12]) );
fprintf (data_file, "In data: %ld\n", lng_it(&x[16]));

log_x_axis = it (&x[20]);

fprintf (data_file, "Log or Linear x-axis? ( 1 or 0): %d\n", log_x_axis);
fprintf (data_file, "Sampled display data? (1=yes, 0=no): %d\n", it (&x[22]));
fprintf (data_file, "Plot or graph mode? (1 or 0): %d\n", it (&x[24]));
fprintf (data_file, "Phase wrap? (1=yes, 0=no) : %d\n", it (&x[26]));

x_scale_factor = ril (&x[64]);

fprintf (data_file, "X scale factor: %f\n", x_scale_factor);
fprintf (data_file, "Grid minimum Y scale: %f\n", ril (&x[68]));
fprintf (data_file, "Grid maximum Y scale: %f\n", ril (&x[72]));
fprintf (data_file, "Y amount per division: %f\n", ril (&x[76]));
fprintf (data_file, "Minimum value of data: %f\n", ril (&x[80]));
fprintf (data_file, "Maximum value of data: %f\n", ril (&x[84]));
fprintf (data_file, "Y cumulative minimum: %f\n", ril (&x[88]));
fprintf (data_file, "Y cumulative maximum: %f\n", ril (&x[92]));

y_scale_factor = ril (&x[96]);

fprintf (data_file, "Y scale factor: %f\n", y_scale_factor);
fprintf (data_file, "Stop value: %f\n", lng_ril (&x[116]) );
fprintf (data_file, "Left grid limit: %f\n", lng_ril (&x[124]));
fprintf (data_file, "Right grid limit: %f\n", lng_ril (&x[132]));

left_data_limit = lng_ril (&x[140]);

fprintf (data_file, "Left data limit: %f\n", left_data_limit);

right_data_limit = lng_ril (&x[148]);

fprintf (data_file, "Right data limit: %f\n", right_data_limit);
fprintf (data_file, "***END OF COORDINATE HEADER**\n");
}
```

90/10/24
23:25:32

extract.f

```
PROGRAM EXTRACT

INTEGER STRLENGTH, LOG_X_AXIS

CHARACTER*100 INPUT_STR

CHARACTER*14 INPUT_FILE, OUTPUT_FILE, SM_FILE

CHARACTER*80 DATE_STR, Y_LABEL, X_LABEL, X_TMP, DISPLAY_LABEL

REAL X_MIN, X_MAX, Y_MIN, Y_MAX, X_SCALE, Y_SCALE,
$ Y_PERDIV, X_PERDIV, X_GRL, Y_GRL1, Y_GRL2

LOGICAL IT_IS_THERE

PRINT*, " "
PRINT*, "Extract Version 1.0"
PRINT*, "Written by: Yekta Gursel   October 23, 1990"
PRINT*, " "

PRINT*, "Enter the input file name:"

READ*, INPUT_FILE

INQUIRE(FILE=INPUT_FILE,EXIST=IT_IS_THERE)

IF (.NOT. IT_IS_THERE) THEN

    PRINT*, "The input file ",
$ INPUT_FILE(1:STRLENGTH(INPUT_FILE)),
$ " does not exist."

    STOP

ENDIF

PRINT*, "Enter the output data file name:"

READ*, OUTPUT_FILE

INQUIRE(FILE=OUTPUT_FILE,EXIST=IT_IS_THERE)

IF (IT_IS_THERE) THEN

    PRINT*, "The output data file ",
$ OUTPUT_FILE(1:STRLENGTH(OUTPUT_FILE)),
$ " exists already."

    STOP

ENDIF

PRINT*, "Enter the SM command file name:"

READ*, SM_FILE

X_TMP = SM_FILE(1:STRLENGTH(SM_FILE)) // ".m"
```

```
SM_FILE = X_TMP(1:STRLENGTH(X_TMP))

INQUIRE(FILE=SM_FILE,EXIST=IT_IS_THERE)

IF (IT_IS_THERE) THEN

    PRINT*, "The SM command file ",
$ SM_FILE(1:STRLENGTH(SM_FILE)),
$ " exists already."

    STOP

ENDIF

OPEN(10,FILE=INPUT_FILE,STATUS='OLD')

OPEN(20,FILE=OUTPUT_FILE,STATUS='NEW')

OPEN(30,FILE=SM_FILE,STATUS='NEW')

10 READ(10,'(A100)') INPUT_STR

IF (INPUT_STR(1:16) .EQ. "***DATE AND TIME:") THEN

    DATE_STR=INPUT_STR(18:45)

    GOTO 10

ELSEIF (INPUT_STR(1:14) .EQ. "Y coordinates:") THEN

    Y_LABEL=INPUT_STR(16:STRLENGTH(INPUT_STR))

    GOTO 10

ELSEIF (INPUT_STR(1:32)
$ .EQ. "Log or Linear x-axis? ( 1 or 0):") THEN

    READ(INPUT_STR(33:STRLENGTH(INPUT_STR)), *) LOG_X_AXIS

    GOTO 10

ELSEIF (INPUT_STR(1:15) .EQ. "X scale factor:") THEN

    READ(INPUT_STR(16:STRLENGTH(INPUT_STR)), *) X_SCALE

    GOTO 10

ELSEIF (INPUT_STR(1:21) .EQ. "Grid minimum Y scale:") THEN

    READ(INPUT_STR(22:STRLENGTH(INPUT_STR)), *) Y_MIN

    GOTO 10

ELSEIF (INPUT_STR(1:21) .EQ. "Grid maximum Y scale:") THEN

    READ(INPUT_STR(22:STRLENGTH(INPUT_STR)), *) Y_MAX

    GOTO 10
```

90/10/24
23:25:32

extract.f

2

```
ELSEIF (INPUT_STR(1:22) .EQ. "Y amount per division:") THEN
    READ(INPUT_STR(23:STRLENGTH(INPUT_STR)), *) Y_PERDIV
    GOTO 10
ELSEIF (INPUT_STR(1:15) .EQ. "Y scale factor:") THEN
    READ(INPUT_STR(16:STRLENGTH(INPUT_STR)), *) Y_SCALE
    GOTO 10
ELSEIF (INPUT_STR(1:16) .EQ. "Left grid limit:") THEN
    READ(INPUT_STR(17:STRLENGTH(INPUT_STR)), *) X_MIN
    GOTO 10
ELSEIF (INPUT_STR(1:17) .EQ. "Right grid limit:") THEN
    READ(INPUT_STR(18:STRLENGTH(INPUT_STR)), *) X_MAX
    GOTO 10
ELSEIF (INPUT_STR(1:19) .EQ. "Displayed function:") THEN
    DISPLAY_LABEL = INPUT_STR(21:STRLENGTH(INPUT_STR))
    GOTO 10
ELSEIF (INPUT_STR(1:13) .EQ. "X-axis units:") THEN
    X_TMP = INPUT_STR(15:STRLENGTH(INPUT_STR))
    GOTO 10
ELSEIF (INPUT_STR .NE. '**START OF SCALED DATA**') THEN
    GOTO 10
ENDIF
20 READ(10,'(A100)') INPUT_STR
IF (INPUT_STR .NE. '**END OF DATA**') THEN
    WRITE(20,*) INPUT_STR(1:STRLENGTH(INPUT_STR))
    GOTO 20
ENDIF
CLOSE(10)
CLOSE(20)
X_MIN = X_SCALE*X_MIN
X_MAX = X_SCALE*X_MAX
```

```
X_LABEL = X_TMP
IF (LOG_X_AXIS .EQ. 1) THEN
    X_MIN = LOG10(X_MIN)
    X_MAX = LOG10(X_MAX)
    X_LABEL = "Log " // X_TMP(1:STRLENGTH(X_TMP))
ENDIF
Y_MIN = Y_SCALE*Y_MIN
Y_MAX = Y_SCALE*Y_MAX
X_PERDIV = (X_MAX - X_MIN)/10.0
Y_PERDIV = Y_SCALE*Y_PERDIV
X_GRL = (X_MIN + X_MAX)/2.0
Y_GRL1 = Y_MAX+(Y_MAX - Y_MIN)/150.0
Y_GRL2 = Y_MAX+(Y_MAX - Y_MIN)/25.0
WRITE(30,*) SM_FILE(1:STRLENGTH(SM_FILE)-2)
WRITE(30,*) " device postscript"
WRITE(30,*) " expand 1.0001"
WRITE(30,'(A10,4(1X,E8.2))') " limits ", X_MIN, X_MAX, Y_MIN,
$ Y_MAX
IF (LOG_X_AXIS .NE. 1) THEN
    WRITE(30,'(A12,4(1X,E8.2))') " ticksize ", X_PERDIV/10.0,
$ X_PERDIV,
$ Y_PERDIV/10.0,
$ Y_PERDIV
ELSE
    WRITE(30,'(A12,4(1X,E8.2))') " ticksize ", -1.0,
$ 10.0,
$ Y_PERDIV/10.0,
$ Y_PERDIV
ENDIF
WRITE(30,*) " box"
INPUT_STR = " xlabel " // X_LABEL
WRITE(30,*) INPUT_STR(1:STRLENGTH(INPUT_STR))
INPUT_STR = " ylabel " // Y_LABEL
WRITE(30,*) INPUT_STR(1:STRLENGTH(INPUT_STR))
WRITE(30,'(A12,2(1X,E8.2))') " relocate ", X_GRL, Y_GRL2
INPUT_STR = " putlabel 8 " // DISPLAY_LABEL
WRITE(30,*) INPUT_STR(1:STRLENGTH(INPUT_STR))
```

90/10/24
23:25:32

extract.f

3

```
WRITE(30,'(A12,2(1X,E8.2.1))') " relocate ", X_GRL, Y_GRL1
```

```
INPUT_STR = " putlabel 8 " // DATE_STR  
WRITE(30,*) INPUT_STR(1:STRLENGTH(INPUT_STR))
```

```
WRITE(30,*) " data ", OUTPUT_FILE  
WRITE(30,*) " read x 1"  
WRITE(30,*) " read y 2"  
WRITE(30,*) " connect x y"  
WRITE(30,*) " hardcopy"  
WRITE(30,*) " quit"
```

```
CLOSE(30)
```

```
STOP
```

```
END
```

```
FUNCTION STRLENGTH(STRING)
```

```
CHARACTER*(*) STRING
```

```
INTEGER STRLENGTH,N
```

```
INTEGER I
```

```
N=LEN(STRING)
```

```
DO 10 I=N,1,-1
```

```
    IF(STRING(I:I) .NE. ' ') THEN  
        GOTO 20  
    ENDIF
```

```
10 CONTINUE
```

```
I=0
```

```
RETURN
```

```
20 CONTINUE
```

```
STRLENGTH=I
```

```
RETURN  
END
```