



## DOCUMENT CHANGE NOTICE (DCN)

DOCUMENT No. (DOC-REV-GP. ID)	TITLE	NEW REV.
D970610-00 (4 SHEETS)	INTERFEROMETER OPTOMECHANICAL LAYOUT LIVINGSTON SITE	A

**CHANGE DESCRIPTION (FROM/TO):**

- SHEET 1 PLAN VIEW, TOTAL VACUUM EQUIPMENT AREA (LVEA & VEA),  
CORNER (VERTEX) & END STATIONS
- SHEET 2 PLAN VIEW, LASER VACUUM EQUIPMENT AREA (LVEA), CORNER STATION
- SHEET 3 ELEVATION VIEW, LASER VACUUM EQUIPMENT AREA (LVEA),  
VERTEX X-BEAM MANIFOLD
- SHEET 4 ELEVATION VIEW, LASER VACUUM EQUIPMENT AREA (LVEA),  
VERTEX Y-BEAM MANIFOLD

REASON FOR CHANGE: INITIAL RELEASE.

ACTION:  Incorporate change  Attach DCN to drawing(s)  Other action (specify):

**DISPOSITION OF HARDWARE (IDENTIFY SERIAL NUMBERS)**

- No hardware affected (record change only)
- List S/Ns which comply already:
- List S/Ns to be reworked or scrapped:
- List S/Ns to be built with this change:
- List S/Ns to be retested per this change:
- 
- 
- 
- 

**DCN DISTRIBUTION**

Althouse	Barish	Coles
Coyne	Lazzarini	Lindquist
Raab	Sanders	Shoemaker
Stapfer	Tyler	Weiss
Whitcomb	Zydowicz	
M. Smith		P. Kabot
J. Romie		P. King
K. Mason		D. Reitze
J. Kern		

SAFETY, COST, SCHEDULE, REQUIREMENTS IMPACT?  No  Yes (If yes, enter CR (CCB) or TCP (TRB) no. )

APPROVALS:	DATE	OTHER APPROVALS (specify)	DATE
ORIGINATOR: P. Kabot <i>Paul D. Kabot</i>	11/8/99		
TASK LEADER: M. Smith <i>Michael Smith</i>	11/12/99		
GROUP LEADER: D. Coyne <i>D. Coyne</i>	11/15/99		
DCC RELEASE: <i>[Signature]</i>	11/16/99		







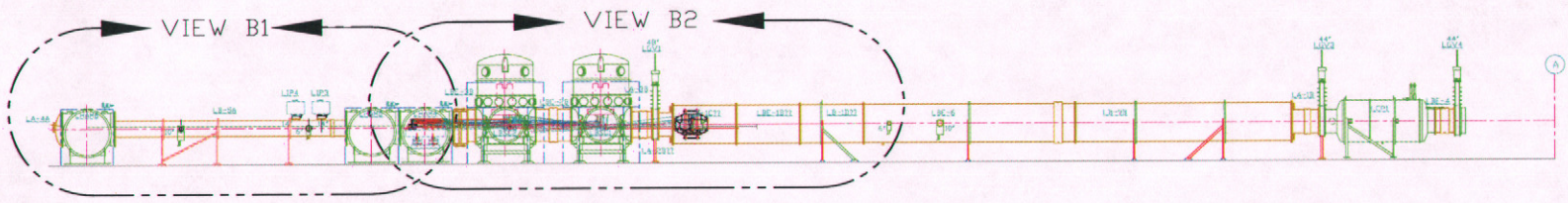




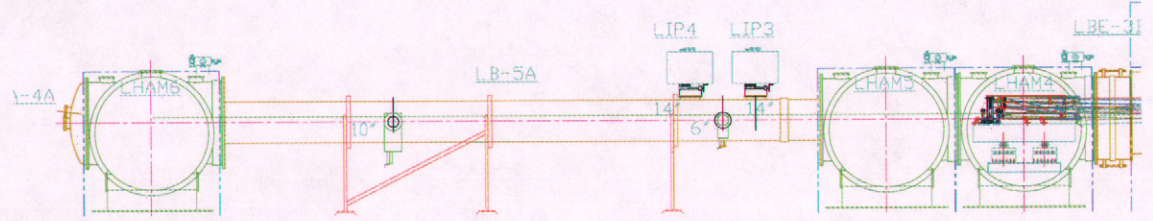




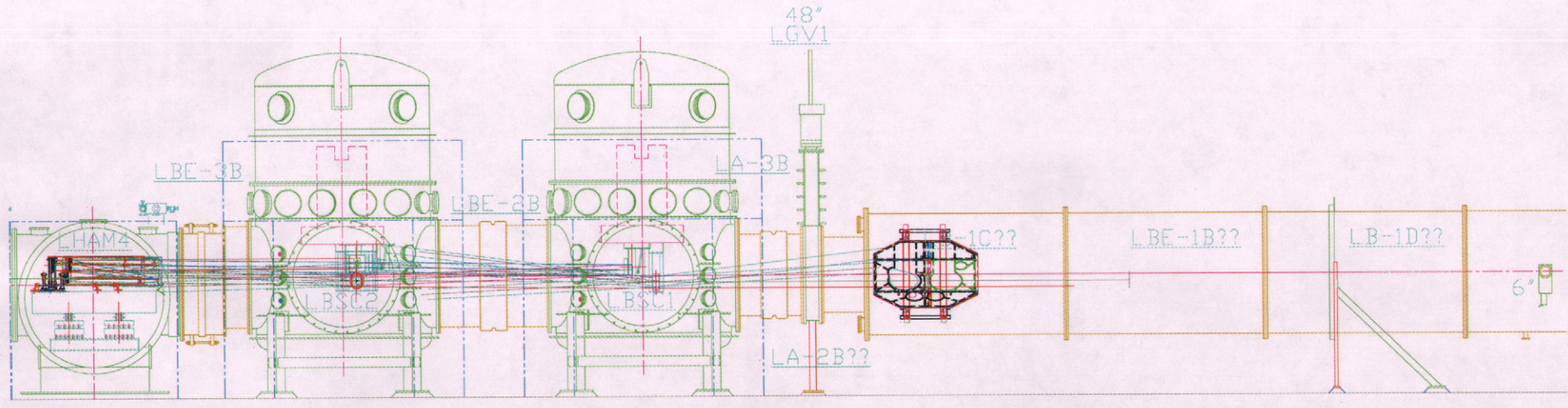
- NOTES:
1. NOT SHOWN YET IN ELEVATION  
- CLEAN ROOMS  
- PIPING UNDER VACUUM MANIFOLD
  2. ONLY SEE EXTERNAL ENVELOPE AND OPTICS TABLES ARE SHOWN AROUND EACH CHAMBER



ELEVATION "B-B" SEE D970610 SHEET 1  
 VERTEX Y-BEAM MANIFOLD



VIEW B1



VIEW B2

NO.	DESCRIPTION	DATE	BY	CHKD.	APP'D.	REV.	DESCRIPTION	DATE	BY	CHKD.	APP'D.
1	ISSUE	0-16-99	KARDI				RELEASE	0-16-99	KARDI		
2											
3											
4											
5											
6											
7											
8											

NO.	DESCRIPTION	DATE	BY	CHKD.	APP'D.
1	ISSUE	0-16-99	KARDI		
2					
3					
4					
5					
6					
7					
8					

NO.	DESCRIPTION	DATE	BY	CHKD.	APP'D.
1	ISSUE	0-16-99	KARDI		
2					
3					
4					
5					
6					
7					
8					

MIT CALIFORNIA INSTITUTE OF TECHNOLOGY  
 MASSACHUSETTS INSTITUTE OF TECHNOLOGY  
 INTERFEROMETER OPTOMECHANICAL LAYOUT  
 LIVINGSTON SITE ELEVATION VIEW  
 LASER VACUUM EQUIPMENT AREA (LVEA)  
 VERTEX Y-BEAM MANIFOLD  
 Dwg No. 1970610-A  
 Date 0-16-99  
 Rev. 1