

	DCC Number: E080011-00-x

Date Prepared: 1/11/2008

Originator	Cognizant Engineer	Ext./Phone#	Project	Account Number
Name Brian O'Reilly	Name Ken Mason	# 225-686-3116	LIGO	

Dwg/Part Number	Rev	Part Description	Serial Number	Qty
20007812	A	GS-13 Seismometer Pod Chamber	002	1
20007813-01	C	Baseplate	101	1

Used In (next higher assembly):	HAM-ISI
---------------------------------	---------

Vendor Name	PO/Contract Number

Data Package, Receiving/Inspection Remarks:

Inspection Required Y/N	Visual Damage Y/N	Comments	Name/ Initials	Date Comp.
Y	N	This chamber was used at HPD for testing.	BO'R	1/11/08

N.B.: A copy of this traveller must be submitted to the DCC each time the original is shipped with the associated part(s) and when the traveller has been completed.

Process Flow:

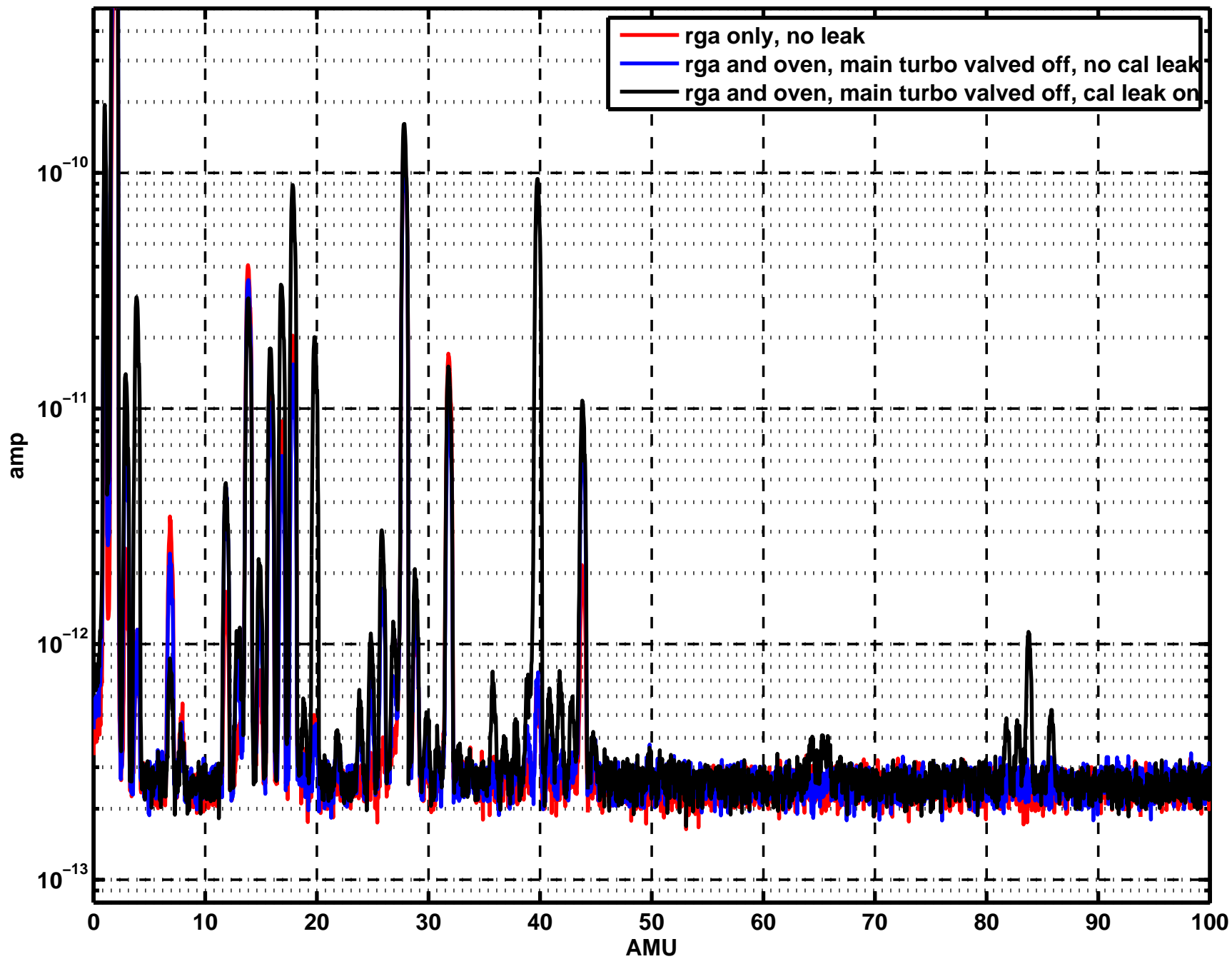
#	Operation	Start Date	Work Area	Instructions	Name/ Initials	Date Comp.
1	Clean		LLO	Per E960022	T.E.	1/16/08
2	Vacuum Bake		LLO	per E960022 to a temperature of 200C N.B.: Take outgassing measurements during cool down at approximately room temperature.	T.E.	1/21/08
3	Control Point		NA	Review/approve RGA scan #	BO'R	1/22/08
4	Wrap & Tag vacuum clean parts per E960022-A		LLO	Wrap (UHV foil) and bag (CP Stat or equiv.) per E960022.	T.E.	1/22/08
5	Deliver/File paperwork		LLO	Make 2 copies of the Traveler. File one copy with the DCC. Ship parts to location for final assembly	BO'R	1/22/08
END: Go to Traveler or procedure associated with next higher assembly processing						

Special Instructions (Handling/Packaging Constraints, Remarks, etc.) or Notes:

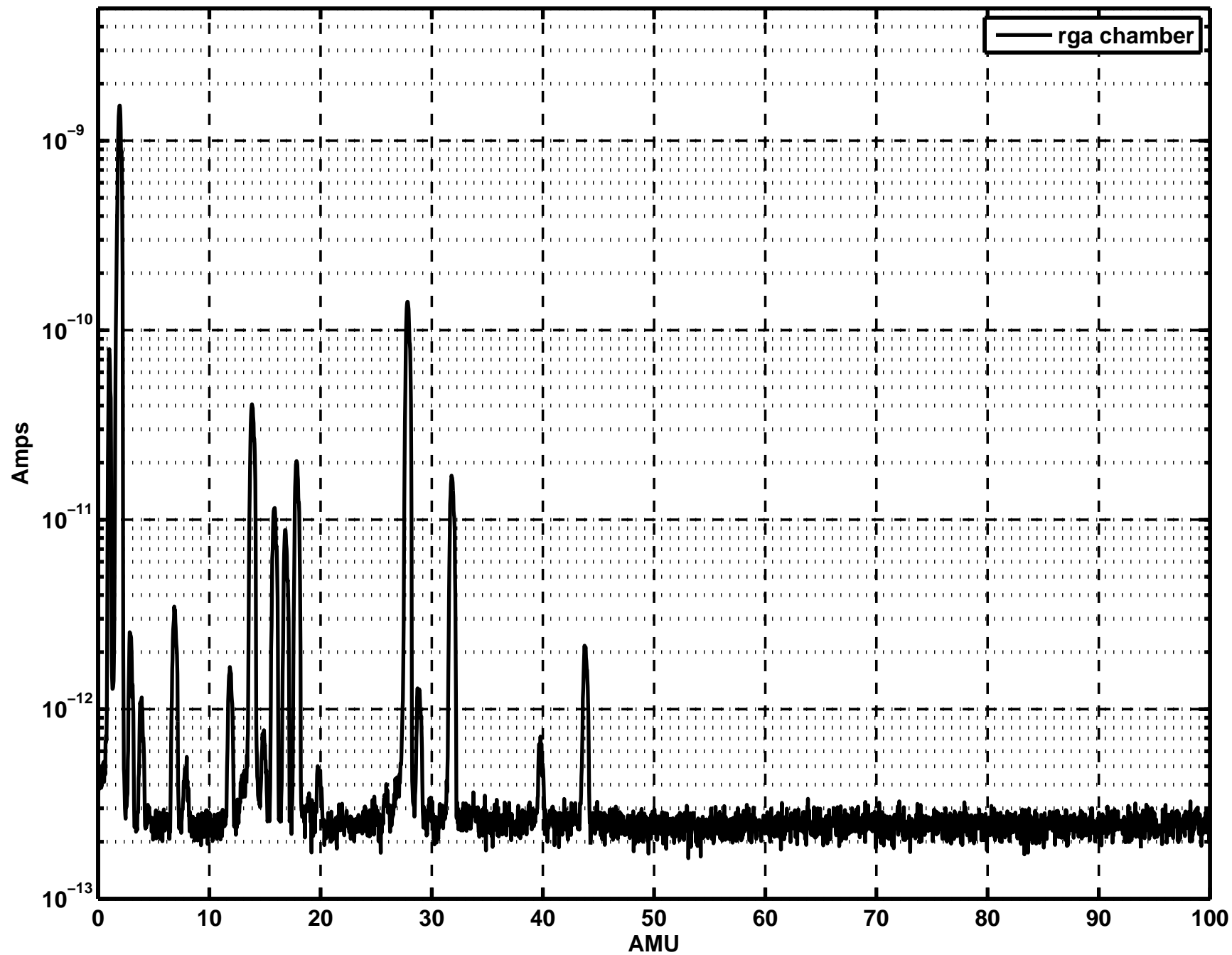
This Baseplate and Chamber house GS-13 S/N 662 (in vertical conf.) J.K.

N.B.: A copy of this traveller must be submitted to the DCC each time the original is shipped with the associated part(s) and when the traveller has been completed.

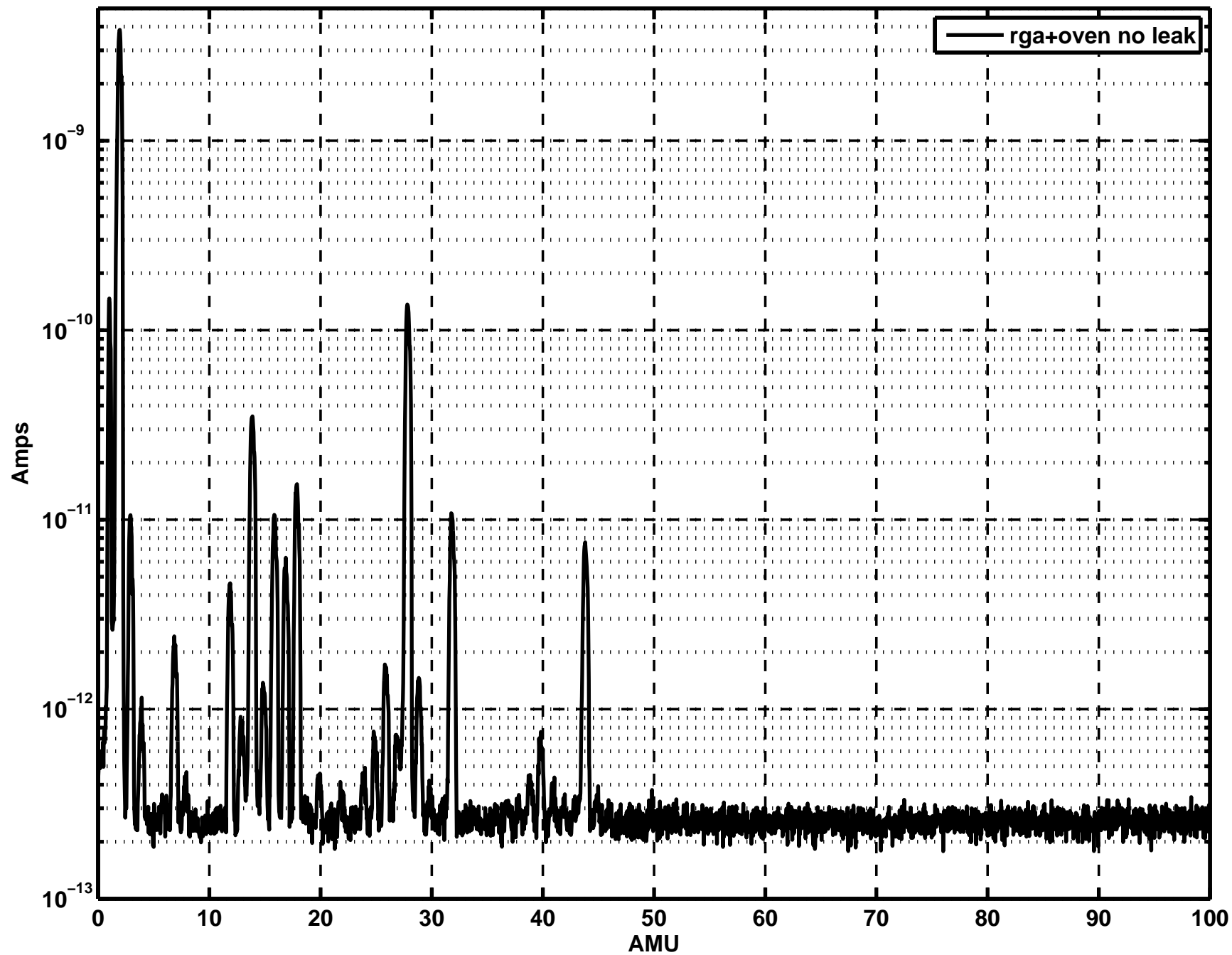
Load 22jan08



RGA Only



RGA+Oven Only



RGA of Oven Load with calibrated leak (main turbo valved off)

