



BSC6 2k ETMy Transmission Telescope Tube viewed at table height, looking towards the endstation (West) at gatevalve.




BSC6 ETMy viewed from HR (front) surface. Transmission Telescope is seen behind the ETMy suspension/optic. Looking towards endstation.






BSC6 HR/Face-on view of ETMy optic with Telescope behind.




BSC6 ETMy structure side view. ETMy Transmission beamdump at far right. Survey equipment at lower left background (door removed).




BSC6 Side view of ETMy Transmission Telescope behind suspension structure. Survey equipment in background (BSC door removed). Endstation is to the left, corner station is to the right.






BSC6 Optical table as viewed from below. ETMy is to the right, telescope is to the left.




BSC6 Optical table as viewed from below. ETMy tower on left, telescope on right.






BSC6 "front" LVEA side of optical table as viewed from below. Transmission Telescope Beamdump is at the top edge of the table.






BSC6 ETMy Transmission Telescope as viewed from below.



BSC6 Sideview closeup of ETMy optic with chamfer stop.





BSC6 Sideview closeup of ETMy optic showing side Sensor/Actuator and side magnet position. The left Sensor view is a reflection of the “real” right view.