




HAM 9 Looking North at RM HR surface with Elliptical Baffle on LOS. IO Baffle rear side is in the background.




HAM 9 Looking North at West side of table. Rm and elliptical baffle on the right, IO Baffle in background.




HAM 9 RM J1 and J2 Sensor/Actuator cable connections near PO Telescope (above) and RM LOS (far right).



HAM 9 Closeup view of RM HR surface showing magnet positioning in Sensor/Actuators.




HAM 9 Closeup view of RM HR side, looking through the Elliptical Baffle to show the alignment of the optic with the IO Baffle and the COS RM Ghost Beam Beam Dump.



HAM 9 Looking NNE towards PO telescope rear and COS RM Ghost Beam Beam Dump.




HAM 9 COS RM Ghost Beam Beam Dump. North is at the top.




HAM 9 Looking NE at PO Telescope rear, optical train, and COS Beam Dump.





HAM 9 NW Corner of table with counterweights.



HAM 9 SW Corner of table with counterweights.