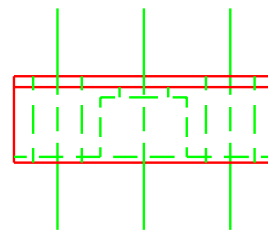
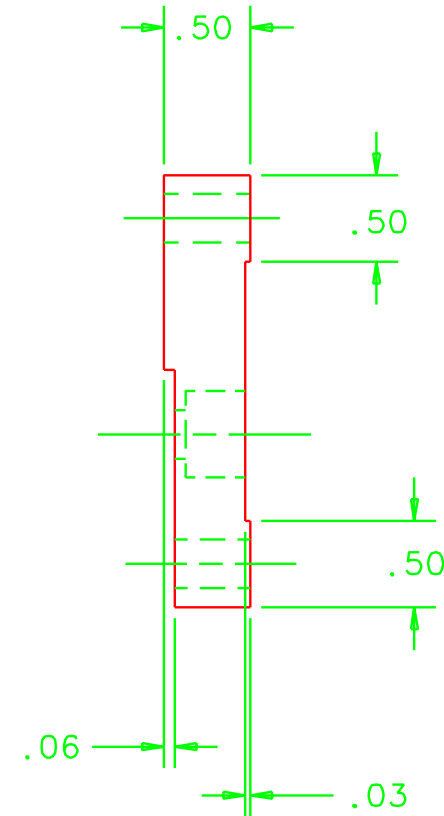
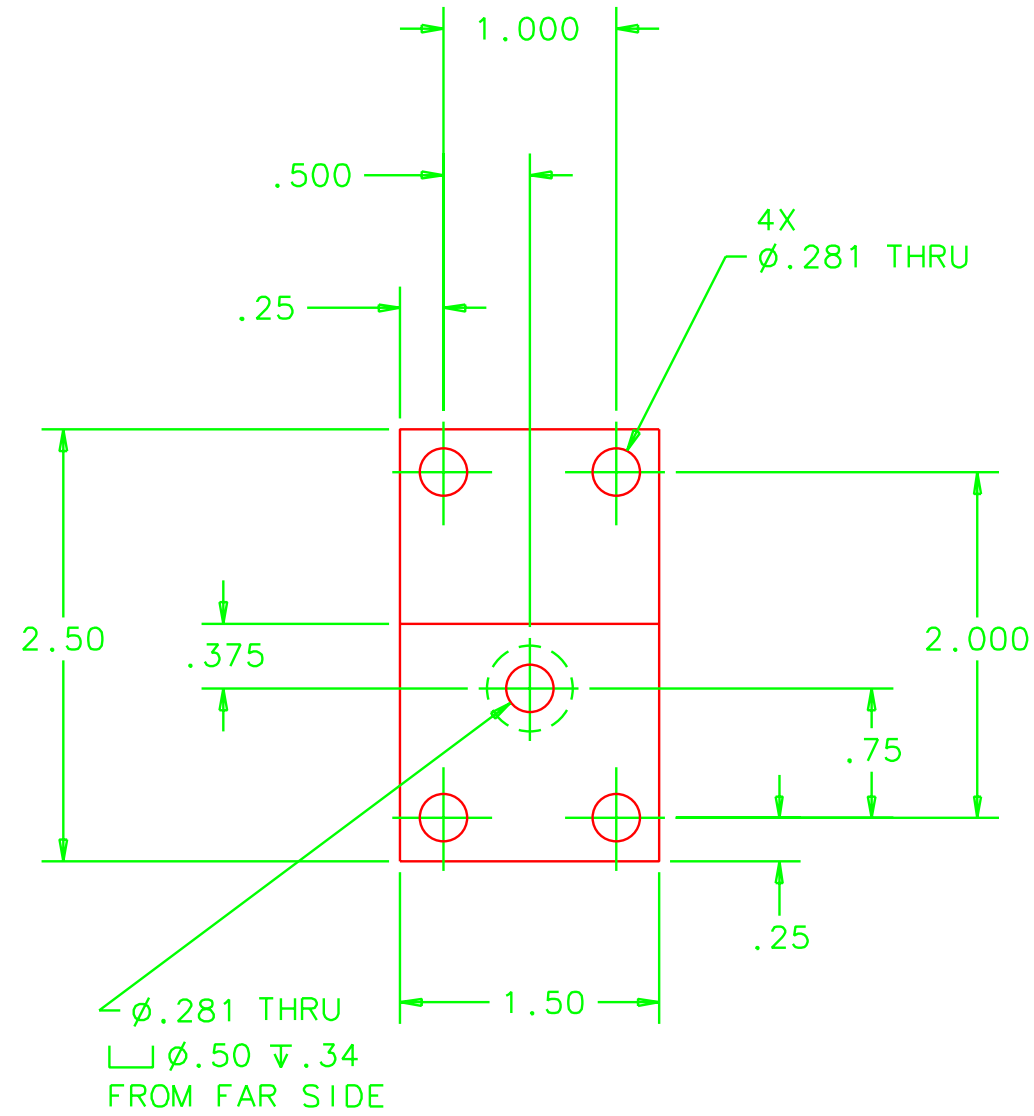


NOTES: (UNLESS OTHERWISE SPECIFIED)

1. THIS DRAWING HAS BEEN RENUMBERED. THE PREVIOUS DRAWING NUMBER IS 1205066.
2. MATERIAL: 6061-T6 AL.
3. FILLETS: R.015 MAX
4. BREAK ALL SHARP EDGES .01/.02 X 45°.
5. SURFACE FINISH: \checkmark 64. MACHINE ALL OVER.

REV	DATE	DRAWN BY	CHECKED	DCC	DCN/DESCRIPTION
A	11-11-99	C. CONLEY			E990349-00-R



DRWN	DATE	CALIFORNIA INSTITUTE OF TECHNOLOGY MASSACHUSETTS INSTITUTE OF TECHNOLOGY	
	11-12-92	LIGO PROJECT	
CHKD		I-Deas CAD file: D990656-A.dwg	
ENGR		dcc file: D990656-A.pdf	
APPD		TITLE	
UNLESS OTHERWISE SPECIFIED:		BASE, AXIAL COIL SUPPORT	
DIMENSION UNITS ARE inch (mm)		SCALE: NTS	
TOLERANCES ARE:		SIZE	
X.XXX: ± .005		DRAWING NUMBER	
X.XX: ± .01		D990656-A	
ANGLES: ± .25°		SHEET	
NEXT ASSEMBLY:		1 of 1	