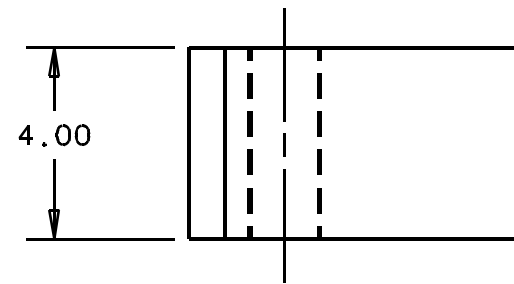
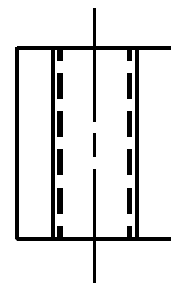
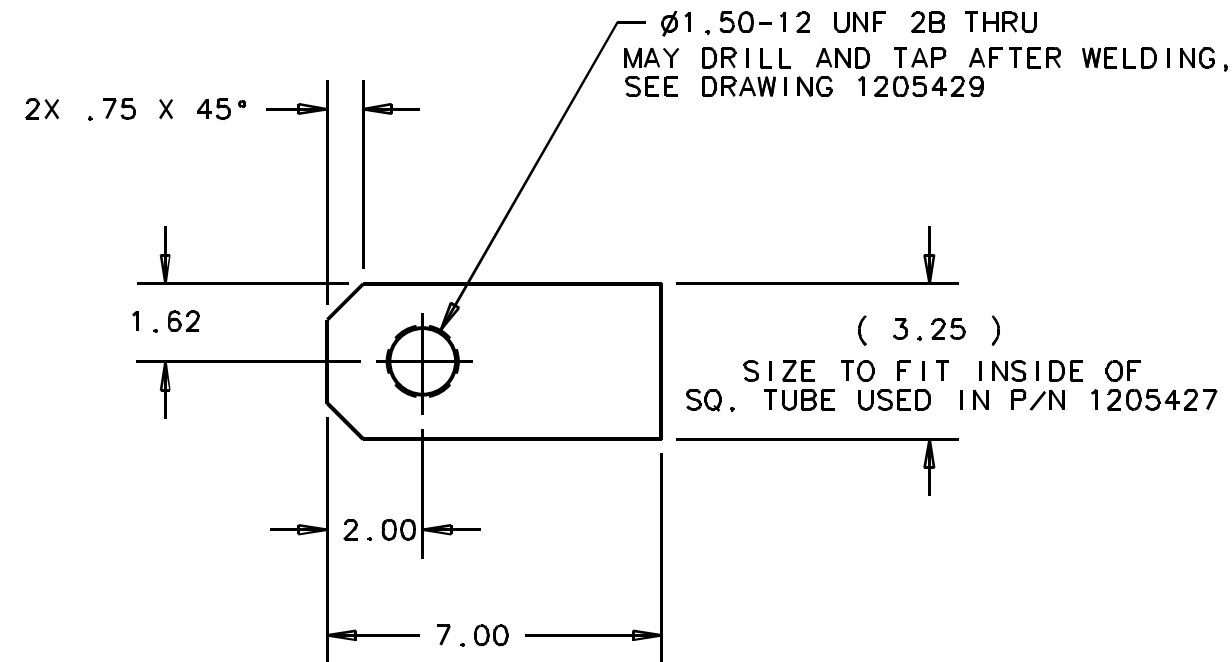


NOTES: (UNLESS OTHERWISE SPECIFIED)

1. FILLETS: R.015 MAX
2. BREAK ALL SHARP EDGES .01/.02 X 45°.
3. THIS DRAWING HAS BEEN RENUMBERED. THE PREVIOUS DRAWING NUMBER IS 1205425.
4. MAKE FROM 1018 STEEL.

REV	DATE	DRAWN BY	CHECKED	DCC	DCN/DESCRIPTION
A	9/20/99	C. CONLEY			E990349-00-R



DRWN	DATE	CALIFORNIA INSTITUTE OF TECHNOLOGY MASSACHUSETTS INSTITUTE OF TECHNOLOGY	LIGO PROJECT
CHKD		1-Deas CAD file: D990608-A.dwg	
ENGR		dcc file: D990608-A.pdf	
APPD		TITLE	
UNLESS OTHERWISE SPECIFIED:		SCREW BLOCK	
DIMENSION UNITS ARE inch (mm)		SCALE: 1/8	
TOLERANCES ARE:		SIZE	DRAWING NUMBER
X.XXX: ± 0.005		B	D990608-A
X.XX: ± 0.01			
ANGLES: ± 0.25°			
NEXT ASSEMBLY:			SHEET 1 OF 1