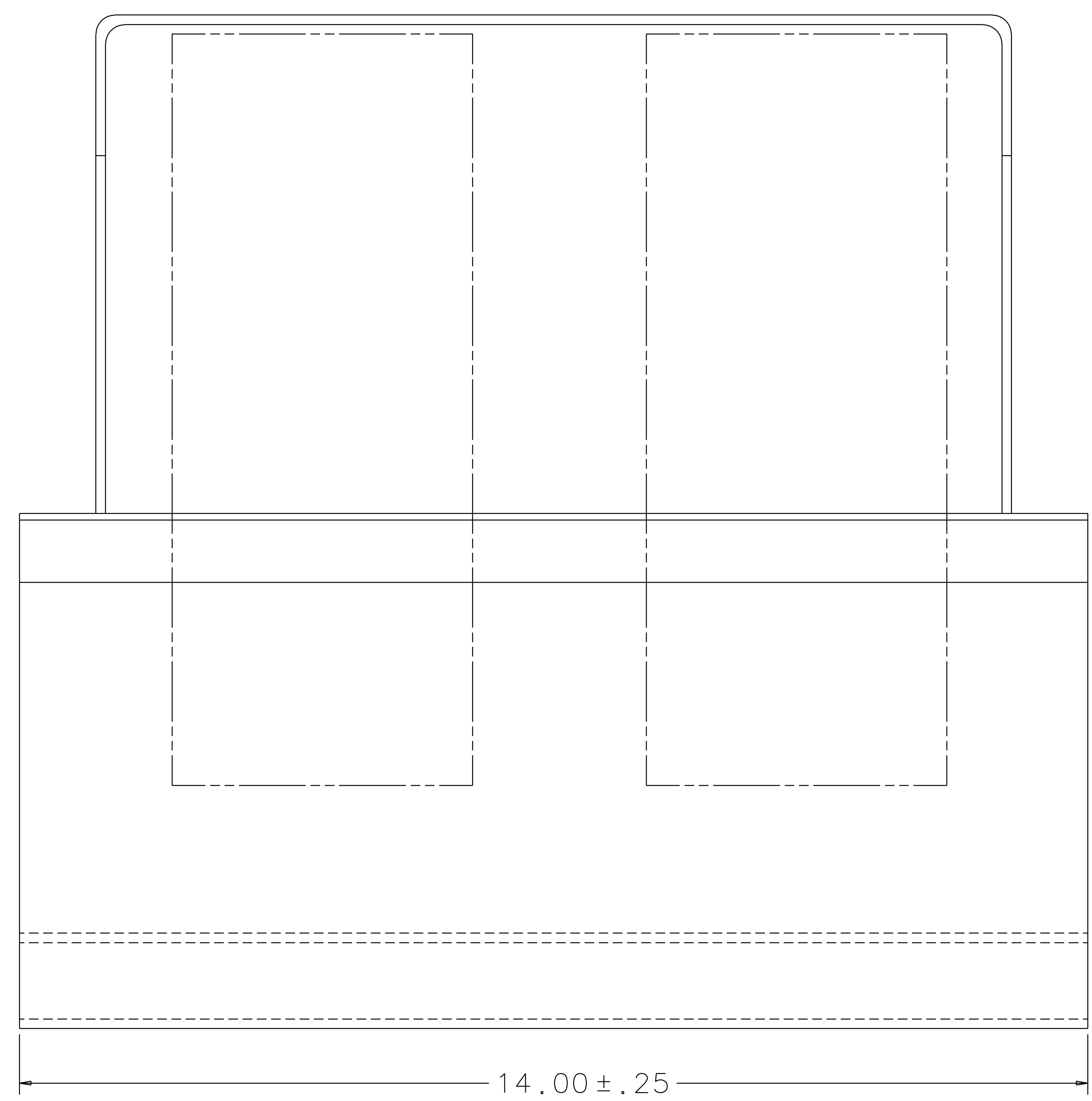

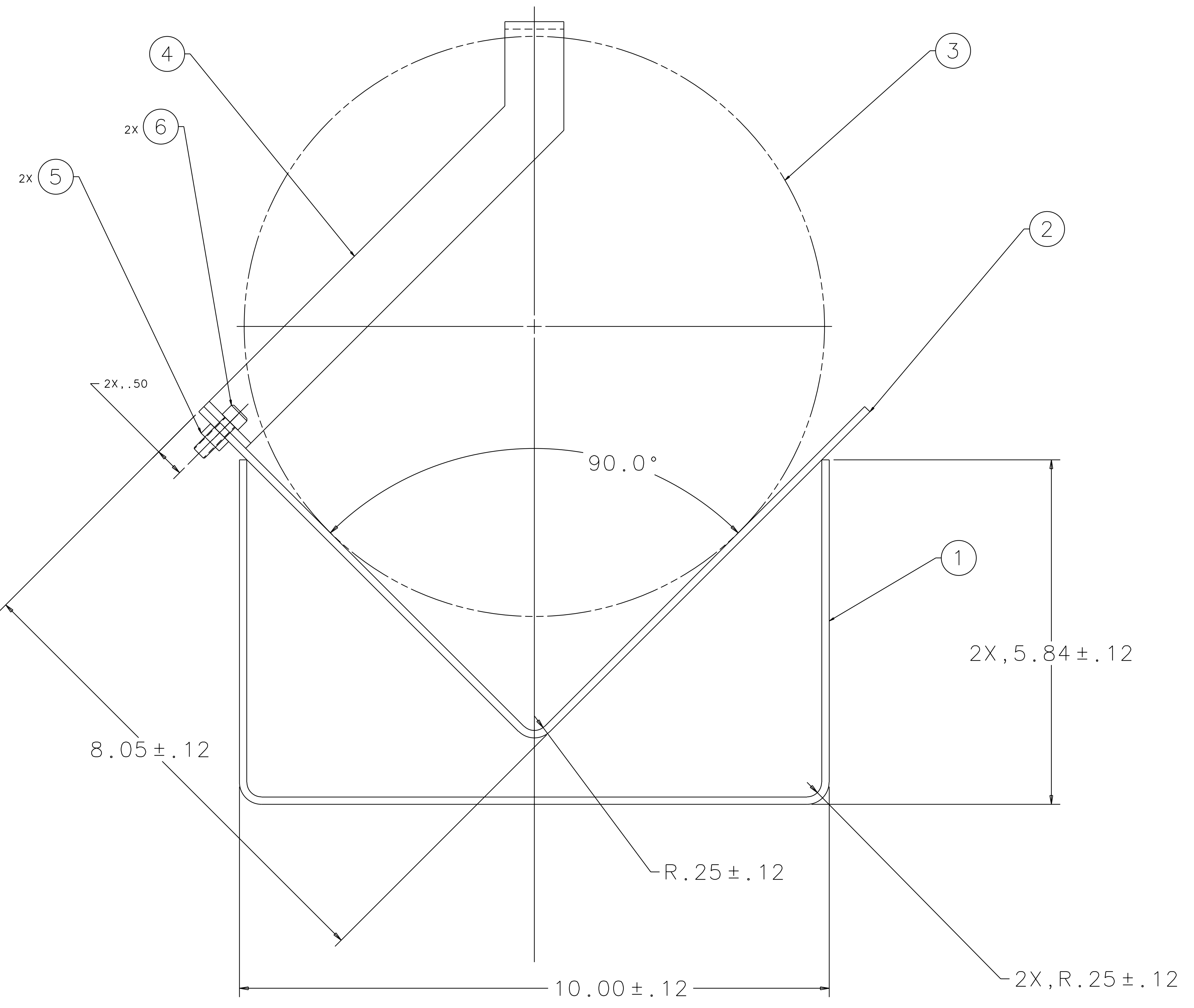


NOTES: (UNLESS OTHERWISE SPECIFIED)
 1. REMOVE BURRS AND SHARP EDGES.
 2. ITEM 1 AND 2 ARE NOT PERMANENTLY ATTACHED TO EACH OTHER.



REV	DATE	DRAWN BY	CHECKED	DCC	DESCRIPTION OF CHANGE
A	2-9-01	J. Romie			E010029/INITIAL RELEASE

QTY	REF	PART OR IDENTIFYING NO	NOMENCLATURE OR DESCRIPTION	MATERIAL SPECIFICATION	ITEM NO
2			1/4-20 X 1.00 SHCS	Ag PLATED STAINLESS	6
2			1/4 HEX NUT	STAINLESS	5
1	D990553		OVEN OPTICS HOLDER BRACKET	6061-T6 ALUM	4
REF			LIGO CORE OPTICS		3
1			V CRADLE	6061-T6 ALUMINUM .13" STOCK PLATE	2
1			CRADLE SUPPORT	6061-T6 ALUMINUM .13" STOCK PLATE	1

UNLESS OTHERWISE SPECIFIED DIMENSIONS ARE IN INCHES		APPROVALS		DATE	LIGO CALIFORNIA INSTITUTE OF TECHNOLOGY MASSACHUSETTS INSTITUTE OF TECHNOLOGY	
FRACTIONS	DECIMALS	DECIMALS	ANGLES	9/99	TITLE	
	.XX ± .03				OVEN OPTICS HOLDER ASSEMBLY	
	.XX ± .010				SIZE	D990535
	ANGLES ± 2°				SCALE	1/1
DO NOT SCALE DRAWING					REV	A
NEXT ASSEMBLY		MATERIAL			SHEET 1 OF 1	
FILE LOCATION		FINISH				
/home/dcc/docs/D990535.pdf						