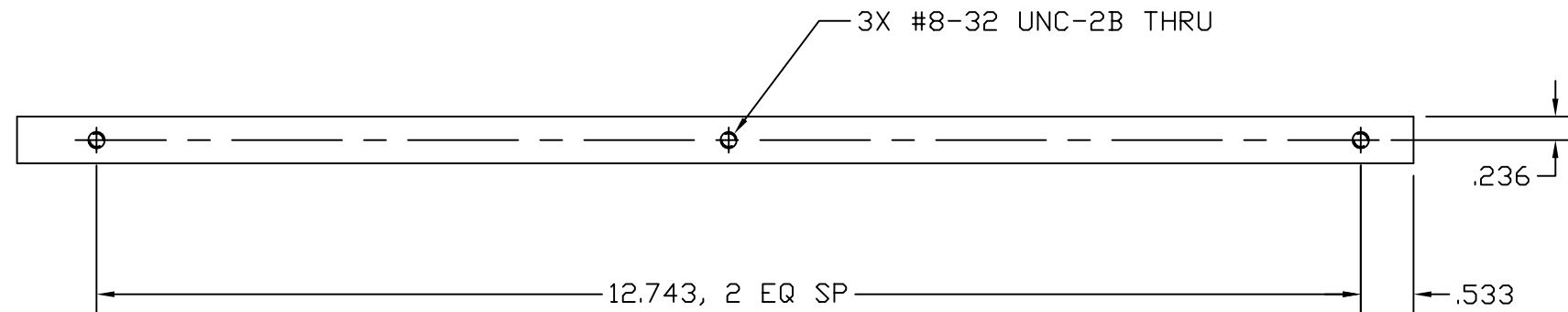
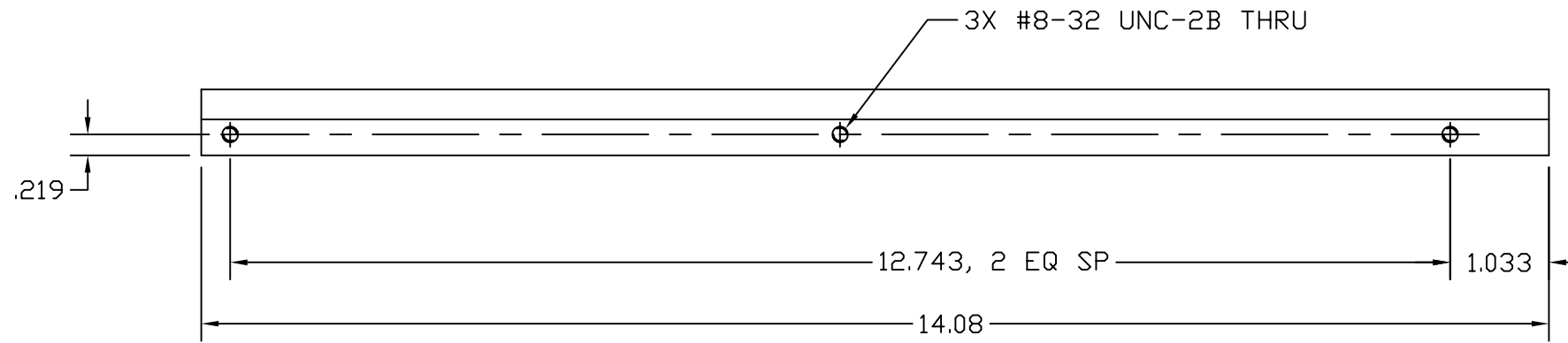
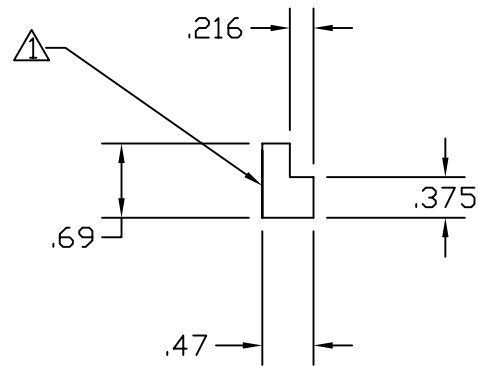


- NOTES: (UNLESS OTHERWISE SPECIFIED)
1. STAMP OR ENGRAVE SERIAL NUMBER ON NOTED FACE PER LIGO L970196.
  2. ALL MACHINING FLUIDS SHALL BE WATER SOLUBLE AND FREE OF SULFUR, CHLORINE, AND SILICONE.



		UNLESS OTHERWISE SPECIFIED DIMENSIONS ARE IN INCHES							LIGO CALIFORNIA INSTITUTE OF TECHNOLOGY MASSACHUSETTS INSTITUTE OF TECHNOLOGY			
		TOLERANCES: FRACTIONAL ± ANGULAR ± ANGULAR MACH ± BEND ± TWO PLACE DECIMAL ±.01		THREE PLACE DECIMAL ±.005 FINISHED SURFACE RMS BREAK CORNERS IN: OUT: .005-.010 REMOVE ALL BURRS						CAVITY BEAM DUMP GLASS RETAINING BRACKET, TOP LEFT		
		MATERIAL: 6061-T6 ALU	HEAT TREAT:	FINISH:	A	DCN E990108		Conley	1-1-99	CAD FILE D990088-Adwg	SIZE DWG. NO. B D990088-A	
DWG. NO.	DESCRIPTION	USED ON:	NEXT ASS'Y:	REV	DESCRIPTION	ISSUE DESCRIPTION	APPR'D	CHECK	DRWN	DATE	SCALE NTS	SHEET 1 OF 1