DASH NO.	L ±.06" REF	WEIGHT# ± 5%	SCREW LGTH "
-1	1.25	10	1.25
-2	2.50	20	2.50

NOTES: (UNLESS OTHERWISE SPECIFIED)
1. PART FINAL WEIGHT TOLERANCE: ± 5%, SEE TABULATION

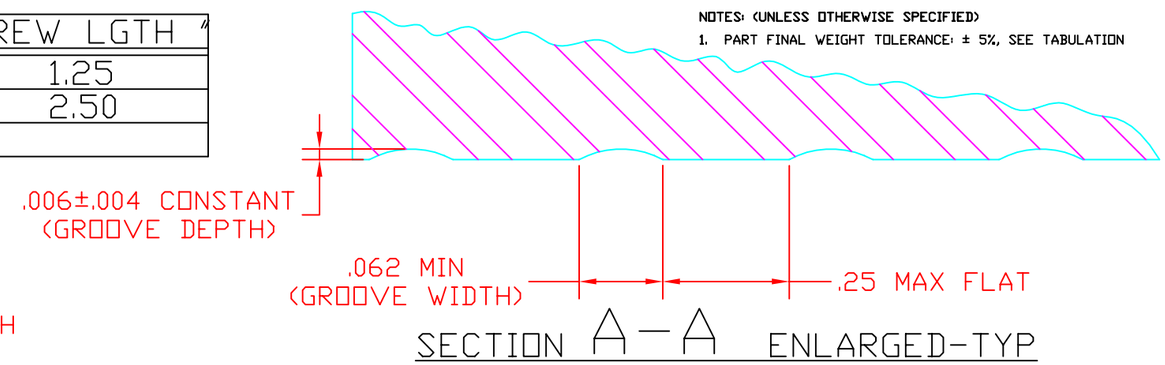

SECTION A-A ENLARGED-TYP

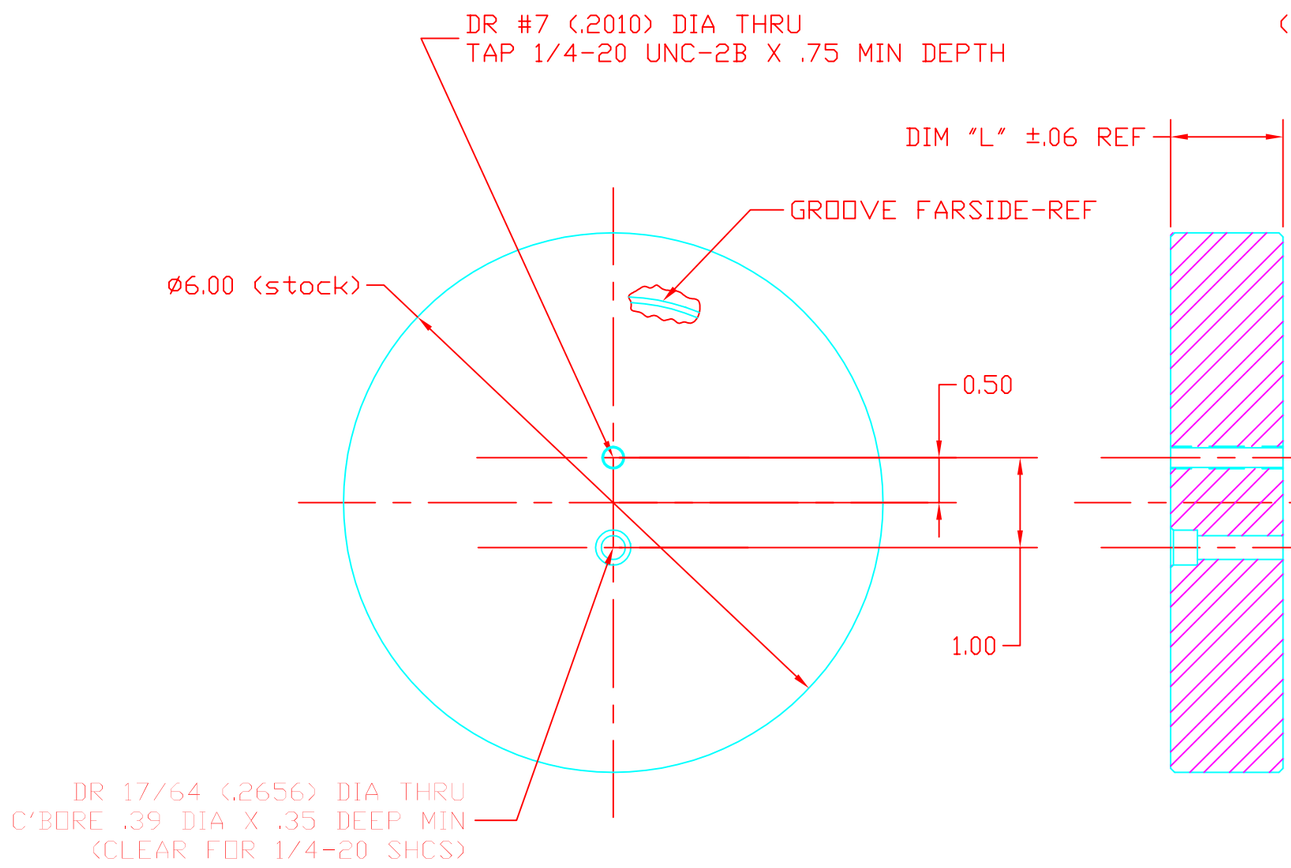

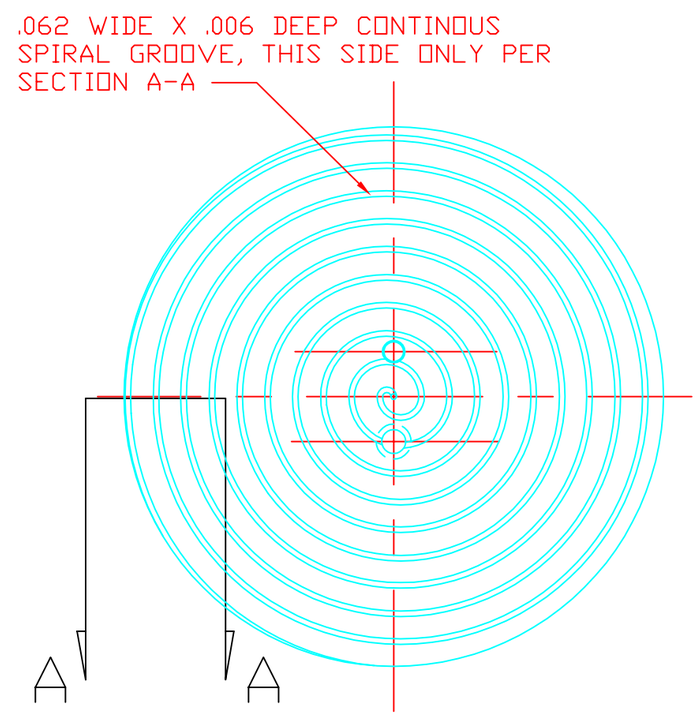

UNLESS OTHERWISE SPECIFIED
DIMENSIONS ARE IN INCHES

TOLERANCES:
FRACTIONAL ±1/32
ANGULAR ±
ANGULARMACH ± BEND ±
TWO PLACE DECIMAL ± .03
THREE PLACE DECIMAL ±.010
FINISHED SURFACE RMS
BREAK CORNERS .005-.020
REMOVE ALL BURRS

MATERIAL: TYPE 303 se COLD ROLL STAINLESS STEEL
HEAT TREAT:
FINISH: TUMBLE DEBURR PASSIVATE

DWG. NO.	DESCRIPTION
REFERENCE DRAWINGS	

USED ON:
NEXT ASS'Y:

REV	DESCRIPTION	DCN NUMBER	-	APPR'D	CHECK	DRWN	DATE
A	RELEASE	E980269	-	DC	LJ	KABOT	10-7-98
00	PRE-RELEASE (was Dwg # 91305B_Seism_table_balwts.dwg)	-	-	-	-	KABOT	8-17-98

ISSUE DESCRIPTION

LIGO CALIFORNIA INSTITUTE OF TECHNOLOGY
MASSACHUSETTS INSTITUTE OF TECHNOLOGY

SEISMIC TABLE
BALANCE WEIGHTS

CAD FILE: D980375-A.dwg
SIZE: B
DWG. NO.: D980375-A
SCALE: NTS
SHEET: 1 OF 1