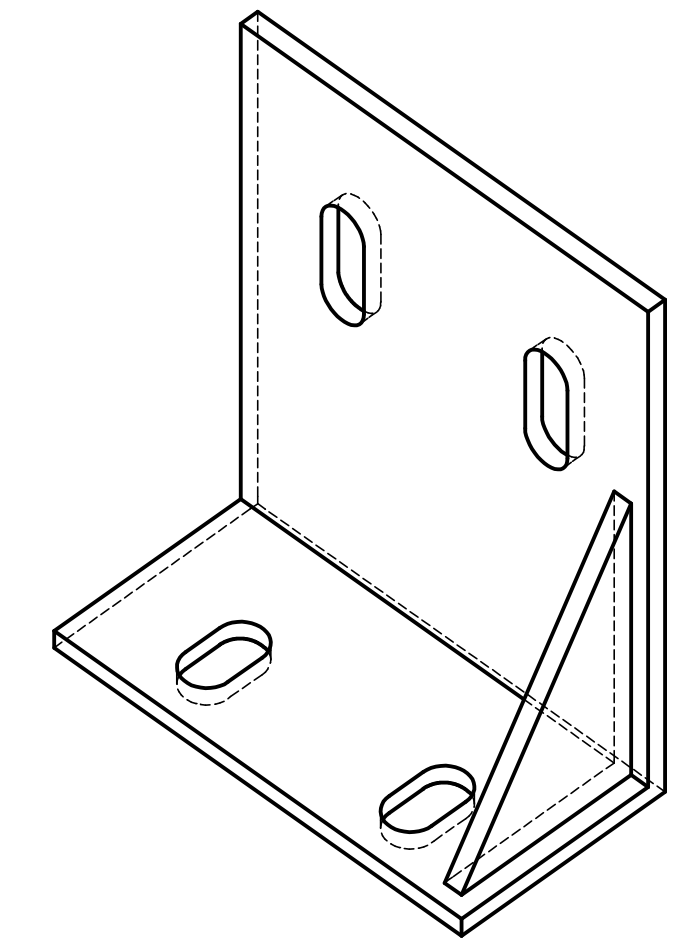
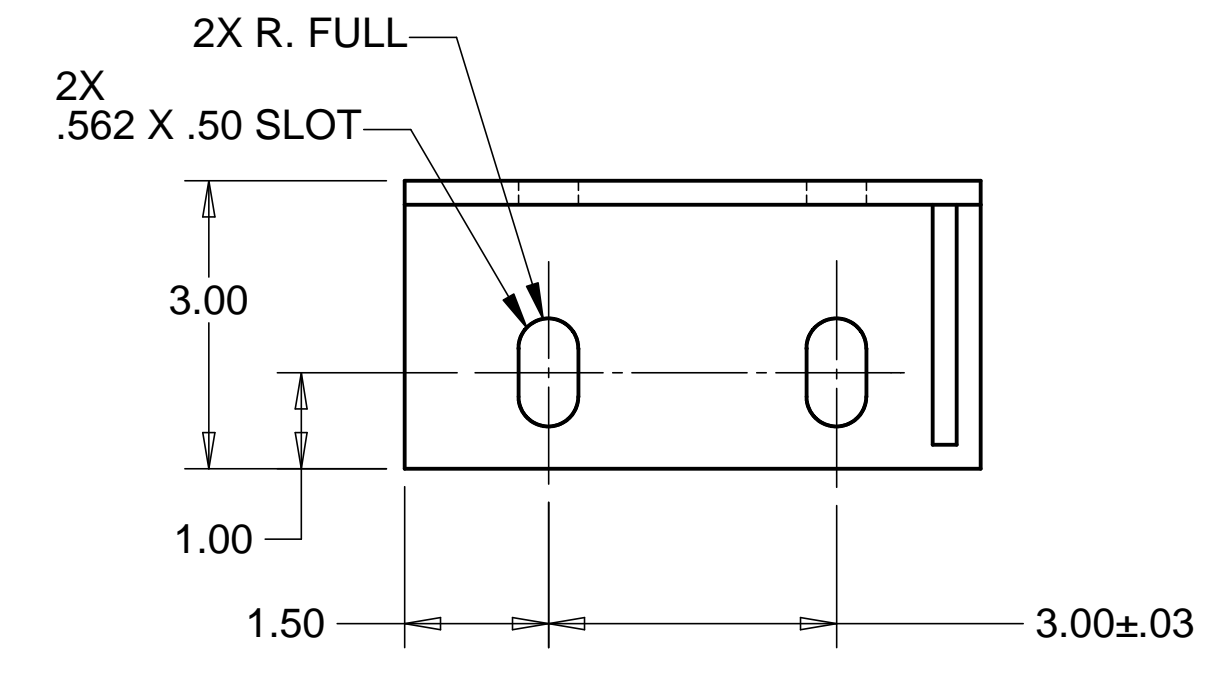


8 7 6 5 4 3 2 1

REVISIONS			
REV.	DESCRIPTION	DATE	APPROVED

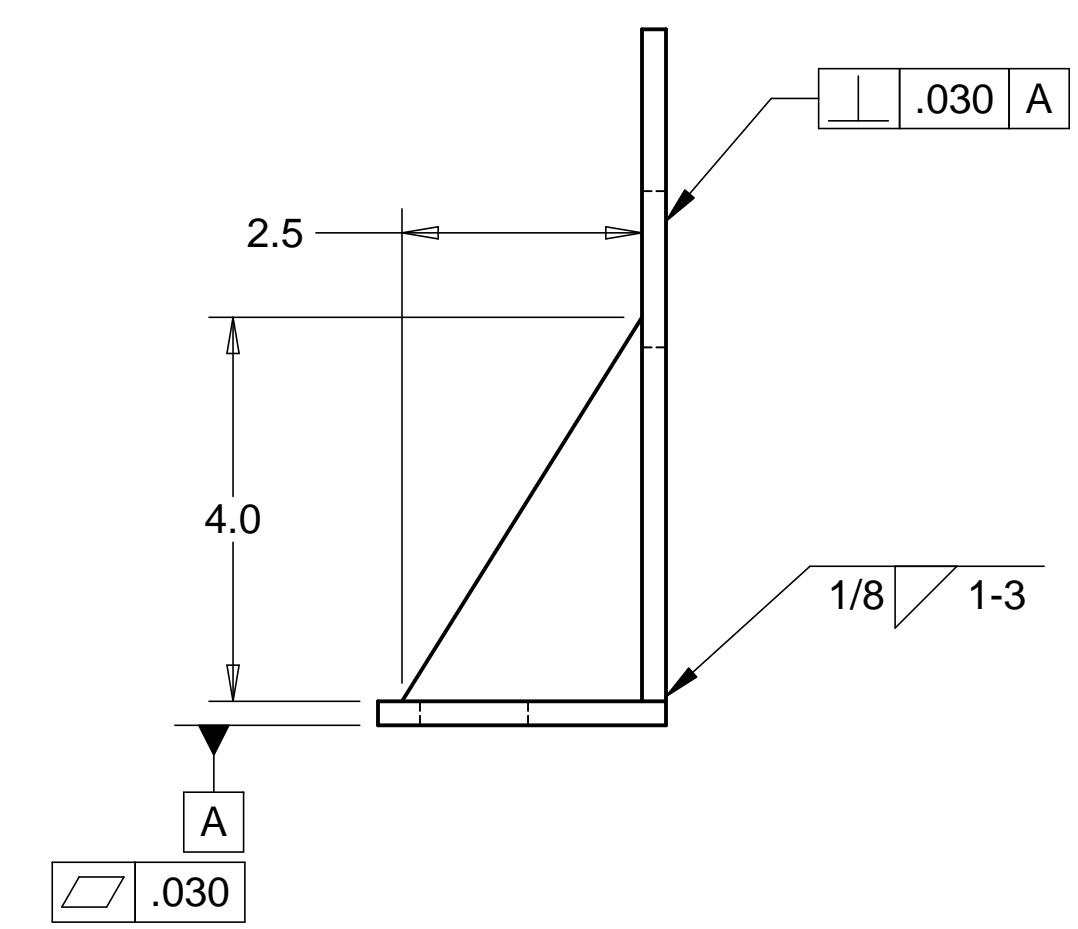
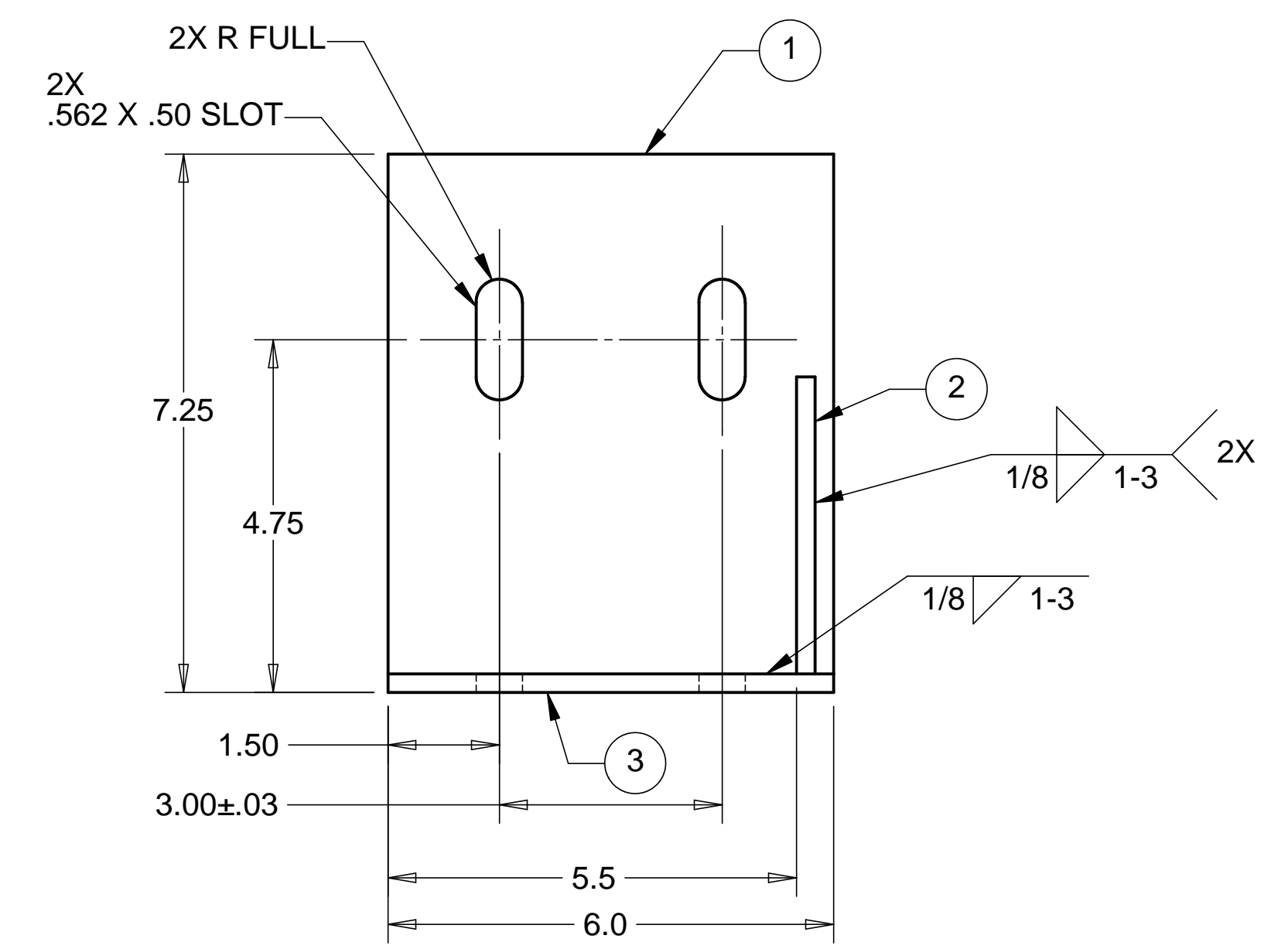
D

D



C

C



B

B

NOTES: UNLESS OTHERWISE SPECIFIED

1. ALL DIMENSIONS IN INCHES
2. DIMENSIONS AND TOLERANCING PER ASME Y14.5M-1994
3. SURFACE TEXTURE PER ANSI/ASME B 46.1-1985
4. REMOVE ALL BURRS AND BREAK SHARP EDGES TO A MAXIMUM OF .015
5. ALL INSIDE CORNERS TO BE .015 RADIUS MAX
6. COUNTERSINK 82 DEGREES ALL TAPPED HOLES TO MAJOR DIAMETER
7. COUNTERSINK 82 DEGREES APPROXIMATELY .015 DEEP ALL DRILLED HOLES
8. PARTS TO BE THOROUGHLY CLEANED TO REMOVE ALL OIL, GREASE, DIRT AND CHIPS
9. PART NUMBER (DRAWING NO. PLUS DASH NO. PLUS SERIAL NO.) TO BE CLEARLY MARKED ON THE PART ITSELF.
10. PART WEIGHS 4.4 Lbs.
11. PAINT PART USING SHERMAN WILLIAMS MEDIUM TEXTURED BEIGE (D13 POLANE T-PLUS, POLYURETHANE ENAMEL, F63 SERIES, #SW-F63TX-H-1651-5864).

ITEM NO.	QTY.	PART NO.	DESCRIPTION
1	1	PLATE, 1/4" THK	1010 STEEL
2	1	PLATE, 1/4" THK	1010 STEEL
3	1	PLATE, 1/4" THK	1010 STEEL

PARTS LIST

UNLESS OTHERWISE SPECIFIED: DIMENSIONS ARE IN INCHES -TOLERANCES-	CAD GENERATED DRAWING, DO NOT MANUALLY UPDATE DO NOT SCALE DRAWING		<b>HYTEC, INC</b> TITLE <b>HAM CROSSBEAM BRACKET          CLAMP WELDMENT</b>	
	DECIMALS X = +/- .1 .XX = +/- .060	ANGULAR = +/- 30' SURFACE FINISH = 250		
PART NO. <b>D972930-1</b>	DESIGNED	W. K. MILLER	DATE	12/18/97
	DRAWN	W. K. MILLER	DATE	12/18/97
	CHECKED	HARRY SALAZAR		
	ENGR.	T. THOMPSON		
	APPROVED	T. THOMPSON		
SCALE 1/2			DWG. NO.	D972930
			SIZE	D
			SHEET NO.	1 of 1
			REVISION	

A

8 7 6 5 4 3 2 1