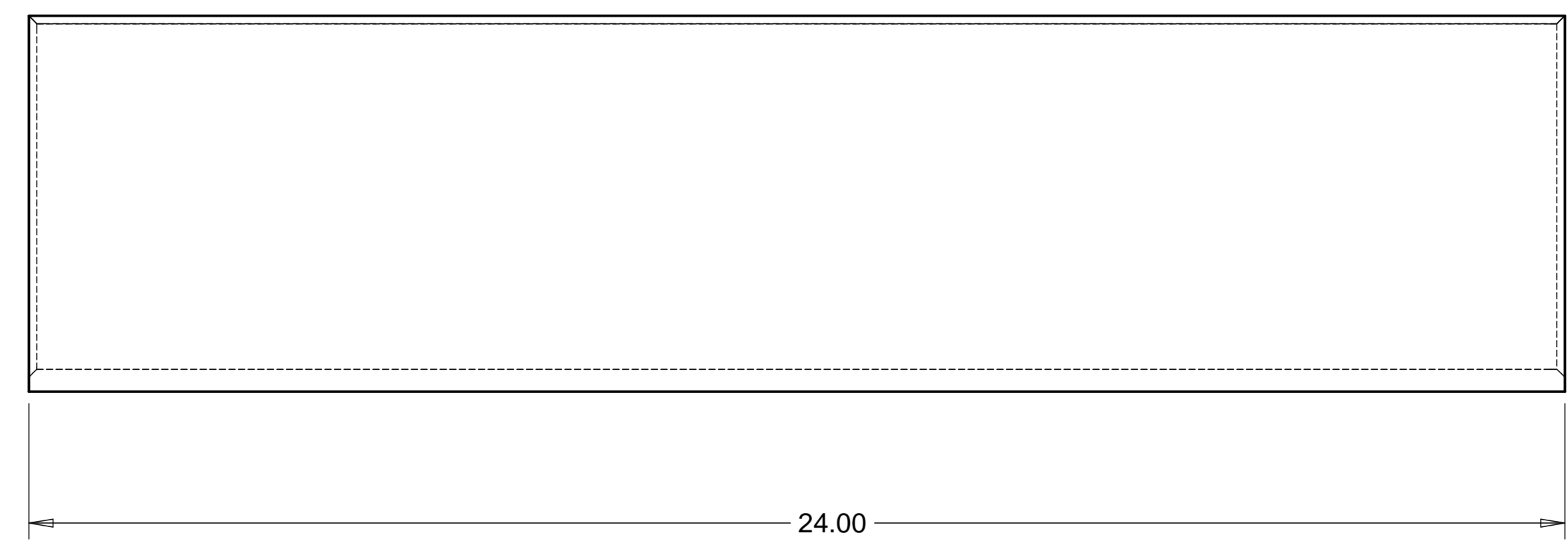
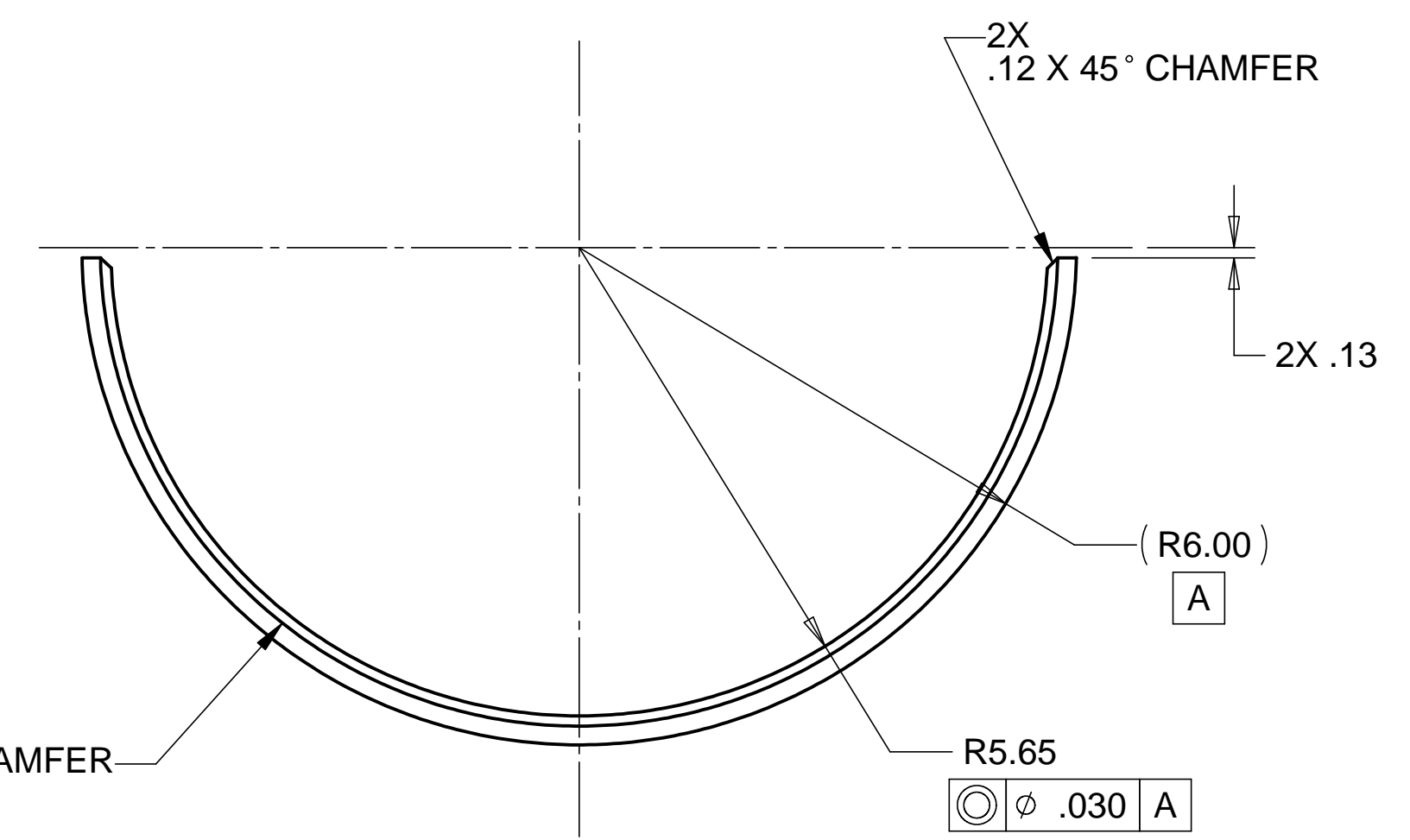
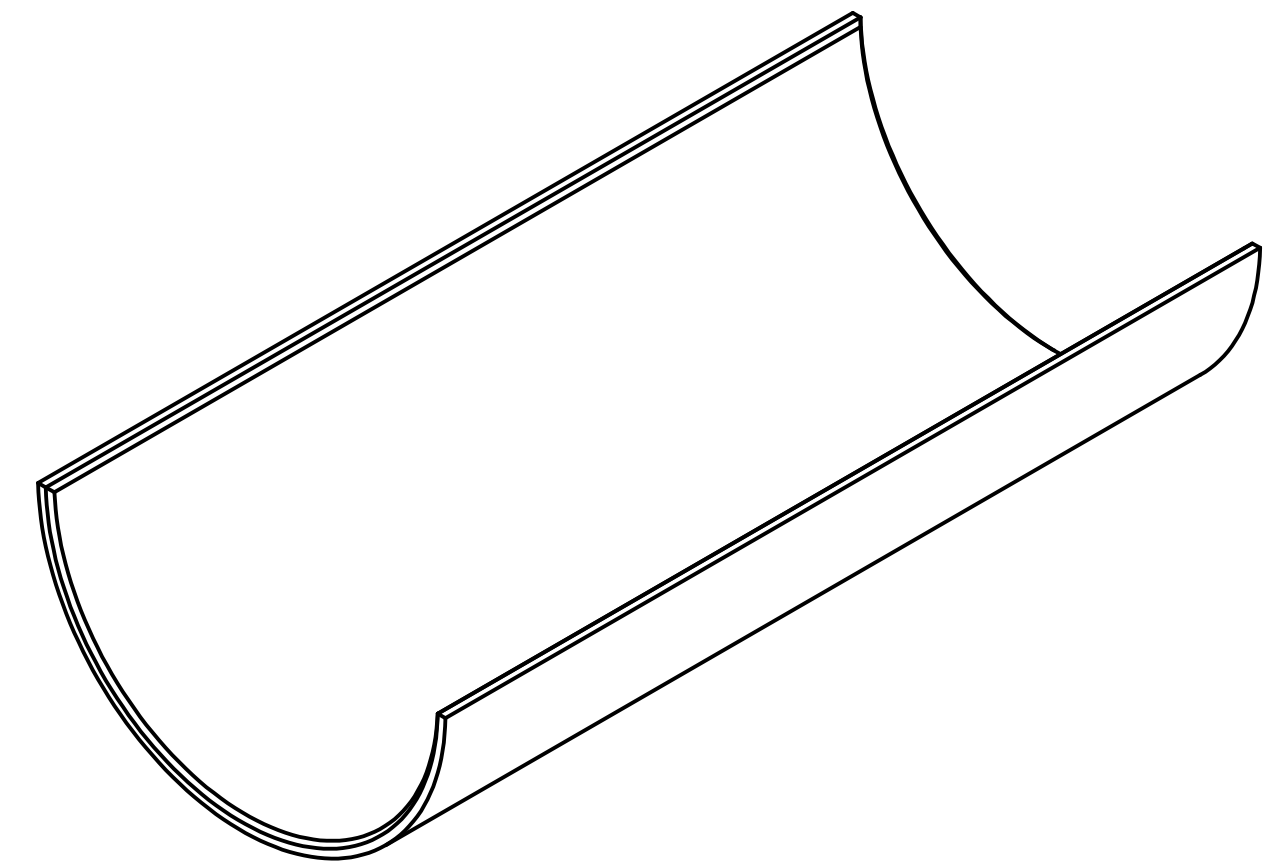


8 7 6 5 4 3 2 1

REVISIONS			
REV.	DESCRIPTION	DATE	APPROVED



MATL: 12.0 O.D. X .50 WALL 6061-T6 AL TUBE

NOTES: UNLESS OTHERWISE SPECIFIED

1. ALL DIMENSIONS IN INCHES
2. DIMENSIONS AND TOLERANCING PER ASME Y14.5M-1994
3. SURFACE TEXTURE PER ANSI/ASME B 46.1-1985
4. REMOVE ALL BURRS AND BREAK SHARP EDGES TO A MAXIMUM OF .015
5. ALL INSIDE CORNERS TO BE .015 RADIUS MAX
6. COUNTERSINK 82 DEGREES ALL TAPPED HOLES TO MAJOR DIAMETER
7. COUNTERSINK 82 DEGREES APPROXIMATELY .015 DEEP ALL DRILLED HOLES
8. PARTS TO BE THOROUGHLY CLEANED TO REMOVE ALL OIL, GREASE, DIRT AND CHIPS
9. PART NUMBER (DRAWING NO. PLUS DASH NO. PLUS SERIAL NO. ) TO BE CLEARLY MARKED ON THE PART ITSELF.
10. PART WEIGHS 15 Lbs.

PARTS LIST			
UNLESS OTHERWISE SPECIFIED: DIMENSIONS ARE IN INCHES -TOLERANCES-	CAD GENERATED DRAWING, DO NOT MANUALLY UPDATE DO NOT SCALE DRAWING		<b>HYTEC, INC</b> TITLE <b>BSC SUPPORT TUBE STEP SLEEVE</b>
	DECIMALS .XX = +/- .06 .XXX = +/- .010	ANGULAR = +/- 30' SURFACE FINISH = 250	
FINISH	SIGNATURE	DATE	SIZE SHEET NO. <b>D 1 of 1</b>
PART NO. <b>D972446-1</b>	DESIGNED	W. K. MILLER	2/8/98
	DRAWN	W. K. MILLER	2/8/98
	CHECKED	HARRY SALAZAR	-
	ENGR.	T. THOMPSON	-
	APPROVED	T. THOMPSON	-
	SCALE	1/2	REVISION

8 7 6 5 4 3 2 1