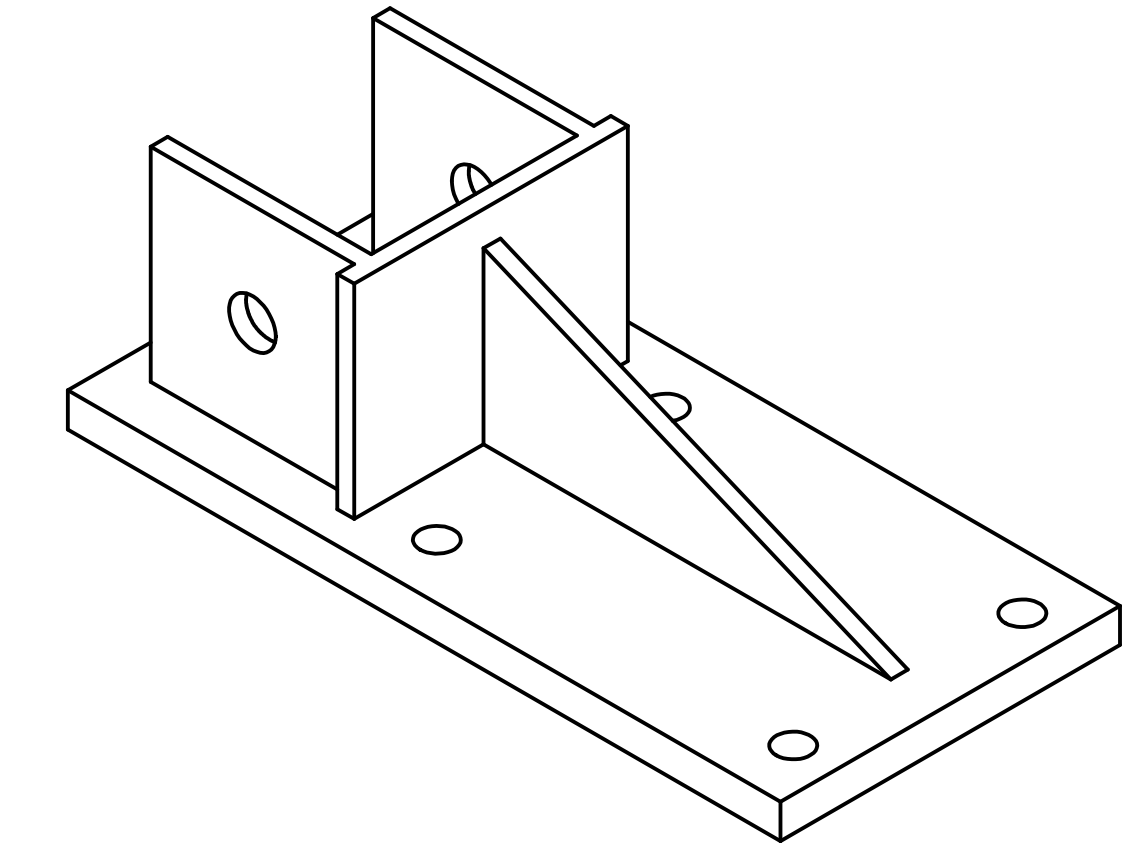
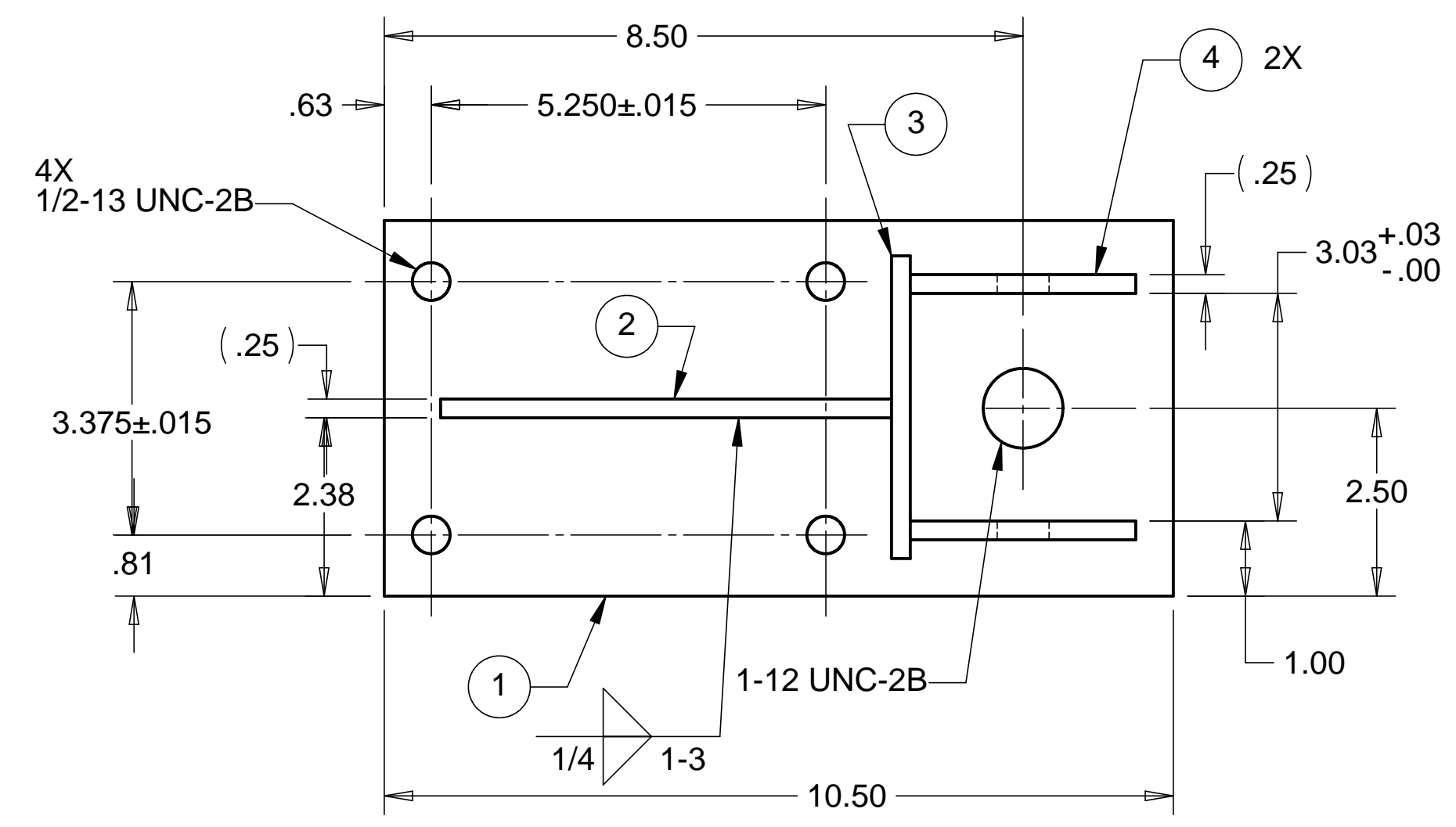


8 7 6 5 4 3 2 1

REVISIONS			
REV.	DESCRIPTION	DATE	APPROVED

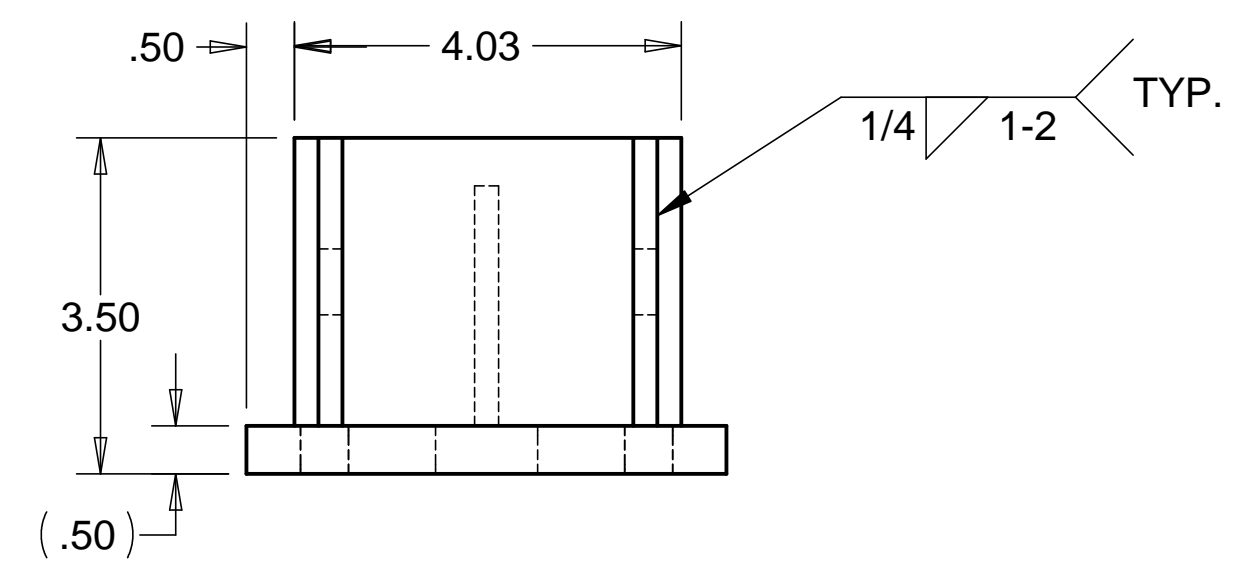
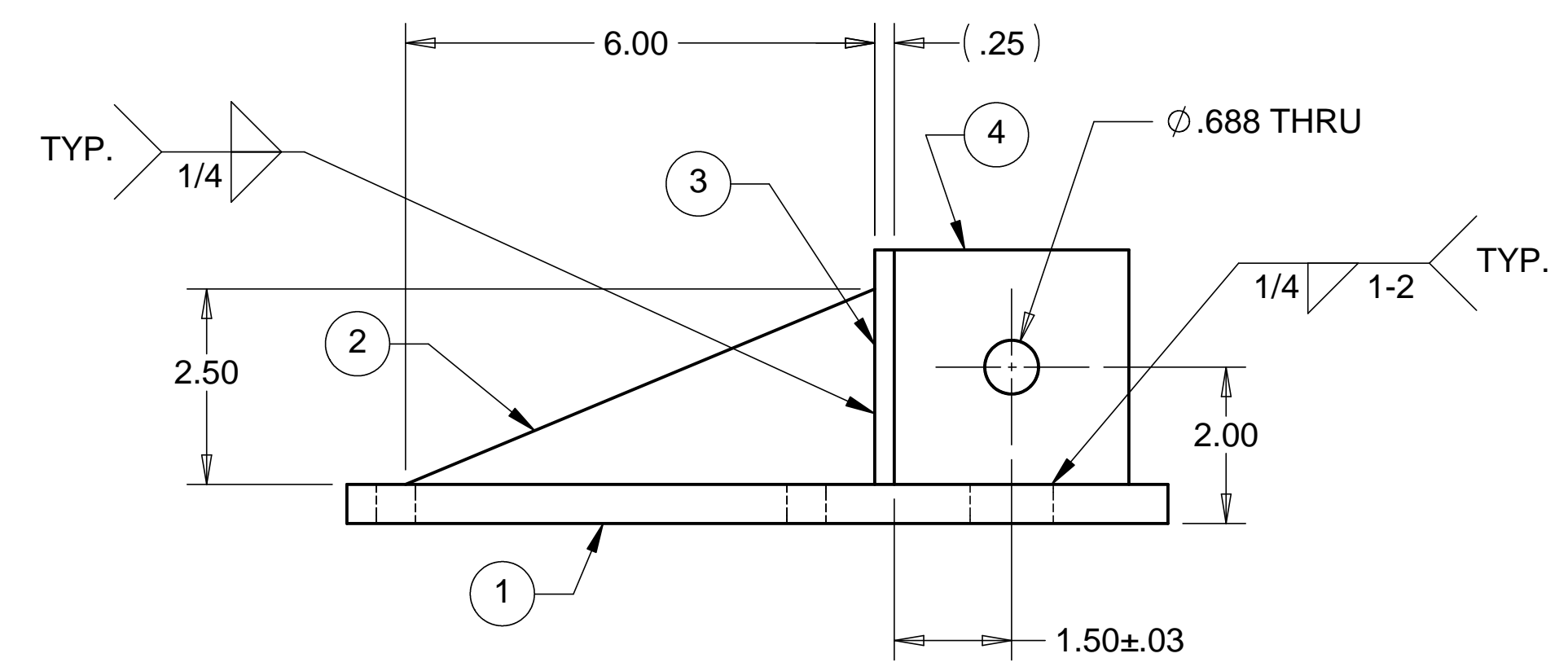
D

D



C

C



B

B

NOTES: UNLESS OTHERWISE SPECIFIED

1. ALL DIMENSIONS IN INCHES
2. DIMENSIONS AND TOLERANCING PER ASME Y14.5M-1994
3. SURFACE TEXTURE PER ANSI/ASME B 46.1-1985
4. REMOVE ALL BURRS AND BREAK SHARP EDGES TO A MAXIMUM OF .015
5. ALL INSIDE CORNERS TO BE .015 RADIUS MAX
6. COUNTERSINK 82 DEGREES ALL TAPPED HOLES TO MAJOR DIAMETER
7. COUNTERSINK 82 DEGREES APPROXIMATELY .015 DEEP ALL DRILLED HOLES
8. PARTS TO BE THOROUGHLY CLEANED TO REMOVE ALL OIL, GREASE, DIRT AND CHIPS
9. PART NUMBER (DRAWING NO. PLUS DASH NO. PLUS SERIAL NO.) TO BE CLEARLY MARKED ON THE PART ITSELF.
10. PART WEIGHS 10 Lbs.
11. PAINT PART USING SHERMAN WILLIAMS MEDIUM TEXTURED BEIGE (D13 POLANE T-PLUS, POLYURETHANE ENAMEL, F63 SERIES, #SW-F63TX-H-1651-5864).

A

A

ITEM NO.	QTY.	DESCRIPTION	MATERIAL
1	1	1/2" THK PLATE	1010 STEEL
2	1	1/4" THK PLATE	1010 STEEL
3	1	1/4" THK PLATE	1010 STEEL
4	2	1/4" THK PLATE	1010 STEEL

PARTS LIST

UNLESS OTHERWISE SPECIFIED: DIMENSIONS ARE IN INCHES -TOLERANCES-		CAD GENERATED DRAWING, DO NOT MANUALLY UPDATE DO NOT SCALE DRAWING		HYTEC, INC TITLE BSC ROLLER SYSTEM ADJUSTABLE CASTOR BASEPLATE WELDMENT	
DECIMALS .XX = +/- .06 .XXX = +/- .010	ANGULAR = +/- .30° SURFACE FINISH = 250	SIGNATURE	DATE		
FINISH		DESIGNED W. K. MILLER	2/5/98	DWG. NO.	SIZE
		DRAWN W. K. MILLER	2/5/98	D972440	D
PART NO. D972440-1		CHECKED HARRY SALAZAR	-	SHEET NO.	1 of 1
		ENGR. T. THOMPSON	-	SCALE	1/2
		APPROVED T. THOMPSON	-	REVISION	

8 7 6 5 4 3 2 1