

8

7

6

5

4

3

2

1

REVISIONS			
REV	DESCRIPTION	DATE	APPROVED
A	SEE ECN# D972201-A FOR CHANGE LIST	11/03/97	T. THOMPSON
B	SEE ECN# D972201-B FOR CHANGE LIST	04/29/98	T. THOMPSON
C	SEE ECN# D972201-C FOR CHANGE LIST	07/24/98	T. THOMPSON
D	SEE ECN# D972201-D FOR CHANGE LIST	04/23/99	T. THOMPSON
E	SEE ECN# D972201-E FOR CHANGE LIST	05/21/99	T. THOMPSON

D

D

22.459
COMPRESSED
HEIGHT

C

C

SEE SHEET D2 VIEW D-D
FOR SPRING PLACEMENT
& COUNT AT THIS LEVEL

SEE SHEET D2 VIEW C-C
FOR SPRING PLACEMENT
& COUNT AT THIS LEVEL

SEE SHEET D2 VIEW B-B
FOR SPRING PLACEMENT
& COUNT AT THIS LEVEL

As Built Configuration 4/23/99
Spring Height = 2.516 inches
Stack Height = 22.459 inches
Shim Height = .275 inches

B

B

SEE SHEET D2 VIEW A-A
FOR SPRING PLACEMENT
& COUNT AT THIS LEVEL

2.516
COMPRESSED
SPRING/SEAT HEIGHT

ITEM NO.	QTY.	PART NO.	DESCRIPTION
1	1	D972213-1	LEG ELEMENT #1
2	2	D972218-1	RIGHT HAND COIL SPRING
3	3	D972217-1	LEG SCREW #1
4	1	D972214-1	LEG ELEMENT #2
5	3	D972217-3	LEG SCREW #2
6	1	D972215-1	LEG ELEMENT #3
7	1	D972216-3	SHIM
8	1	D972714-1	VITON SHIM
9	36	D972219-1	RIGHT HAND COIL SPRING SEAT
10	6	WFV-38-.75-.089	VENTED WASHER, U-C COMPONENTS, INC.
11	2	D972218-2	LEFT HAND COIL SPRING
12	36	D972220-1	LEFT HAND COIL SPRING SEAT
13	16	D972218-3	RIGHT HAND COIL SPRING (NO EPOXY)
14	16	D972218-4	LEFT HAND COIL SPRING (NO EPOXY)

ASSEMBLE ON SUPPORT TABLE

PARTS LIST			
UNLESS OTHERWISE SPECIFIED: DIMENSIONS ARE IN INCHES -TOLERANCES-		CAD GENERATED DRAWING, DO NOT MANUALLY UPDATE DO NOT SCALE DRAWING	
DECIMALS .XX = +/- .03 .XXX = +/- .010	ANGULAR = +/- .30° SURFACE FINISH = 250	TITLE HYTEC, INC LIGO BSC ISOLATION STACK LEG ASSEMBLY	
FINISH	SIGNATURE	DATE	DWG. NO.
	ROGER L. SMITH	5-28-97	
	ROGER L. SMITH	5-28-97	SIZE
PART NO.	CHECKED	HARRY SALAZAR	8-8-97
D972201-1	ENGR.	T. THOMPSON	8-11-97
	APPROVED	T. THOMPSON	8-11-97
	SCALE	1/2	SHEET NO.
			D972201 D 1 of 2
			REVISION E

A

8

7

6

5

4

3

2

1

A

8

7

6

5

4

3

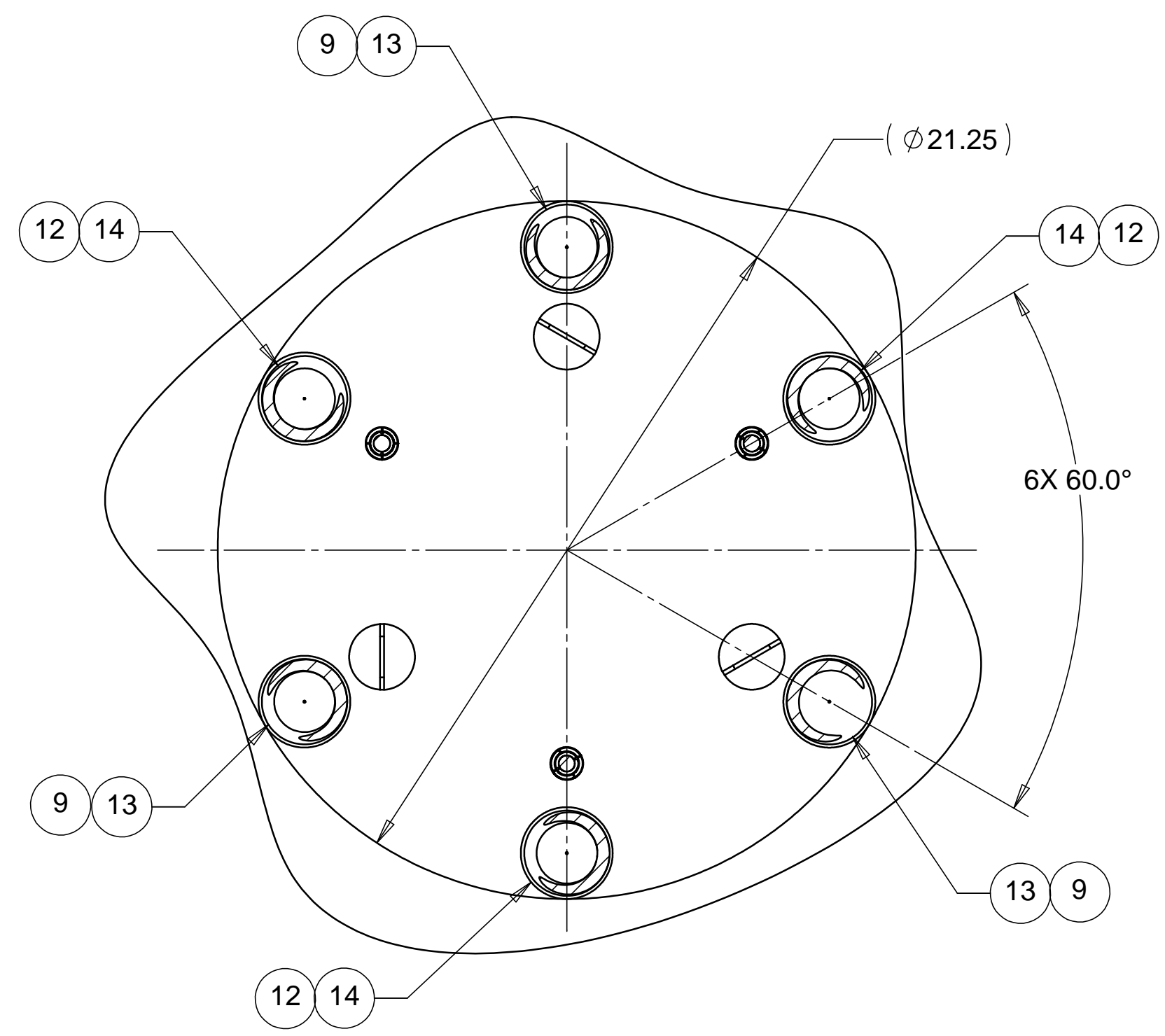
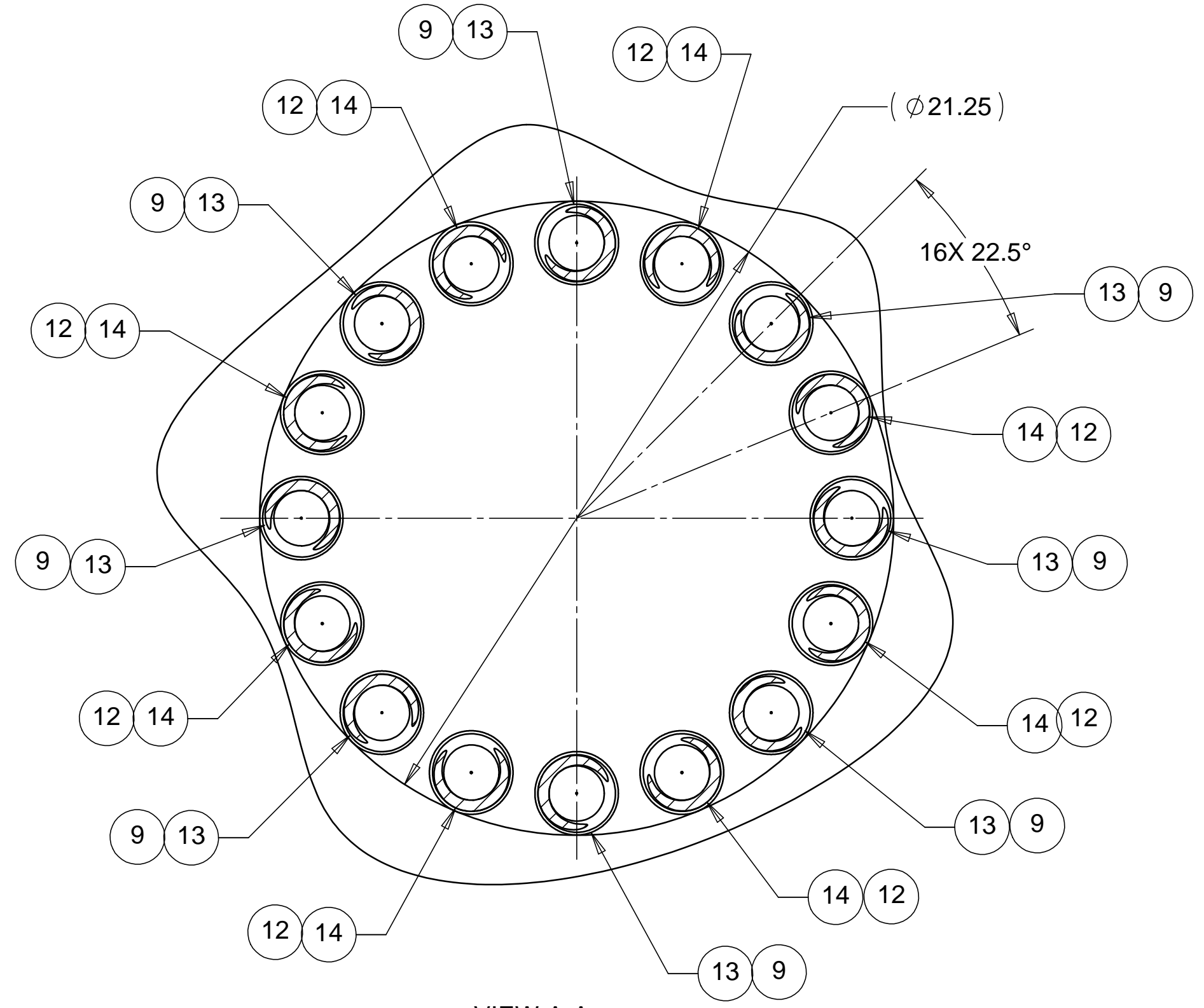
2

1

REVISIONS			
REV	DESCRIPTION	DATE	APPROVED
A	SEE ECN# D972201-A FOR CHANGE LIST	11/03/97	T. THOMPSON
B	SEE ECN# D972201-B FOR CHANGE LIST	04/29/98	T. THOMPSON
C	SEE ECN# D972201-C FOR CHANGE LIST	07/24/98	T. THOMPSON
D	SEE ECN# D972201-D FOR CHANGE LIST	04/23/99	T. THOMPSON
E	SEE ECN# D972201-E FOR CHANGE LIST	05/21/99	T. THOMPSON

D

D



C

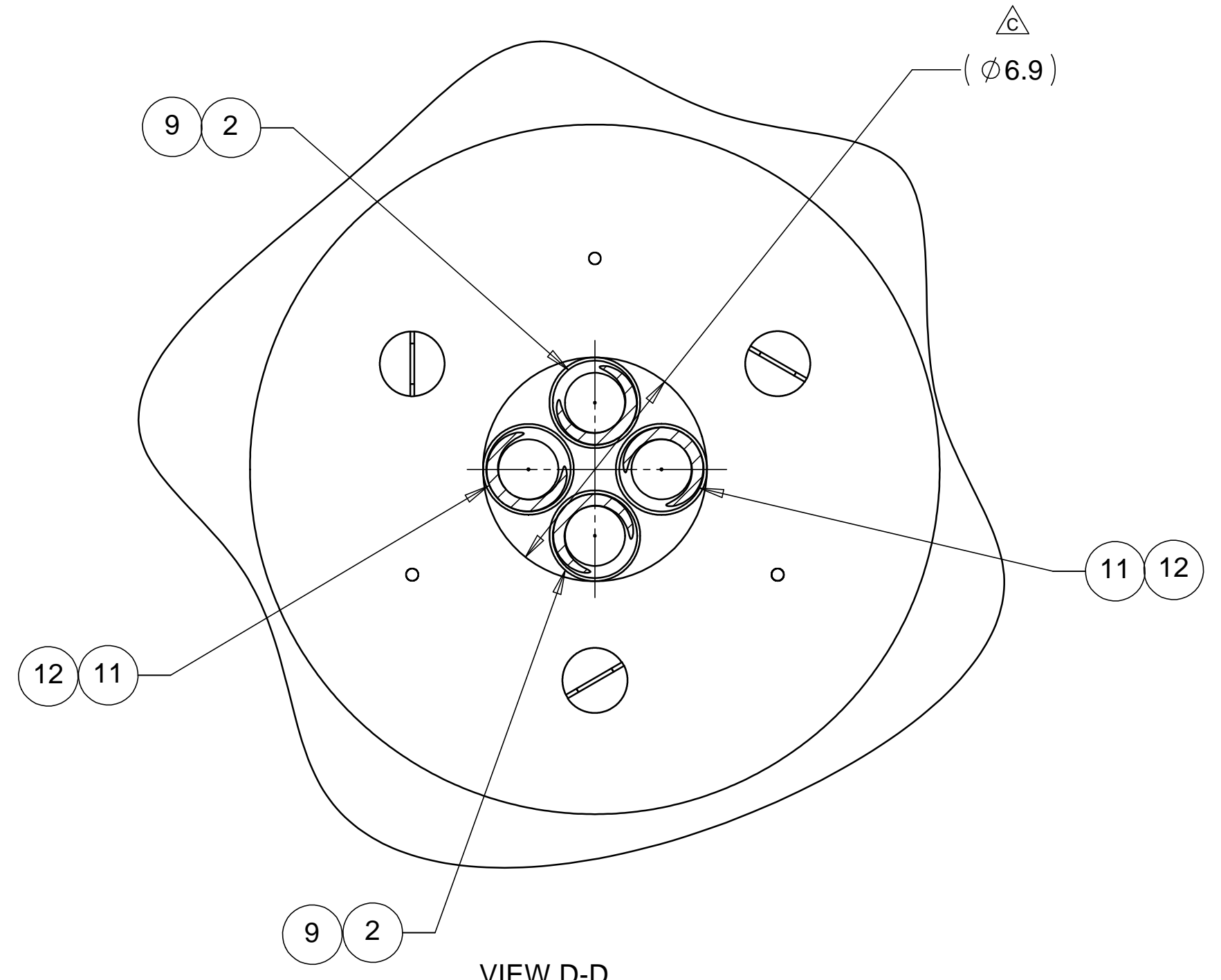
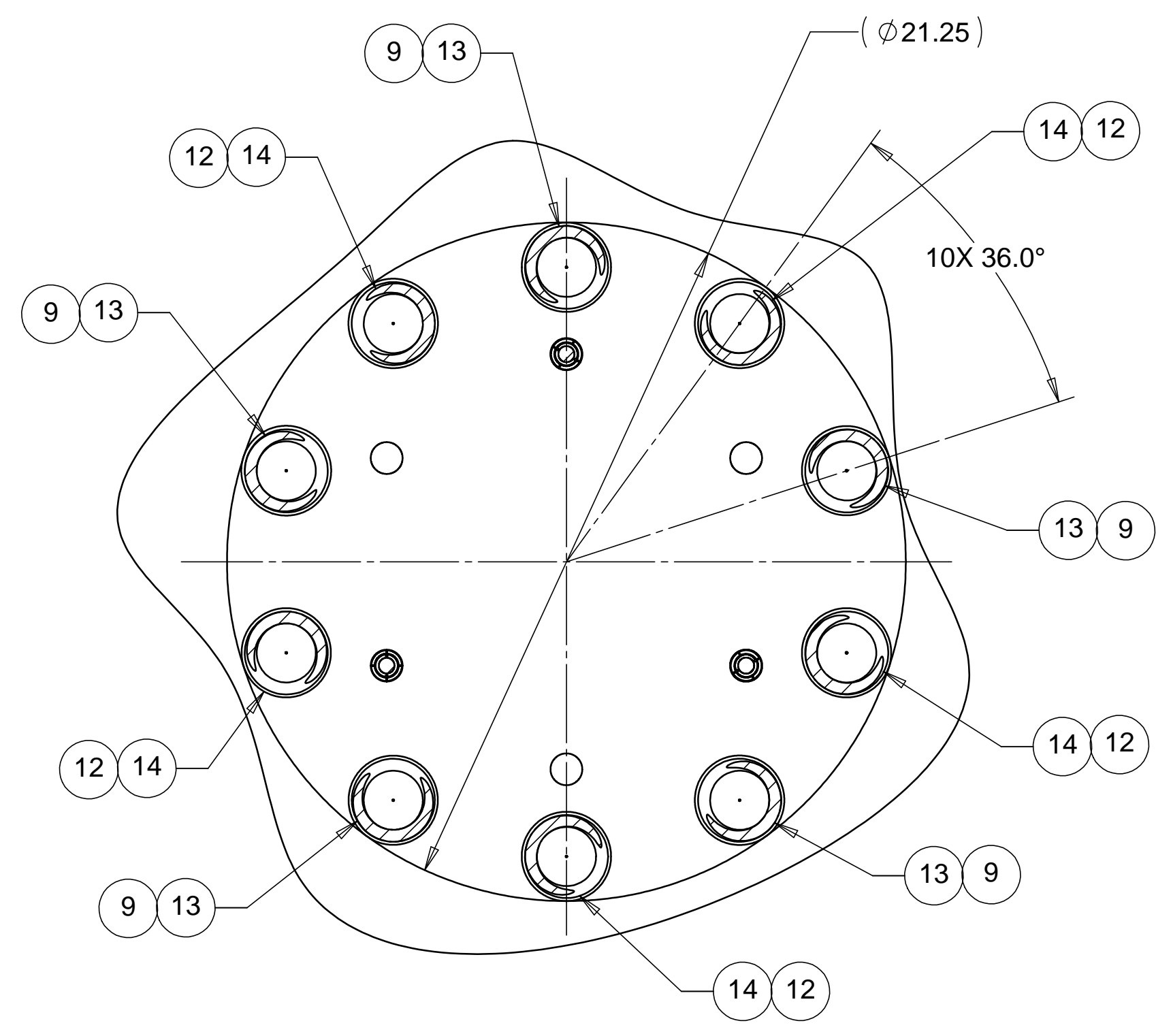
C

VIEW A-A

VIEW C-C

B

B



VIEW B-B

VIEW D-D

A

A

8

7

6

5

4

3

2

1

PARTS LIST			
UNLESS OTHERWISE SPECIFIED: DIMENSIONS ARE IN INCHES -TOLERANCES-		CAD GENERATED DRAWING, DO NOT MANUALLY UPDATE DO NOT SCALE DRAWING	
DECIMALS ANGULAR = +/- .30° .X = +/- .1 .XX = +/- .03 .XXX = +/- .010 SURFACE FINISH = 250		TITLE HYTEC, INC LIGO BSC ISOLATION STACK LEG ASSEMBLY	
FINISH	SIGNATURE	DATE	DWG. NO.
	DESIGNED ROGER L. SMITH	10-22-97	SIZE SHEET NO.
	DRAWN ROGER L. SMITH	04-29-98	D972201 D 2 of 2
PART NO. D972201-1	CHECKED T. THOMPSON	05-04-98	REVISION E
	ENGR. T. THOMPSON	05-04-98	SCALE 1/4
	APPROVED T. THOMPSON	05-04-98	