

8

7

6

5

4

3

2

1

REVISIONS		DATE	APPROVED
REV	DESCRIPTION		

D

D

C

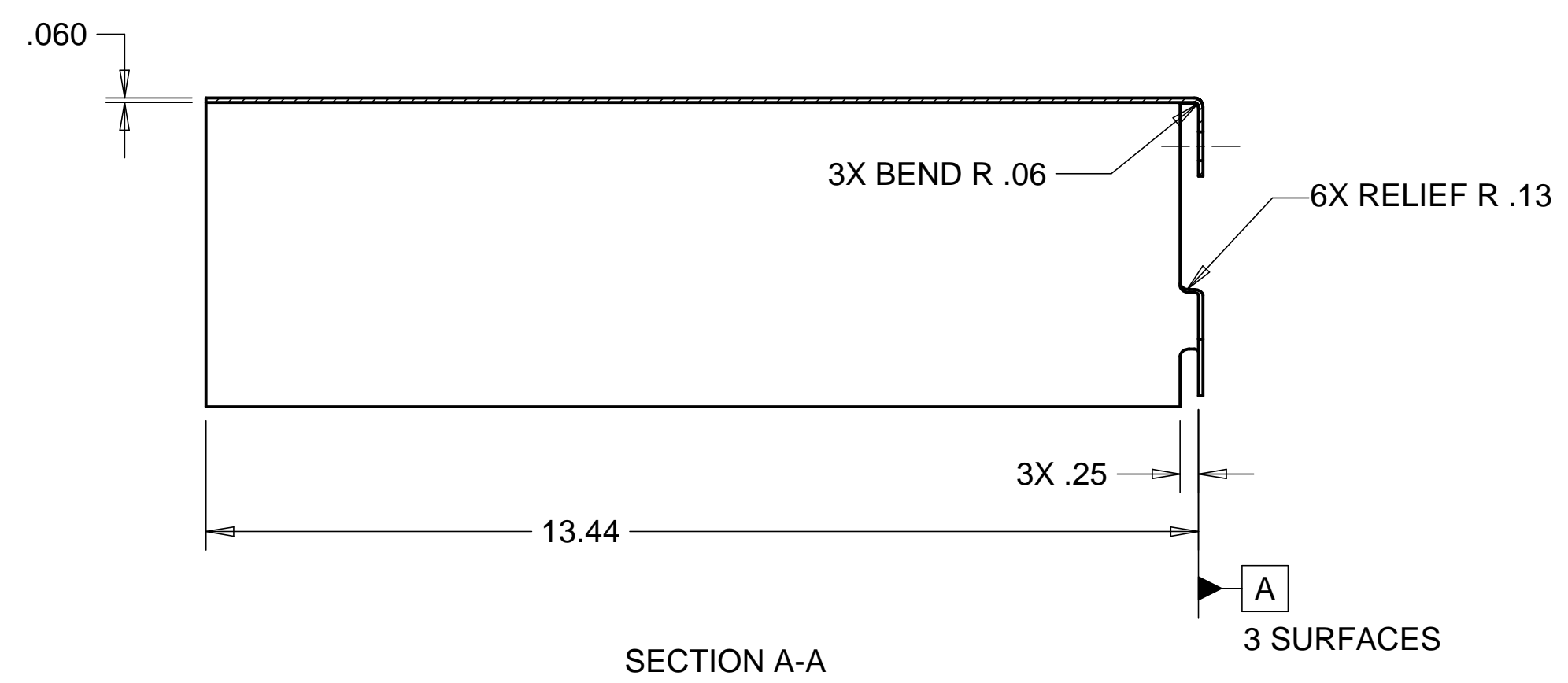
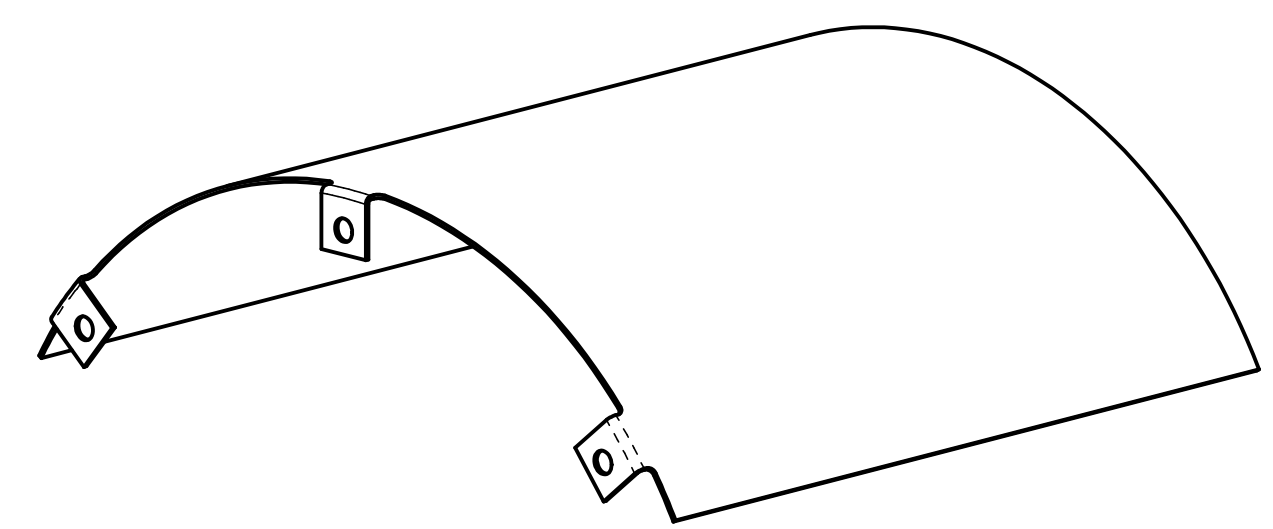
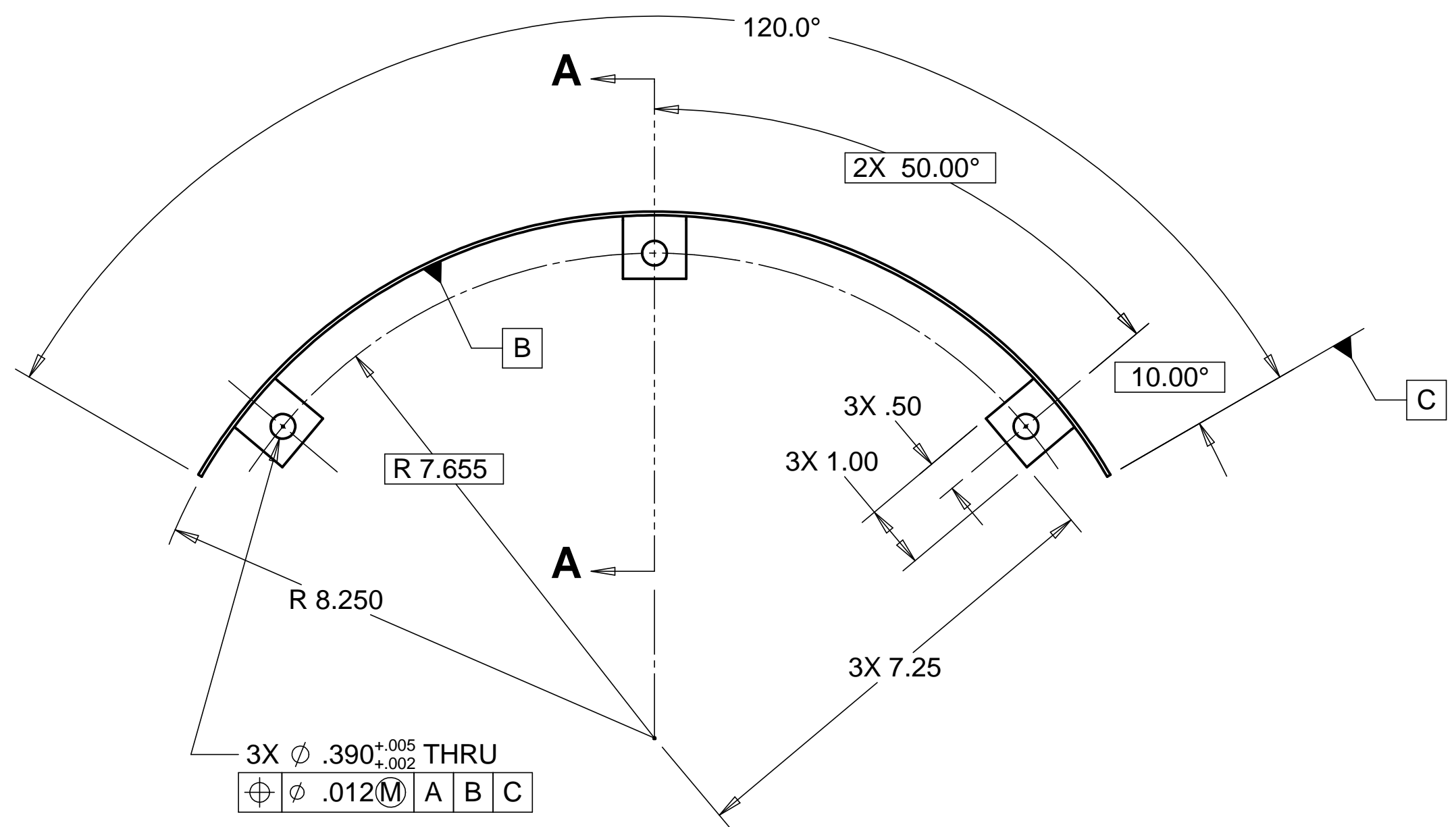
C

B

B

A

A



NOTES: UNLESS OTHER WISE SPECIFIED

1. ALL DIMENSIONS IN INCHES
2. DIMENSIONS AND TOLERANCING PER ANASI Y14.5M-1994
3. SURFACE TEXTURE PER ANI/ASME B 46.1-1985
4. REMOVE ALL BURRS AND BREAK SHARP EDGES TO A MAXIMUM OF .015
5. ALL INSIDE CORNERS TO BE .015 RADIUS MAX
6. COUNTERSINK 82 DEGREES ALL TAPPED HOLES TO MAJOR DIAMETER
7. COUNTERSINK 82 DEGREES APPROXIMATELY .03/.06 DEEP ALL DRILLED HOLES
8. PARTS TO BE THOROUGHLY CLEANED TO REMOVE ALL OIL, GREASE, DIRT AND CHIPS
9. PART NUMBER (DRAWING NO., DASH NO., REVISION NO., SERIAL NO.) TO BE CLEARLY MARKED ON THE PART ITSELF.

PARTS LIST			
UNLESS OTHERWISE SPECIFIED: DIMENSIONS ARE IN INCHES -TOLERANCES-		CAD GENERATED DRAWING, DO NOT MANUALLY UPDATE DO NOT SCALE DRAWING	
DECIMALS ANGULAR = +/- .30'		TITLE	
.X = +/- .1		HYTEC, INC	
.XX = +/- .03		LIGO	
.XXX = +/- .010 SURFACE FINISH = 250		BSC BELLOWS GUARD	
FINISH	SIGNATURE	DATE	DWG. NO.
	DESIGNED HUGH RADKINS	09-23-98	D972152
	DRAWN ROGER L. SMITH	09-23-98	SIZE
	CHECKED T. THOMPSON	09-XX-98	D
	ENGR. T. THOMPSON	09-XX-98	SHEET NO.
	APPROVED T. THOMPSON	09-XX-98	1 of 1
PART NO.	SCALE 1/2		REVISION
D972152-1			

8

7

6

5

4

3

2

1