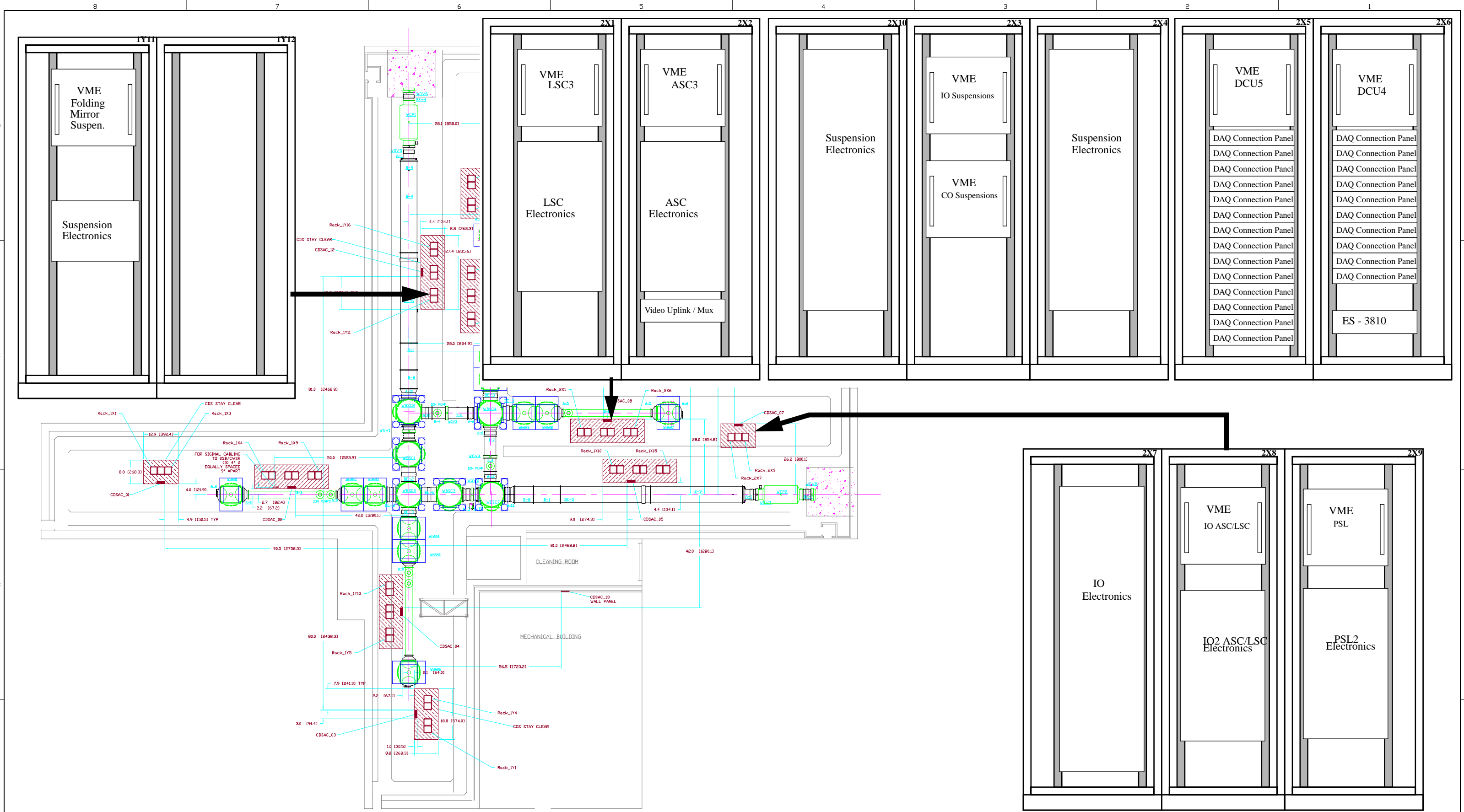


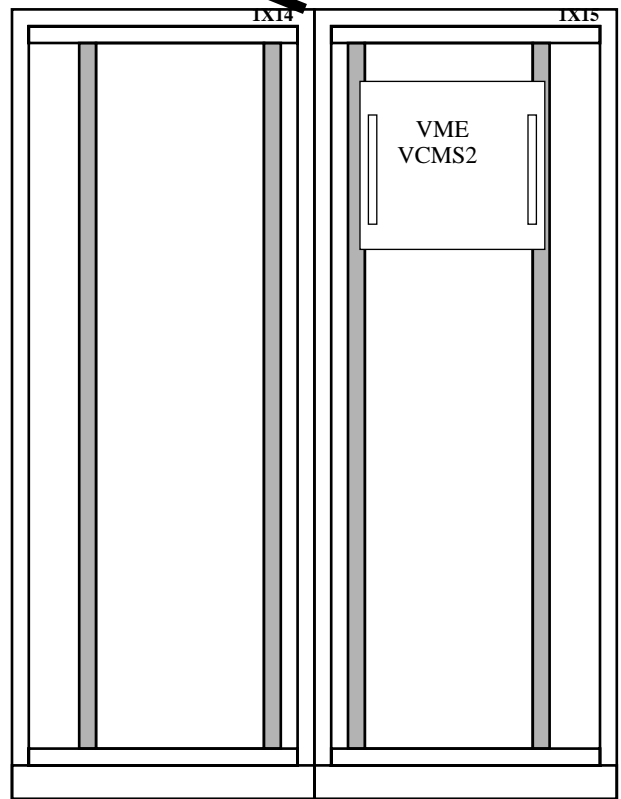
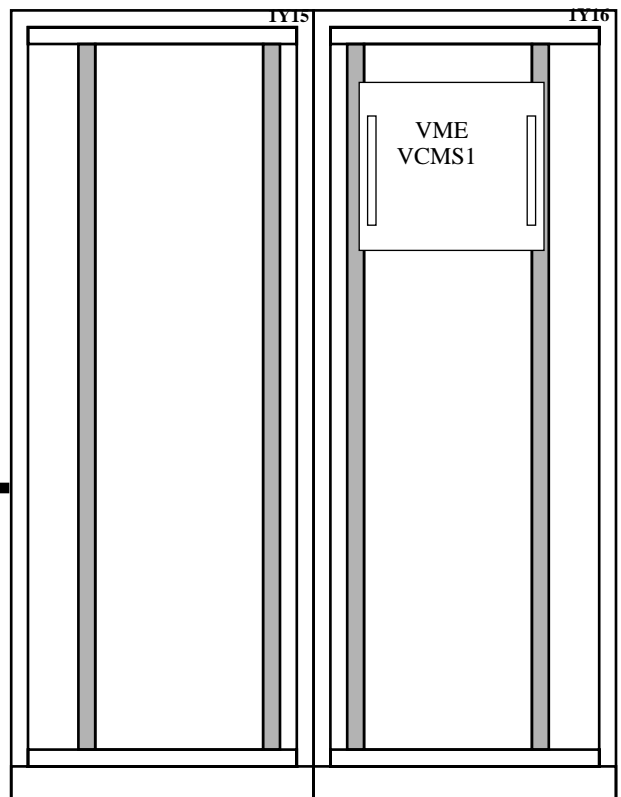
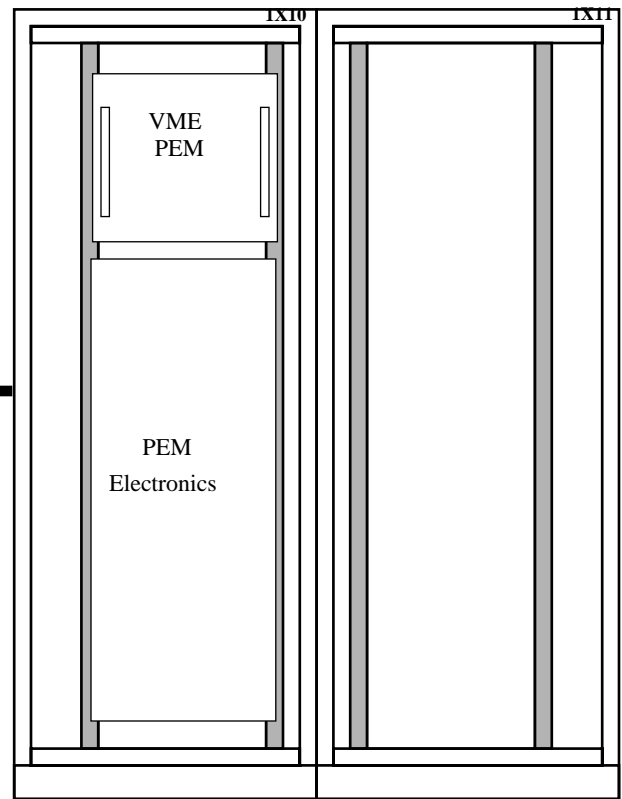
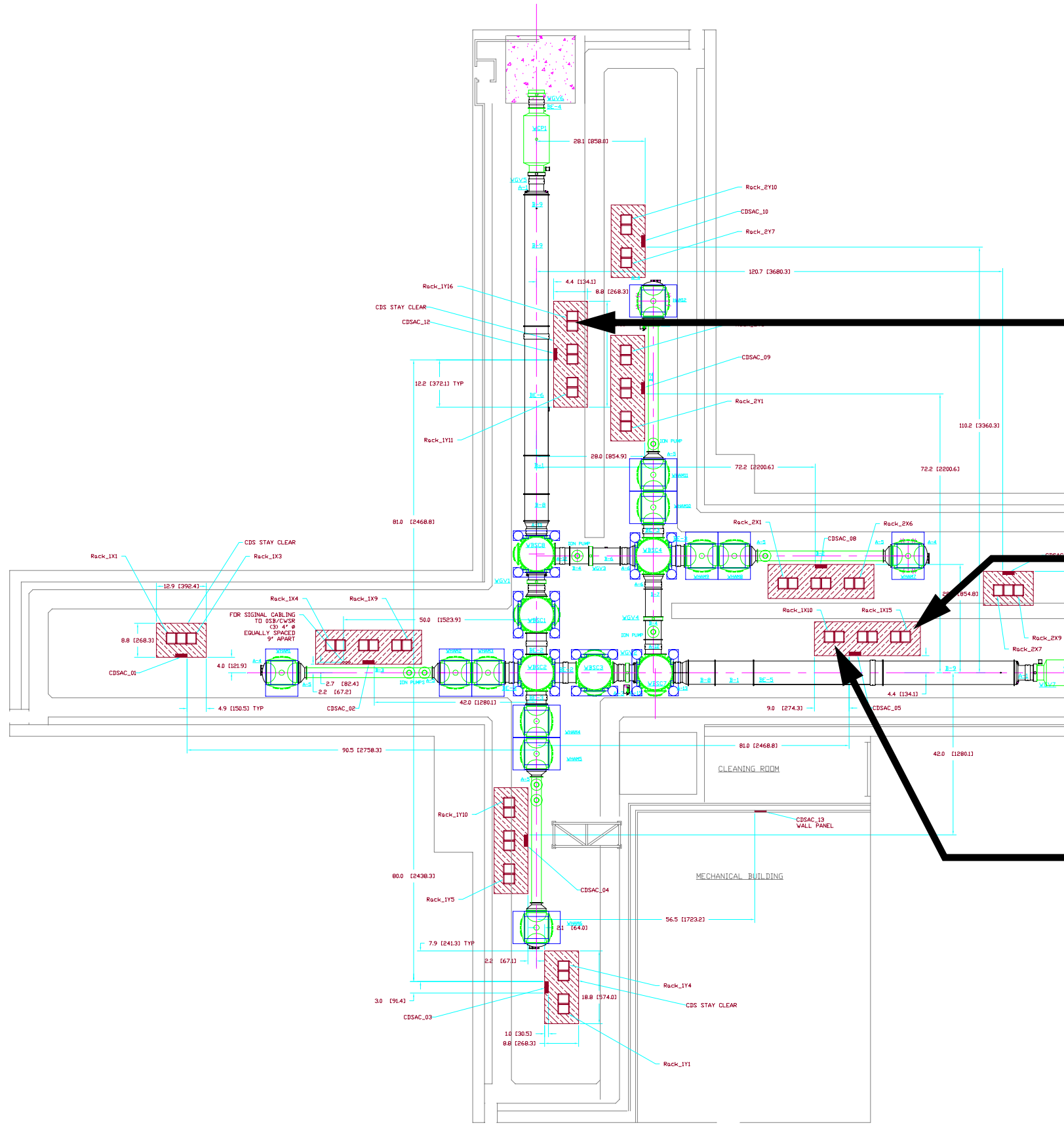
Notes:

- 1) This drawing is intended solely to depict rack locations and subsystem assignments. For detailed rack equipment layouts, see appropriate CDS subsystem drawings.
- 2) Additional racks have been added to this drawing which are not yet reflected in Chamber and Rack Designations (D960073-00-E). These are:
 - Rack 1X22, between 1X7 and 1X8.
 - Rack 2X10, between 2X2 and 2X3.

				<p>UNLESS OTHERWISE SPECIFIED DIMENSIONS ARE IN FEET [cm]</p> <p>TOLERANCES: FRACTIONAL ± ANGULAR/ARCH ± BEND ± TWO PLACE DECIMAL ± THREE PLACE DECIMAL ± FINISHED SURFACE RMS BREAK CORNERS IN OUT REMOVE ALL BURRS</p>												<p>LIGO CALIFORNIA INSTITUTE OF TECHNOLOGY MASSACHUSETTS INSTITUTE OF TECHNOLOGY</p>			
				<p>DO NOT SCALE THIS DRAWING</p>												<p>Hanford Rack Assignments Control and Data Systems</p>			
DWG. NO.	DESCRIPTION	DWG. NO.	DESCRIPTION	USED ON:	REV	DESCRIPTION	SYS	DET	CDS	VE	CC	BT	DRWN	DATE	CAD FILE	SIZE	DWG. NO.	REV.	
				NEXT ASS'Y:	00	PRE-RELEASE								04-22-96			D970581-00-C	00	
REFERENCE DRAWINGS				ISSUE DESCRIPTION												SCALE SHEET 1 of 5			



				<p>UNLESS OTHERWISE SPECIFIED DIMENSIONS ARE IN FEET [cm]</p> <p>TOLERANCES: FRACTIONAL ± ANGULAR/RATCH ± BEND ± TWO PLACE DECIMAL ± THREE PLACE DECIMAL ± FINISHED SURFACE RMS BREAK CORNERS IN OUT REMOVE ALL BURRS</p>															
DO NOT SCALE THIS DRAWING				00												PRE-RELEASE			
USED ON:				REV												DESCRIPTION			
NEXT ASS'Y:																ISSUE DESCRIPTION			
REFERENCE DRAWINGS																CONLEY 04-22-96			
DWG. NO.	DESCRIPTION	DWG. NO.	DESCRIPTION													SCALE			
																<p>LIGO CALIFORNIA INSTITUTE OF TECHNOLOGY MASSACHUSETTS INSTITUTE OF TECHNOLOGY</p> <p>Hanford Rack Assignments Control and Data Systems</p> <p>CAD FILE SIZE DWG. NO. REV. D970581-00-C 00</p> <p>SHEET 2 of 5</p>			



UNLESS OTHERWISE SPECIFIED
DIMENSIONS ARE IN FEET [cm]
TOLERANCES:
FRACTIONAL ±
ANGULAR APPROX ± BEND ±
TWO PLACE DECIMAL ±
THREE PLACE DECIMAL ±
FINISHED SURFACE RMS
BREAK CORNERS IN OUT
REMOVE ALL BURRS

DO NOT SCALE THIS DRAWING
USED ON:
NEXT ASS'Y:

PRE-RELEASE
DESCRIPTION

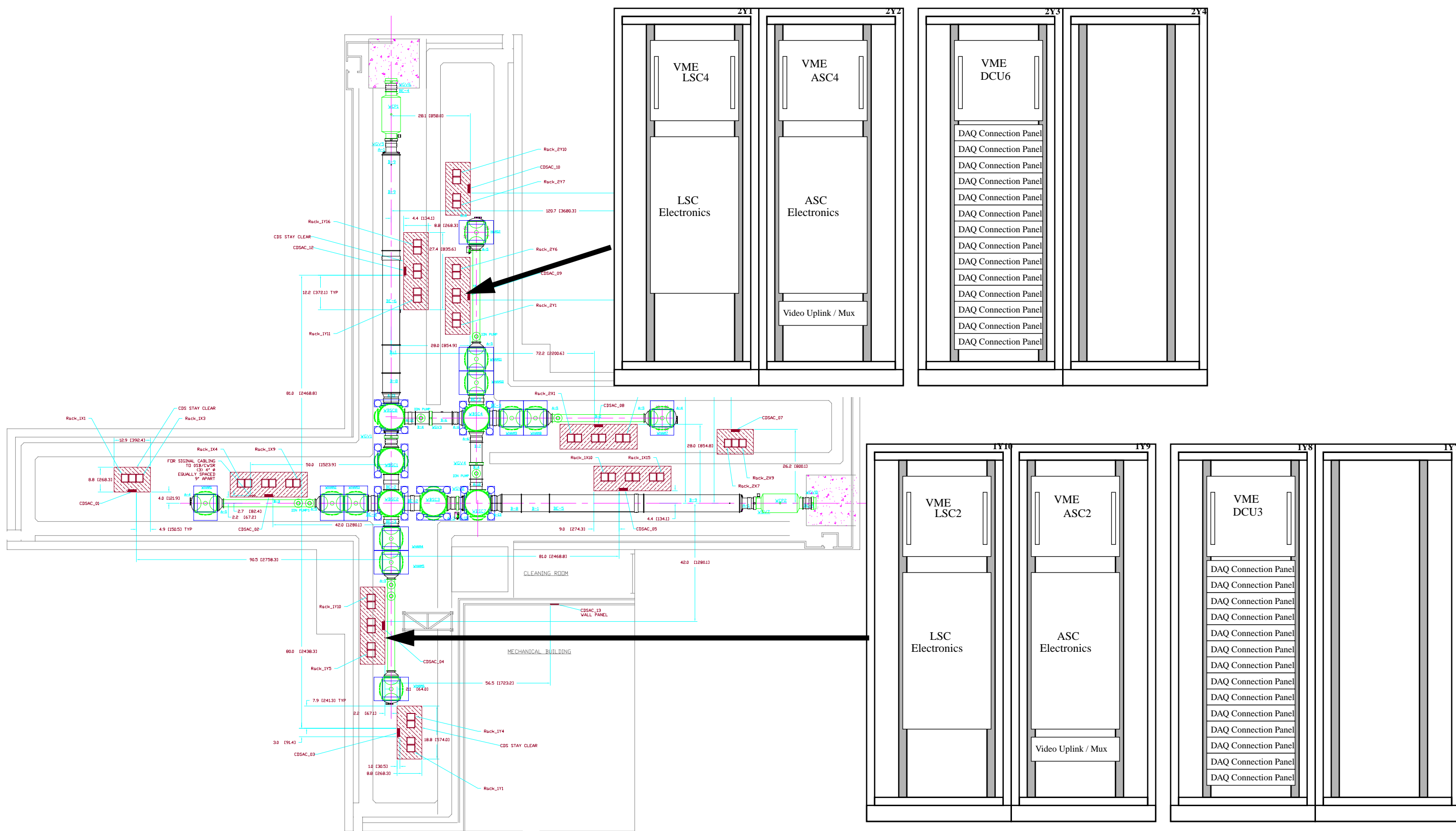
ISSUE DESCRIPTION	SYS	DET	CDS	VE	CC	BT	DRWN	DATE
							CONLEY	04-22-96

LIGO CALIFORNIA INSTITUTE OF TECHNOLOGY
MASSACHUSETTS INSTITUTE OF TECHNOLOGY

Hanford Rack Assignments
Control and Data Systems

CAD FILE	SIZE	DWG. NO.	REV.
		D970581-00-C	00
SCALE	SHEET 3 of 5		

DWG. NO.	DESCRIPTION	DWG. NO.	DESCRIPTION
	REFERENCE DRAWINGS		



UNLESS OTHERWISE SPECIFIED
DIMENSIONS ARE IN FEET [cm]
TOLERANCES:
FRACTIONAL ±
ANGULAR APPROX ± BEND ±
TWO PLACE DECIMAL ±
THREE PLACE DECIMAL ±
FINISHED SURFACE RMS
BREAK CORNERS IN OUT
REMOVE ALL BURRS

DO NOT SCALE THIS DRAWING

USED ON:

NEXT ASS'Y:

00

REV

PRE-RELEASE

DESCRIPTION

ISSUE DESCRIPTION

CONLEY 04-22-96

DRWN DATE

LIGO CALIFORNIA INSTITUTE OF TECHNOLOGY
MASSACHUSETTS INSTITUTE OF TECHNOLOGY

Hanford Rack Assignments
Control and Data Systems

CAD FILE SIZE DWG. NO. REV.

SCALE SHEET 4 of 5

SCALE SHEET 4 of 5

SCALE SHEET 4 of 5

DWG. NO.

DESCRIPTION

DWG. NO.

DESCRIPTION

REFERENCE DRAWINGS

8

7

6

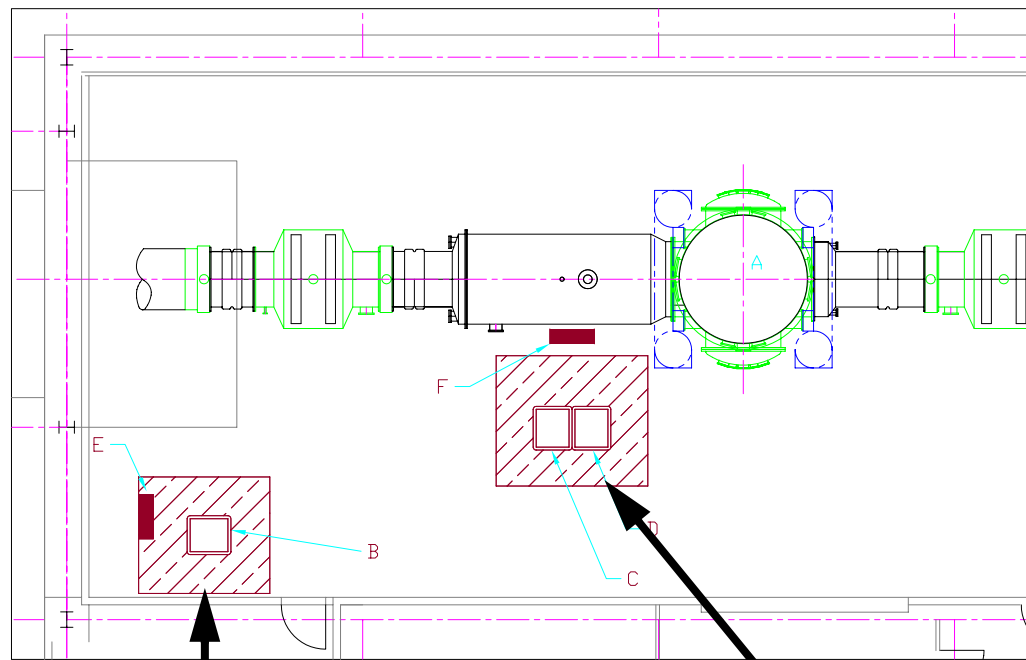
5

4

3

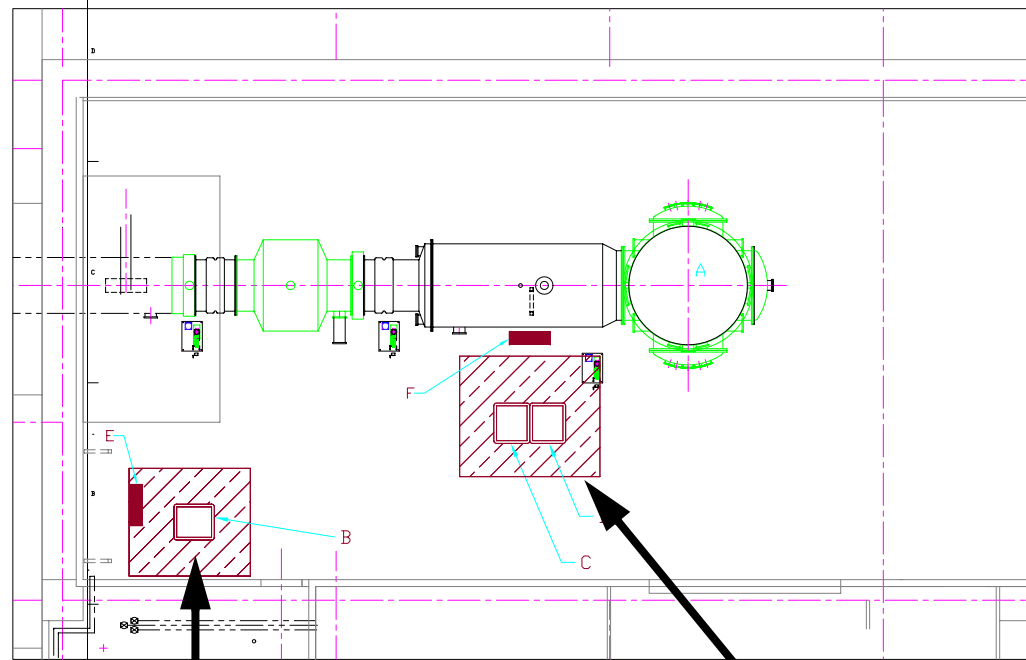
2

1



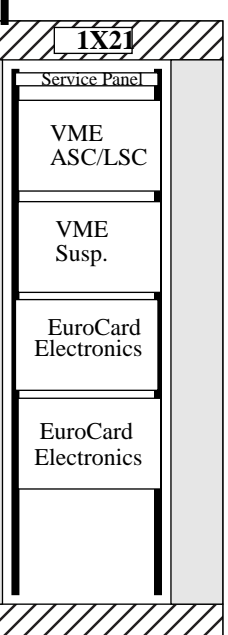
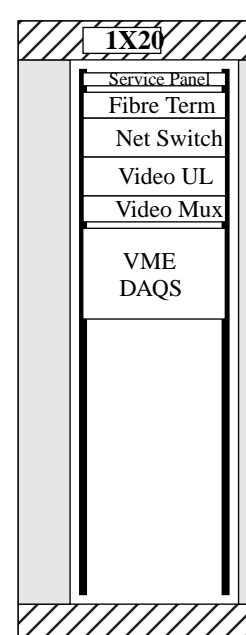
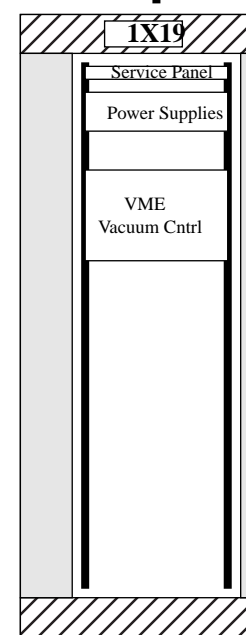
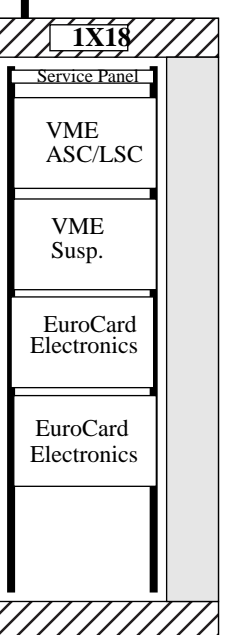
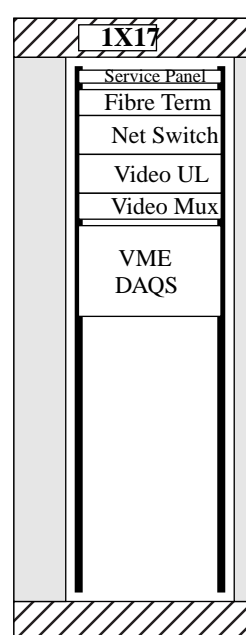
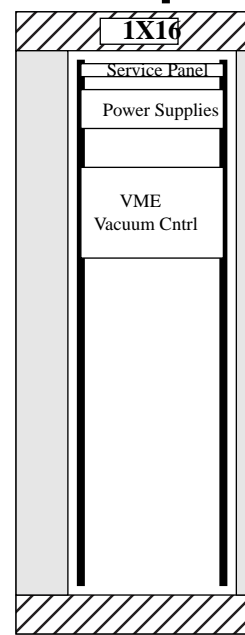
MID STATION

CHASSIS & RACK DESIGNATION TABLE	
X-ARM	Y-ARM
A	VERSC9
B	RACK 1X16
C	RACK 1X17
D	RACK 1X18
E	CRSAC 6
F	CRSAC 11



END STATION

CHASSIS & RACK DESIGNATION TABLE	
X-ARM	Y-ARM
A	VERSC9
B	RACK 1X19
C	RACK 1X20
D	RACK 1X21
E	CRSAC 14
F	CRSAC 15



UNLESS OTHERWISE SPECIFIED
 DIMENSIONS ARE IN INCHES
 TOLERANCES:
 FRACTIONAL ±
 ANGULAR ±
 BEND ±
 FINISHED SURFACE RMS
 BREAK CORNERS IN
 REMOVE ALL BURRS

DO NOT SCALE THIS DRAWING
 USED ON:
 NEXT ASS'Y:

REV	DATE	DESCRIPTION	SHEETS EFFECTED	DATE	ISSUE DESCRIPTION

CURRENT REVISION APPROVAL			
DRAWN	GROUP	SIGNATURE	DATE

LIGO CALIFORNIA INSTITUTE OF TECHNOLOGY
 MASSACHUSETTS INSTITUTE OF TECHNOLOGY

Hanford Rack Assignments
 Control and Data Systems

SCALE: **B** DWG. NO: **D970581-00-C** REV.

EAB FILE: SCALE: SHEET: **5 of 5** STD: VER.