

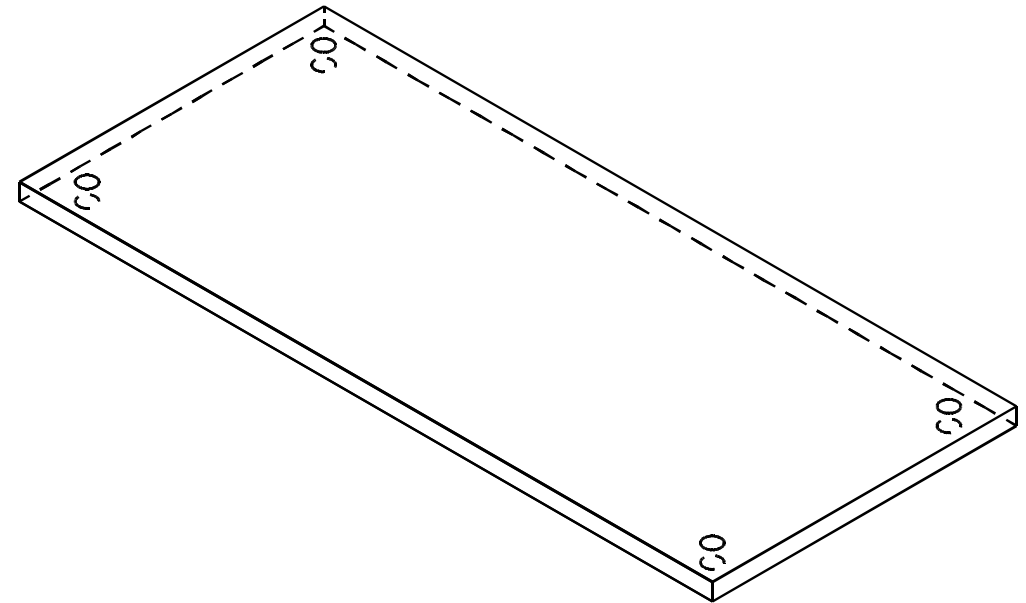
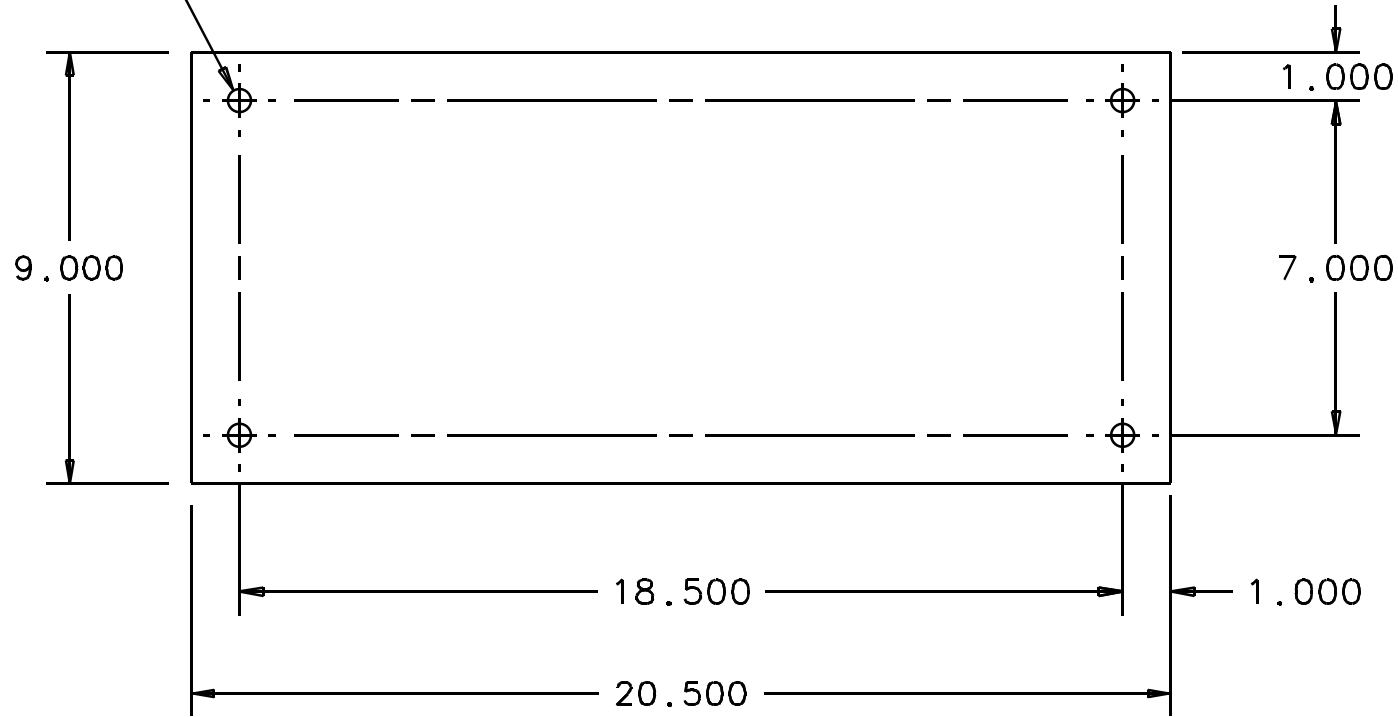


NOTES: (UNLESS OTHERWISE SPECIFIED)
 1. BREAK ALL SHARP EDGES.

REV	DATE	DRAWN BY	CHECKED	DCC	DCN/DESCRIPTION
A	8/18/98	C. Conley			E980078-00/INITIAL RELEASE

4X ϕ .500



QTY	REQD	FSCM NO	PART OR IDENTIFYING NO	PART	NOMENCLATURE OR DISCRPTION	MATERIAL SPECIFICATION	ITEM NO
-	-	-	-	-	-	304 STAINLESS STEEL	-
PARTS LIST							
DRWN	C. Conley	DATE	8/18/98	CALIFORNIA INSTITUTE OF TECHNOLOGY MASSACHUSETTS INSTITUTE OF TECHNOLOGY			
CHKD				LIGO PROJECT			
ENGR							
APPD				1-Deas CAD file: D970542_A.dwg dcc file: D970542-A.pdf			
UNLESS OTHERWISE SPECIFIED:				TITLE			
DIMENSION UNITS ARE inch (mm)				LOS2 BOTTOM PLATE			
TOLERANCES ARE:							
X.XXX: ± 0.005 X.XX: ± 0.01 ANGLES: ± 0.5°							
NEXT ASSEMBLY: D970506				SCALE: NTS	SIZE	DRAWING NUMBER	SHEET
				B		D970542-A-D	1 OF 1