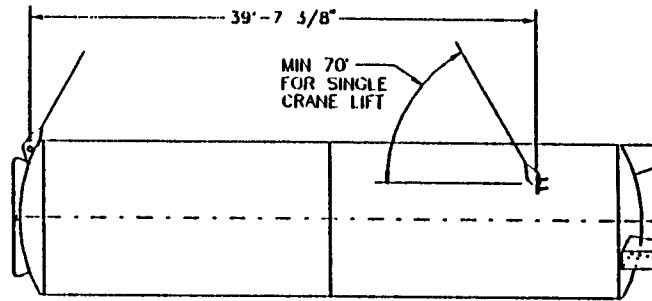
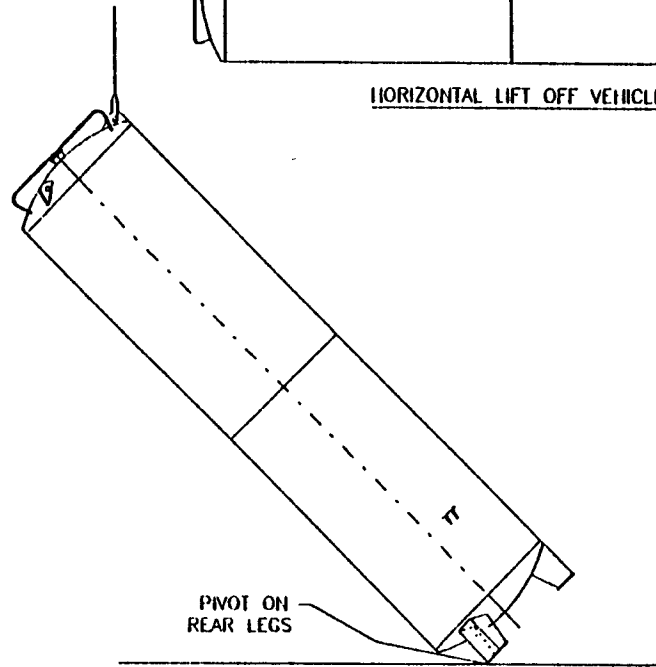
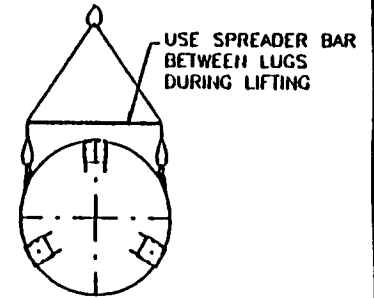


FRONT
VIEW "A-A"



HORIZONTAL LIFT OFF VEHICLE



ERECTING TANK

SHT 2 OF 14

CAUTION

THIS IS A THERMOS BOTTLE. DROPPING, ROLLING, OR EXCESSIVELY ROUGH HANDLING CAN BREAK THE CONNECTIONS BETWEEN THE INNER VESSEL AND OUTER VESSEL.

**LIFT AT LUGS ONLY
DO NOT ROLL**

- TO LIFT HORIZONTALLY OFF VEHICLE:
USE TWO LOWER SIDE LIFTING LUGS AND SINGLE LUG ON TOP HEAD.
- TO RAISE VESSEL AND MOVE TO VERTICAL POSITION:
USE TOP LIFTING LUG ABOVE FRONT LEG (TANK WILL PIVOT ON TWO REAR LEGS). TO LIFT INTO FINAL POSITION USE THREE (3) LUGS ON TOP HEAD.

TOTAL WEIGHT = 46,500 Lbs
OVERALL HEIGHT = 46'-3"

VERTICAL LIFT TO SET TANK IN PLACE

NO.	DATE	BY	CHKD.	RECORD OF REVISION

TOLERANCES UNLESS OTHERWISE NOTED PER PEI STD. F-19 & TEMA STD.		
TOLERANCES ON:		
2 PL DECIMALS +/-		
3 PL DECIMALS +/-		
ANGLES +/-		
FRACTIONS +/-		
APPROVALS	BY	DATE
DRAFTER	RT	5/13 1982
CHECKER		
ENGINEERING DESIGN		
MANUFACTURING		
WELDING ENGINEERING		
QUALITY ASSURANCE		
MAT'L'S PLACING		

PROCESS ENGINEERING
146 Main Street, PO Box 467
Plaistow, NH 03885

This design is the property of Process Engineering. The reproduction, manufacture or use of any assembly, sub-assembly or part is permitted only if authorized by Process Engineering.

**LIFTING DIAGRAM
FOR MODEL 17260-8-50 LN2**

JOB No: C-094/09796	U/M	SCALE: NTS
PART No 880.605	DRAWING No:	
SHEET No: 1 OF 1	B-30050	
		0 REV