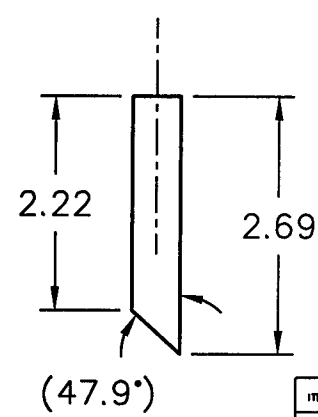
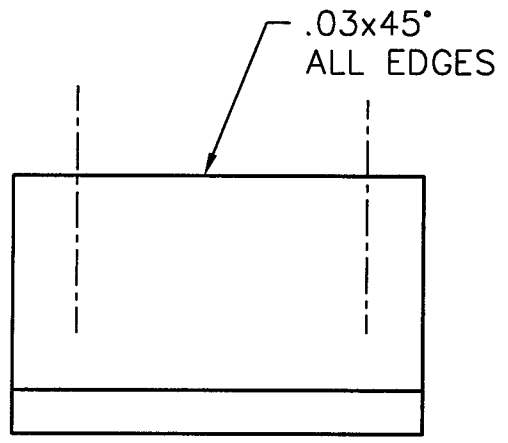
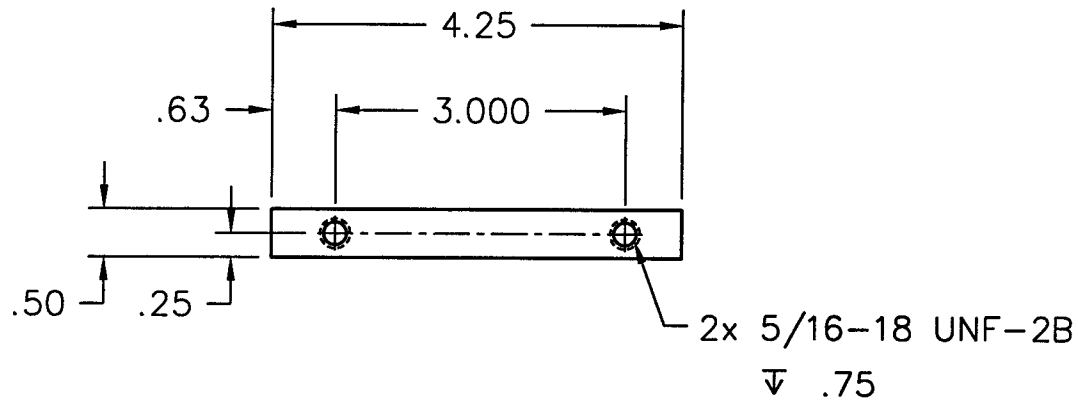


REV.	DESCRIPTION	APPROVED	DATE
B	RELEASED		
C	2.22 WAS 3.22; 2.69 WAS 3.69; REDRAWN	AJL	10/9/96



DEC 19 1996

PSI DWG # V049-8-496

ITEM	QTY.	PART NO.	DESCRIPTION	PLT, .50 THK, 2.8 X 4.3
PART LIST			MATERIAL SPECIFICATION	304 SST
UNLESS OTHERWISE SPECIFIED		CONTRACT OR SALES ORDER NO.		GNB Corporation SCIENTIFIC AND INDUSTRIAL EQUIPMENT 30971 San Benito Court HAYWARD, CALIFORNIA 94544 (510) 441-1900 FAX: (510) 441-0939
DIMENSIONS ARE IN INCHES TOLERANCES ARE: DECIMALS ANGLES FINISH .01 ± .10' 125 ✓ JOK ± .005 UNPROCESSED FILLETS R.015 BREAK EDGES .010 ± .45V REMOVE ALL BURRS		APPRX. WT.	2.5#	
THIRD ANGLE PROJECTION		APPROVALS		TITLE
		DRAFTER CHECKER		MOTOR MOUNTING STIFF. G44E, G48E
C103315	DO NOT SCALE DRAWING	ENGINEER	ZH	2-14-96
USED ON	CADD FILE NAME	A103313C		DWG. NO. 103313 SCALE: NONE SHEET 1 OF 1

L190-D961612-C-V