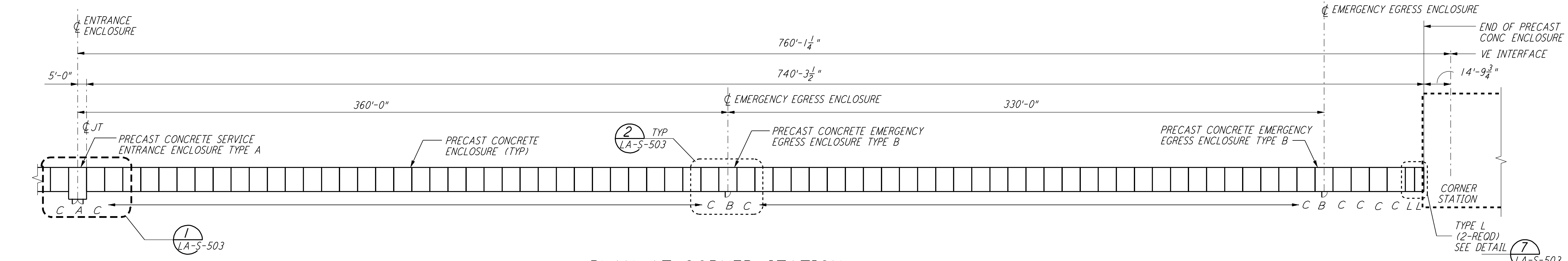
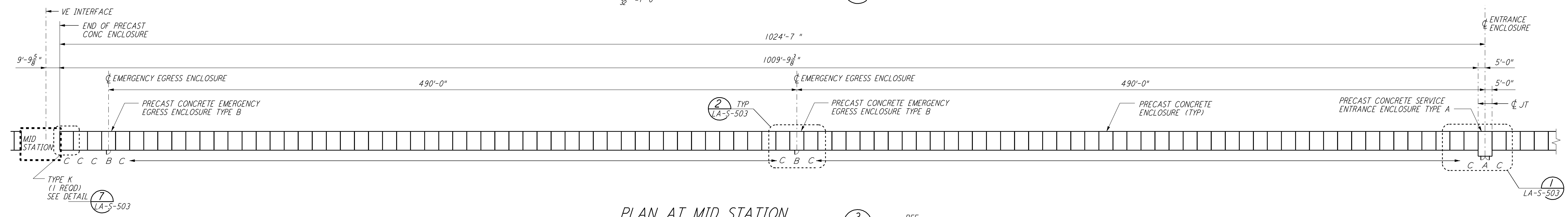


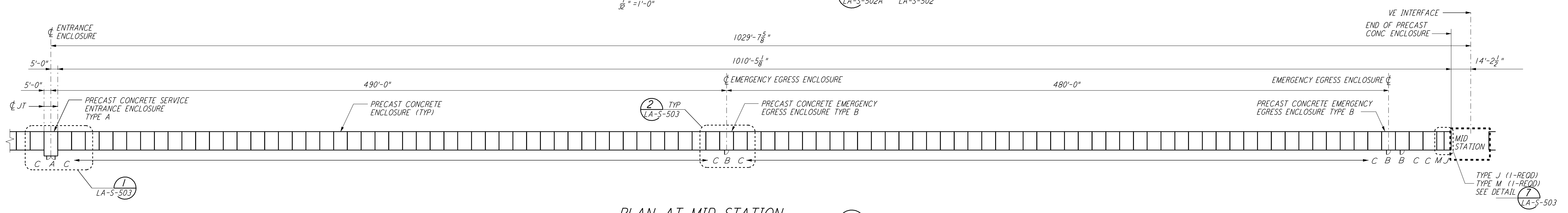
**PLAN AT TYPICAL BAY**  
 1/32" = 1'-0" REF LA-S-502A LA-S-502



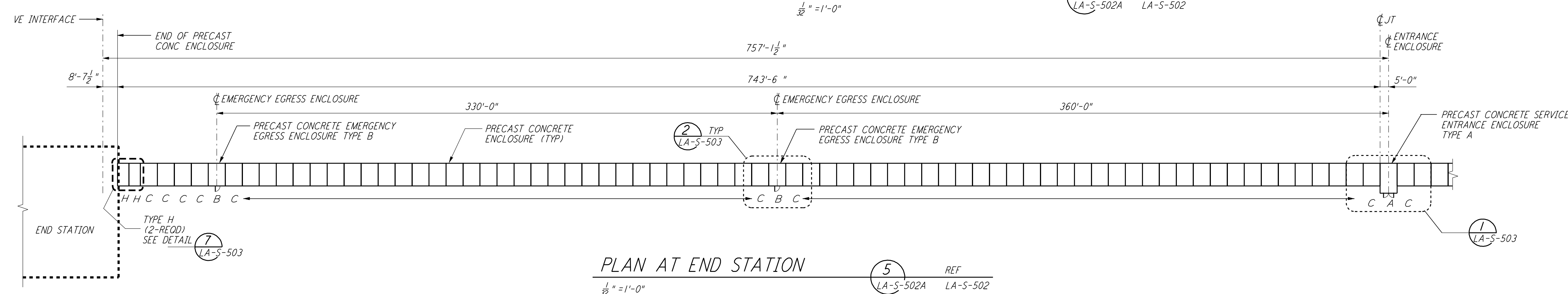
**PLAN AT CORNER STATION**  
 1/32" = 1'-0" REF LA-S-502A LA-S-502



**PLAN AT MID STATION**  
 1/32" = 1'-0" REF LA-S-502A LA-S-502

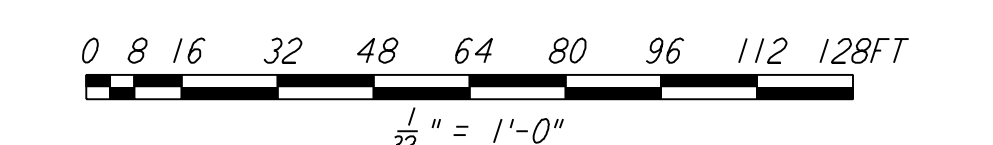


**PLAN AT MID STATION**  
 1/32" = 1'-0" REF LA-S-502A LA-S-502



**PLAN AT END STATION**  
 1/32" = 1'-0" REF LA-S-502A LA-S-502

**NOTE:**  
 1. FOR GENERAL NOTES, ABBREVIATIONS AND LEGEND SEE DRAWING LA-S-501.



**LIGO-D961237-02-0**

NO.	DATE	BY	CHKD	ENGR	PROJ	DESCRIPTION
2	9-25-98	JD				ISSUED FOR AS BUILT
1	2-28-97	GP				REV DIMENSIONS & ENCLOSURE TYPES

ISSUED FOR CONSTRUCTION		
DRAWN	MCS	11-15-96
CHECKED	DDM	11-15-96
ENGINEER	BP	11-15-96
PROJ	TDM	11-15-96

**PARSONS**  
 100 WEST WALNUT STREET  
 PASADENA, CALIFORNIA

**LIGO**  
 CALIFORNIA INSTITUTE OF TECHNOLOGY  
 MASSACHUSETTS INSTITUTE OF TECHNOLOGY

LASER INTERFEROMETER GRAVITATIONAL-WAVE OBSERVATORY BEAM TUBE ENCLOSURE - LIVINGSTON, LA			
TITLE	SCALE	CONTRACT NUMBER	PROJECT NUMBER
STRUCTURAL SOUTHEAST ARM BEAM TUBE ENCLOSURE PARTIAL ENLARGED PLANS	AS NOTED	PP150969	8094
SHEET NUMBER		REVISIONS	
<b>LA-S-502A</b>			

This document and the design it covers are the property of PARSONS. They are loaned only with the borrower's expressed written agreement that they will not be reproduced, copied, loaned, exhibited, or used in any other way, except by written consent from PARSONS to the borrower.

C:\p10\lgo\site2\st\lss502a.dwg 10/16/98 13:55:39