This document and the design it covers are the property of PARSONS. They are loaned only with the borrower's expressed written agreement that they will not be reproduced, copied, loaned, exhibited, or used in any other way, except by written consent from PARSONS to the borrower.

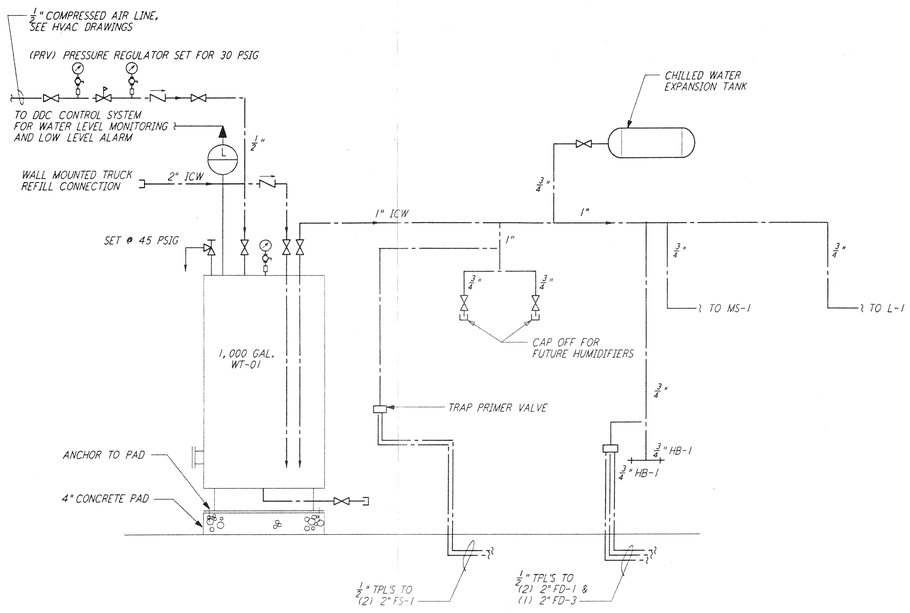


WATER SUPPLY SYSTEM

(TYP FOR 2 STATIONS)

NOTES:

1. SET THE LOW LEVEL ALARM OF THE WATER STORAGE TANK (WT-01) AT 200 GALLONS. SET THE MAXIMUM WATER LEVEL AT 900 GALLONS.
2. INDUSTRIAL WATER PIPING (ICW) SHALL BE SCHEDULE 80 CPVC WITH THREADED FITTINGS ASTM D2846. GATE VALVES AND CHECK VALVES SHALL BE 150 PSI RATED CPVC, NIBCO OR APPROVED EQUAL. INSTALLATION, TESTING AND MATERIALS SHALL BE IN ACCORDANCE WITH THE UNIFORM PLUMBING BUILDING CODE, 1994 EDITION.

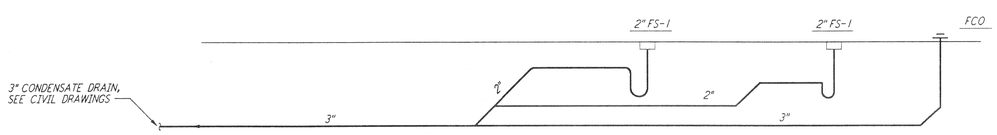


PIPING SCHEMATIC FOR MECH ROOM 203

(TYP FOR 2 STATIONS)

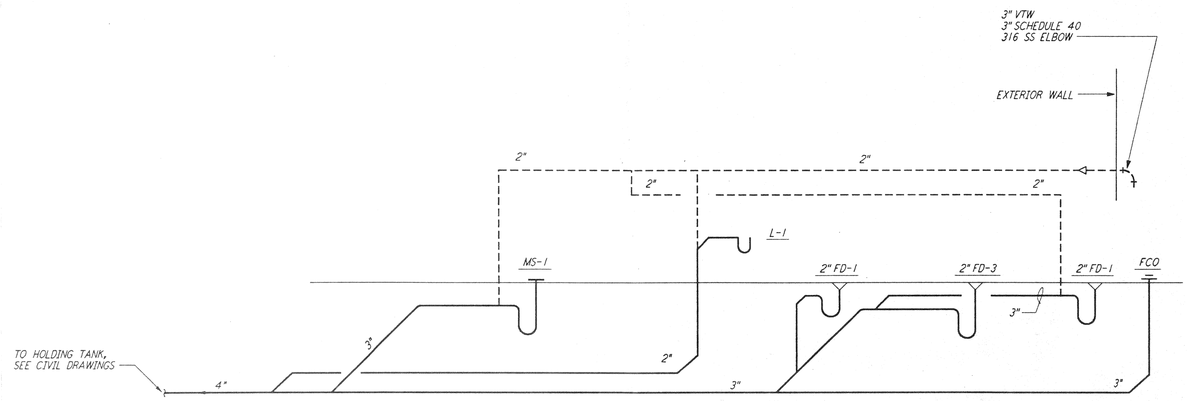


PIPING SCHEMATIC FOR RESTROOM & CLEANING AREA

(TYP FOR 2 STATIONS)

| REFERENCES | | REVISIONS | | | | | | |
|---|---|---|---|---|---|---|---|---|
| DRAWING NO. | DESCRIPTION | NO. | DATE | BY | CHKD | ENGR | PROJ | DESCRIPTION |

| 0 ISSUED FOR CONSTRUCTION | | |
|---|---|---|
| DRAWN | DG | 11-15-96 |
| CHECKED | MA | 10-25-96 |
| ENGINEER | AA | 10-23-96 |
| PROJ | [illegible] | 11/7/96 |

EXP. 9-98

PARSONS

100 WEST WALNUT STREET
PASADENA, CALIFORNIA

LIGO

CALIFORNIA INSTITUTE OF TECHNOLOGY
MASSACHUSETTS INSTITUTE OF TECHNOLOGY

LASER INTERFEROMETER GRAVITATIONAL-WAVE OBSERVATORY
SITE NO. 2 - LIVINGSTON, LOUISIANA

TITLE: PLUMBING END STATION RISER DIAGRAM & SCHEMATICS

| SCALE | CONTRACT NUMBER | PROJECT NUMBER |
|---|---|---|
| NONE | PP150969 | 8094 |

SHEET NUMBER: LA-P-212

REVISIONS: 0

LIGO-D961053-00-0

LIGOLAF.BDR