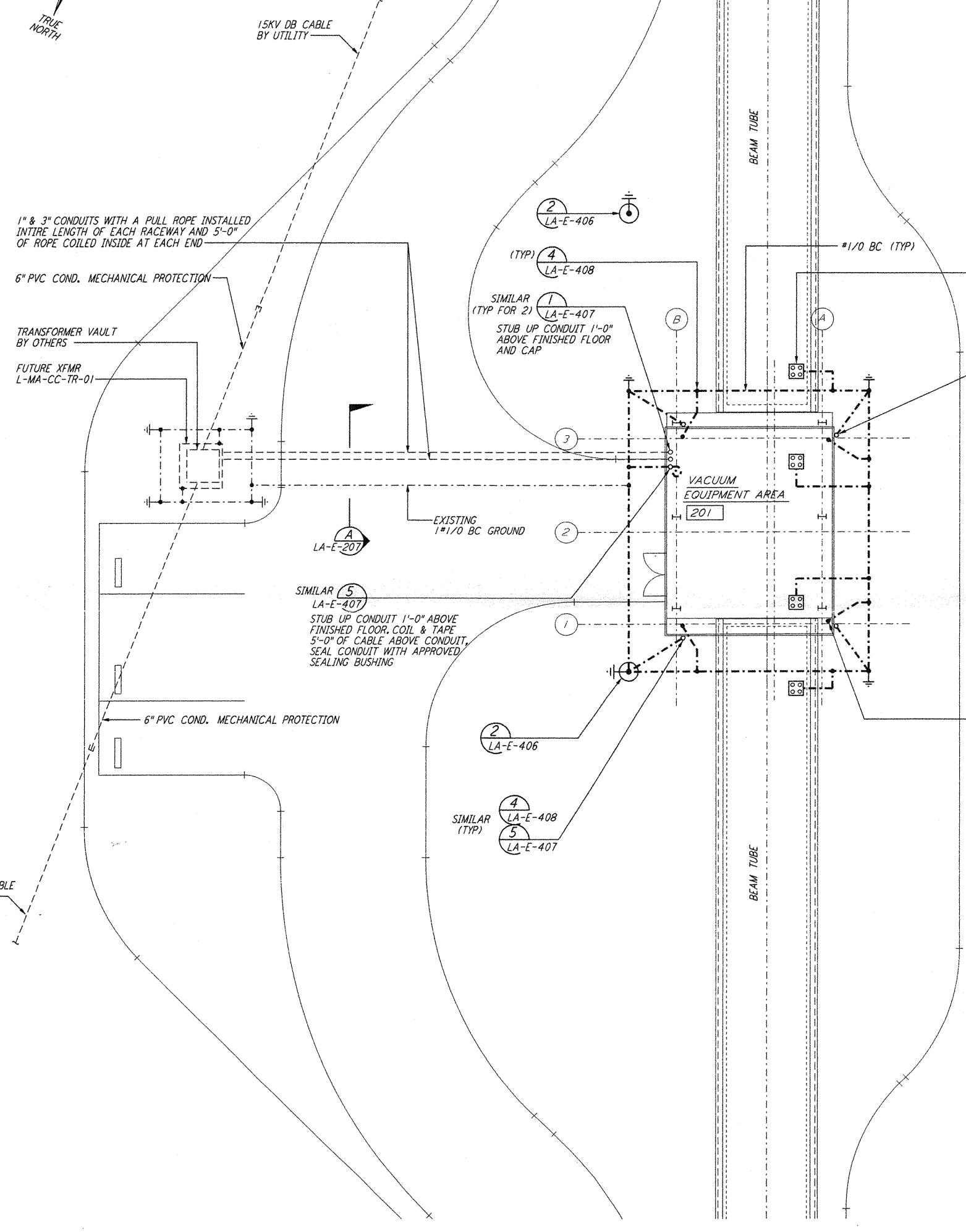
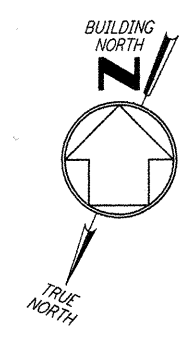
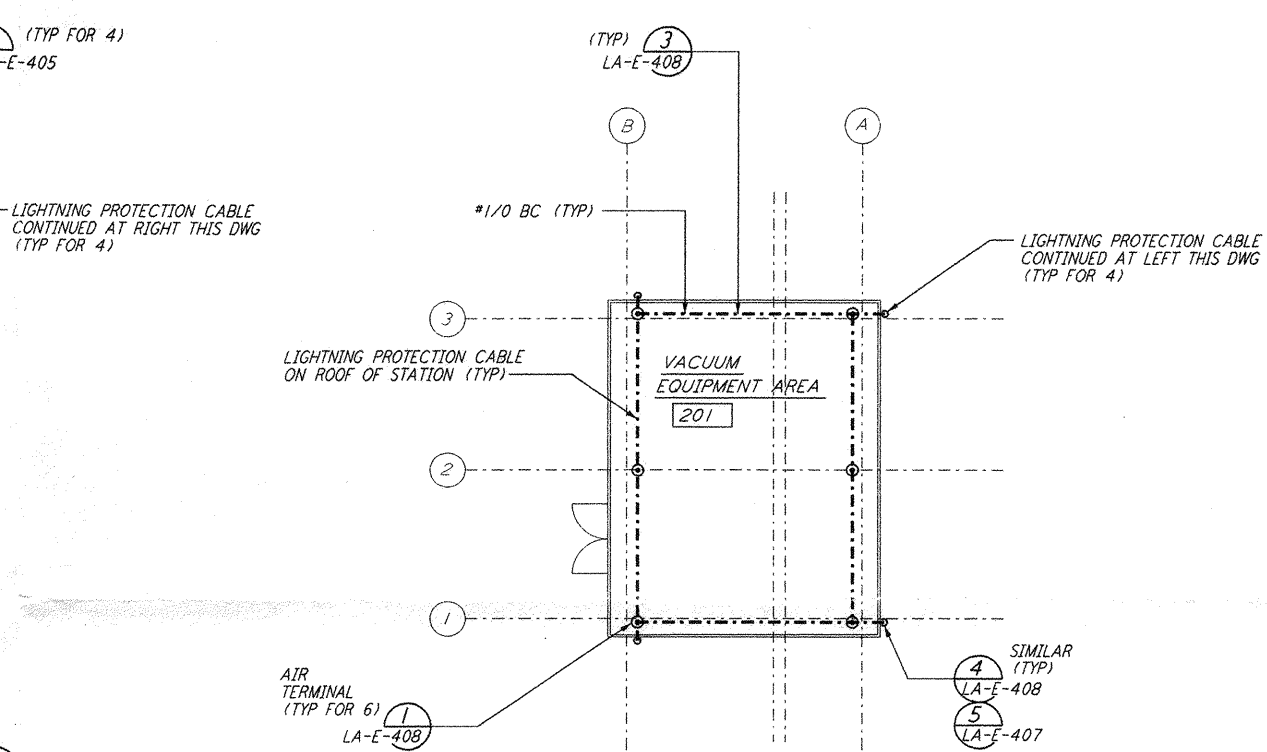


NOTES:

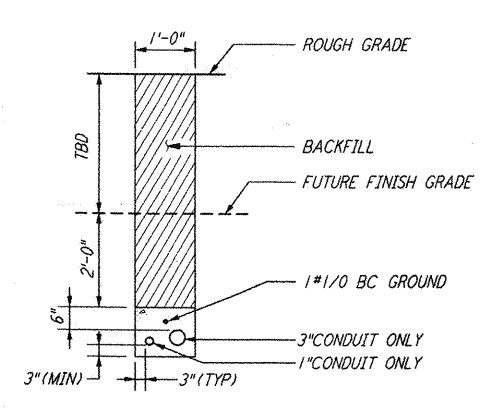
1. FOR GENERAL NOTES SEE DWG. LA-E-103.
2. CONNECT GROUNDING CONDUCTOR TO REBAR AT BOTTOM OF FOUNDATION. REBAR SHALL BE AT LEAST 20 FEET LONG AND 1/2" DIAMETER.
3. SEE CIVIL DRAWING LA-C-021 FOR ACTUAL LOCATION OF TRANSFORMER.
4. SEE SPECIFICATION SECTION 16670 FOR LIGHTNING PROTECTION MATERIAL.
5. GROUND CONNECTION TO STRUCTURAL STEEL SHALL BE EXOTHERMIC WELD TYPE, AND APPROPRIATE FOR THE CABLE AND STRUCTURAL STEEL.



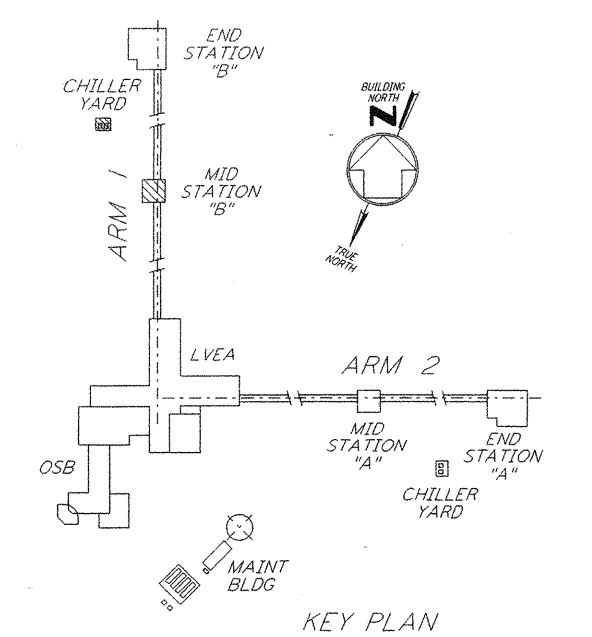
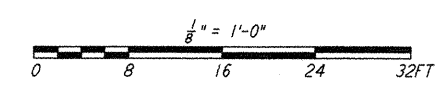
GROUNDING & UNDERGROUND PLAN



LIGHTNING PROTECTION PLAN



SECTION
 NTS DUCTBANK REF LA-E-207



KEY PLAN

LIGO-D961036-01-0

NO.	DATE	BY	CHKD	ENGR	PROJ	DESCRIPTION
1	8-7-98	JE	AK	ML	WJ	ISSUED FOR AS-BUILT

ISSUED FOR CONSTRUCTION			
DRAWN	M. M.	11-15-96	
CHECKED	JCL	7-24-96	
ENGINEER	KCR	10-25-96	
PROJ	T. D. M.	11-15-96	

AS-BUILT DRAWINGS

100 WEST WALNUT STREET
 PASADENA, CALIFORNIA

CALIFORNIA INSTITUTE OF TECHNOLOGY
 MASSACHUSETTS INSTITUTE OF TECHNOLOGY

LASER INTERFEROMETER GRAVITATIONAL-WAVE OBSERVATORY SITE NO. 2 - LIVINGSTON, LOUISIANA			
ELECTRICAL MID STATION B GROUNDING & UNDERGROUND PLAN		AS NOTED SHEET NUMBER LA-E-217	PROJECT NUMBER 8094

This document and the design it covers are the property of PARSONS. They are loaned only with the borrower's expressed written agreement that they will not be reproduced, copied, loaned, exhibited, or used in any other way, except by written consent from PARSONS to the borrower.

4ed Aug 12 14:24:17 1998 C:\PLOT\OUT\AS-BUILT\980815\15862.DWG 52885 K:\V\886\ne217.dwg