DATE: 10/22:96 TIME: 17:08:59
DESIGN FILE: I:\ligo\site2\ee\lae211.d3z

NOTES:

1. FOR GENERAL NOTES SEE DRAWINGS LA-E-102.
2. ALL CIRCUITS SHOWN ON THIS DRAWING ARE FROM PANEL DP-02 UNLESS OTHERWISE NOTED.
3. FOR PANEL SCHEDULES SEE DRAWING LA-E-205 AND LA-E-206.
4. FOR FIXTURE LOCATION SEE ARCHITECTURAL REFLECTED CEILING PLAN ON DRAWING LA-A-221.
5. FOR FIRE DETECTION NOTES SEE DRAWING LA-E-110.
6. ALL LIGHTING CIRCUITS SHALL HAVE HOME RUN TO PANEL DP-02 EXCEPT CIRCUITS #13 & #15 SHALL HOME RUN TO PANEL RP-01.

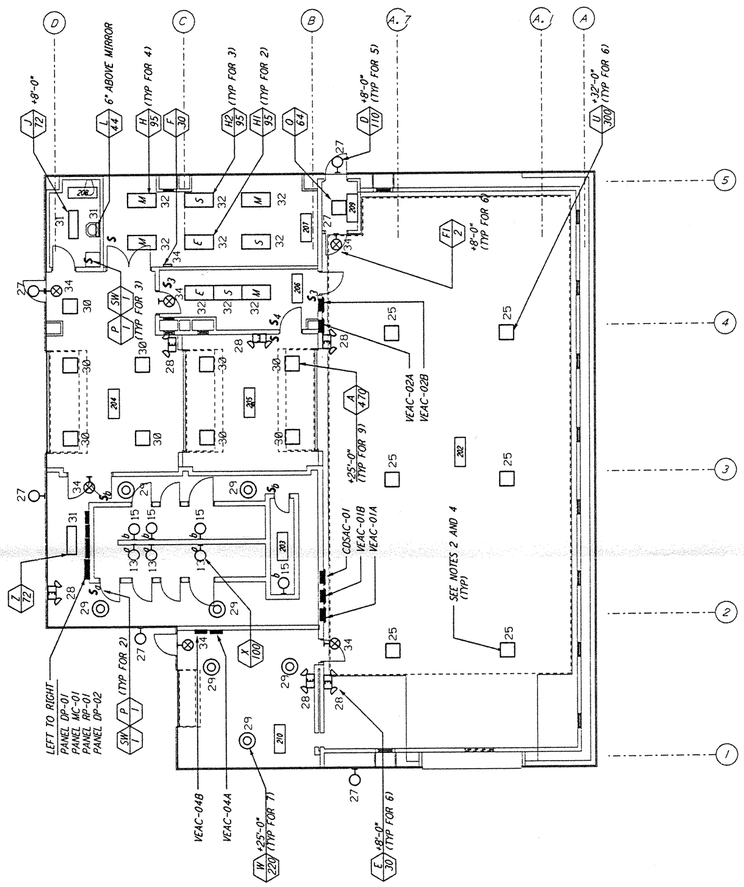

LIGHTING PLAN

SEE NOTE 6

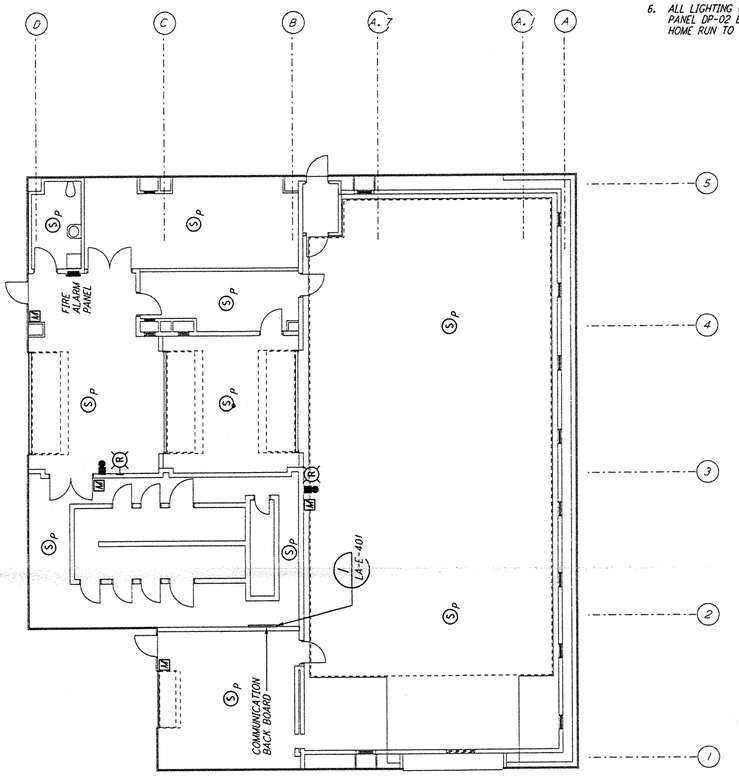

COMMUNICATIONS AND FIRE DETECTION PLAN

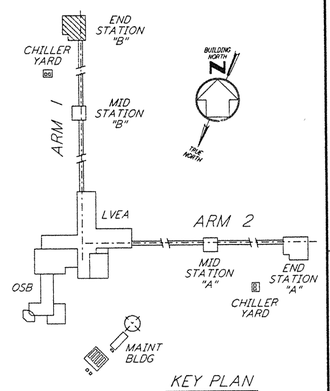

KEY PLAN

0 8 16 24 32FT
1/8" = 1'-0"

REFERENCES		REVISIONS						
DRAWING NO.	DESCRIPTION	NO.	DATE	BY	CHKD	ENGR	PROJ	DESCRIPTION

ISSUED FOR CONSTRUCTION		
DRAWN	M. M.	11-15-96
CHECKED	JCL	7-24-96
ENGINEER	KGK	10-25-96
PROJ	ZDM	11/15/96

STATE OF LOUISIANA
KAI C. K. KAMMING
REG. NO. 23704
PROFESSIONAL ENGINEER
ELECTRICAL ENGINEERING
25 OCT 96

PARSONS
100 WEST WALNUT STREET
PASADENA, CALIFORNIA

LIGO
CALIFORNIA INSTITUTE OF TECHNOLOGY
MASSACHUSETTS INSTITUTE OF TECHNOLOGY

LASER INTERFEROMETER
GRAVITATIONAL-WAVE OBSERVATORY
SITE NO. 2 - LIVINGSTON, LOUISIANA

TITLE: ELECTRICAL END STATION B LIGHTING, COMMUNICATIONS & FIRE DETECTION PLAN

SCALE	CONTRACT NUMBER	PROJECT NUMBER
AS NOTED	PP150969	8094

SHEET NUMBER: LA-E-211 REVISIONS: 0

LIGO-D96032-00-□

LIGOLAF3.BDR

This document and the design it covers are the property of PARSONS. They are loaned only with the borrower's expressed written agreement that they will not be reproduced, copied, loaned, exhibited, or used in any other way, except by written consent from PARSONS to the borrower.