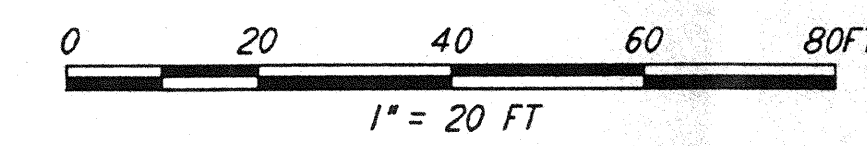
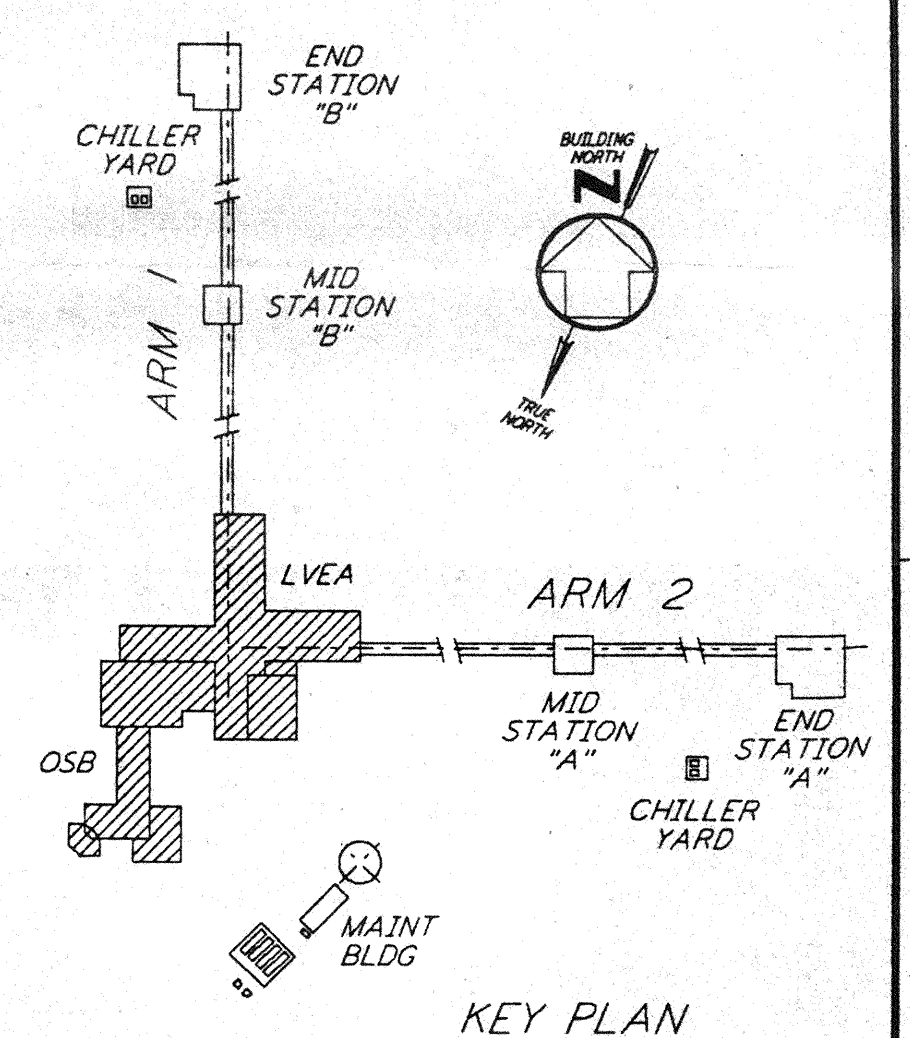
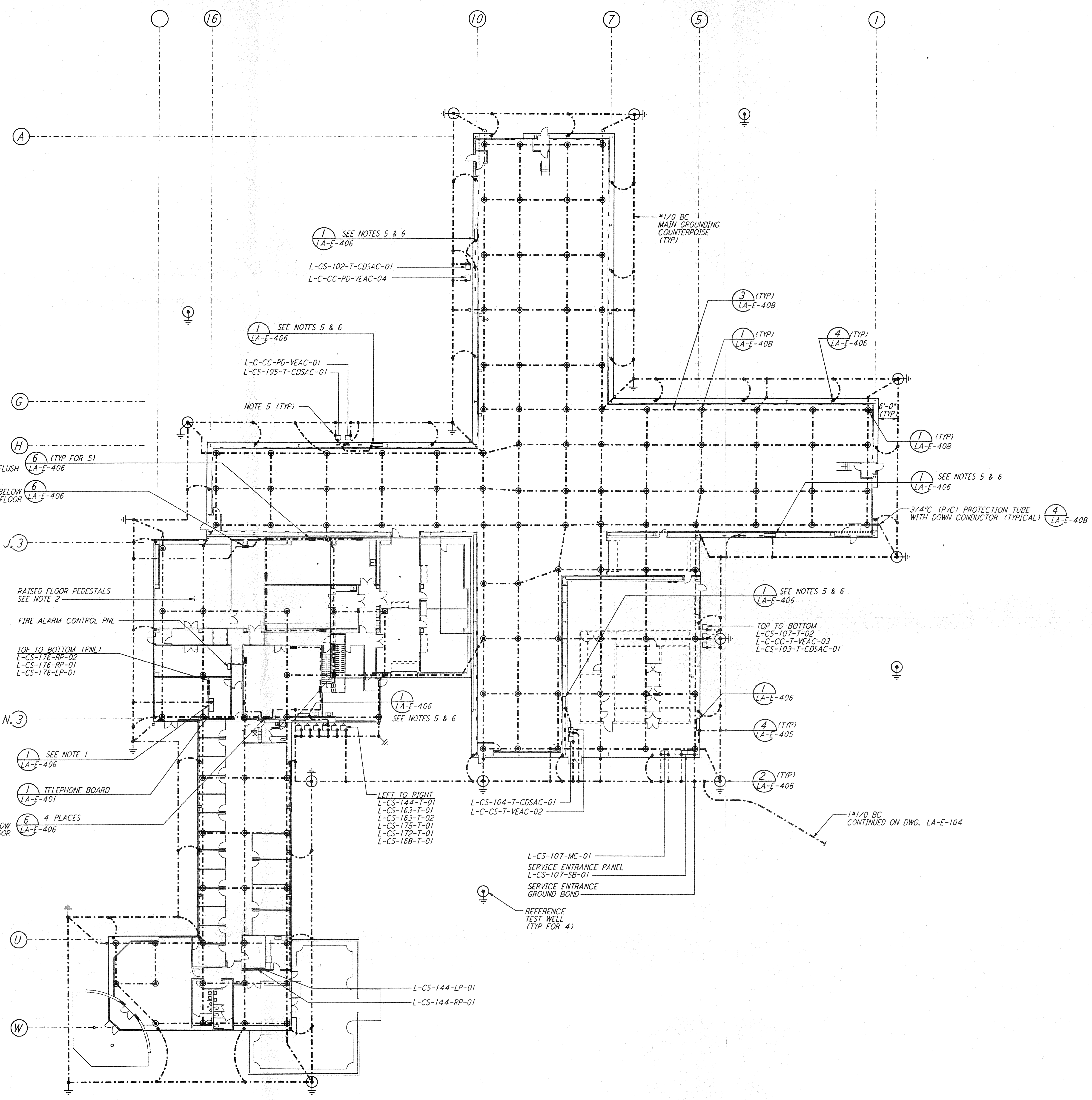


GENERAL NOTES (LIGHTNING PROTECTION)

- INSTALLATION SHALL COMPLY IN ALL RESPECTS WITH LIGHTNING PROTECTION INSTITUTE (LPI) CODE 175 AS REQUIRED PER NFPA 780.
- FOR LIGHTNING PROTECTION INSTALLATION DETAILS, SEE DWG LA-E-408.
 BLDG. METAL WITH CORRUGATED SIDING, ROOF FINISH MODIFIED BITUMEN.
 GABLE. ROOF (CENTERED RIDGE) LESS THAN 75'H.
 LOWER ROOF PROTECTION FOR 50' OR LESS (NFPA 780-10)
- LOCATE AIR TERMINALS AS SHOWN.
- SUPPORT ALL EXPOSED ROOF DOWN CONDUCTOR AND BONDING CABLE AT 4'-0" ON CENTER MAXIMUM, SEE DETAIL 3 ON LA-E-408.
- ALL MATERIALS SHALL BE U.L. APPROVED WITH "A" LABELS ON CONDUCTORS AT 10'-0" INTERVALS AND "B" LABELS ON ALL AIR TERMINALS.
- UNLESS OTHERWISE INDICATED ALL MATERIALS SHOWN HEREIN SHALL BE BY THOMPSON LIGHTNING PROTECTION INC. MFR. OR EQUAL.
- LIGHTNING PROTECTION SHALL BE PER SPECIFICATION SECTION 16670 DRAWING PRESENTATION IS FOR UNDERSTANDING ONLY.

NOTES:

- CONNECT GROUNDING CONDUCTOR TO REBAR (BY OTHERS) AT BOTTOM OF FOUNDATION REBAR SHALL BE AT LEAST 20 FEET LONG.
- PEDESTALS AT RAISED FLOOR ROOMS SHALL BE GROUNDED; MINIMUM 10% OF ALL THROUGHOUT ENTIRE RAISED FLOOR.
- ALL METAL PARTS SUPPORTING AIR HANDLING UNITS SHALL BE GROUNDED WITH #1/0 (GREEN) IN PVC CONDUIT, CONNECT TO GROUNDING PLATES; METAL-TO-METAL PARTS SHALL BE BONDED WITH #1/0 (GREEN) STRANDED SOFT DRAWN CU. WIRE.
- TRANSFORMER GROUNDING IS LOW RESISTANCE TYPE CONNECT GROUND CONDUCTOR TO NEUTRAL AND CASE.
- GROUND BOND CABLE BETWEEN TRANSFORMER NEUTRAL TERMINAL AND GROUND COUNTERPOISE SHALL BE DIRECT AND AS SHORT AS POSSIBLE.
- CONNECT ISOLATED GROUND BAR TO CDSAC TRANSFORMER NEUTRAL WITH INSULATED #1/0 COPPER CABLE.
- FOR SYMBOLS, ABBREVIATIONS AND ACRONYMS SEE DWG. LA-E-001.
- FOR PLAN SYMBOLS SEE DWG. LA-E-002.
- FOR GROUNDING STANDARD INSTALLATION DETAILS SEE DWGS. LA-E-405, LA-E-406 AND LA-E-407.
- PANELBOARDS SHOWN FOR REFERENCE ONLY.




not be reproduced, copied, loaned, exhibited, or used in any other way, except by written consent from PARSONS to the borrower.

This document and the design it covers are the property of PARSONS. They are loaned only with the borrower's expressed written agreement that they will

NO.	DATE	BY	CHKD	ENGR	PROJ	DESCRIPTION

ISSUED FOR CONSTRUCTION	
DRAWN	M. M. 11-15-96
CHECKED	JCL 7-24-96
ENGINEER	KCR 10-25-96
PROJ	2020 11/15/96



PARSONS
 100 WEST WALNUT STREET
 PASADENA, CALIFORNIA

LIGO
 CALIFORNIA INSTITUTE OF TECHNOLOGY
 MASSACHUSETTS INSTITUTE OF TECHNOLOGY

LASER INTERFEROMETER
 GRAVITATIONAL-WAVE OBSERVATORY
 SITE NO. 2 - LIVINGSTON, LOUISIANA

TITLE	AS NOTED	CONTRACT NUMBER	PROJECT NUMBER
ELECTRICAL CORNER STATION GROUNDING AND LIGHTNING PROTECTION PLAN	PP150969	8094	
SHEET NUMBER	PROJECT NUMBER		REVISIONS
LA-E-103	8094		