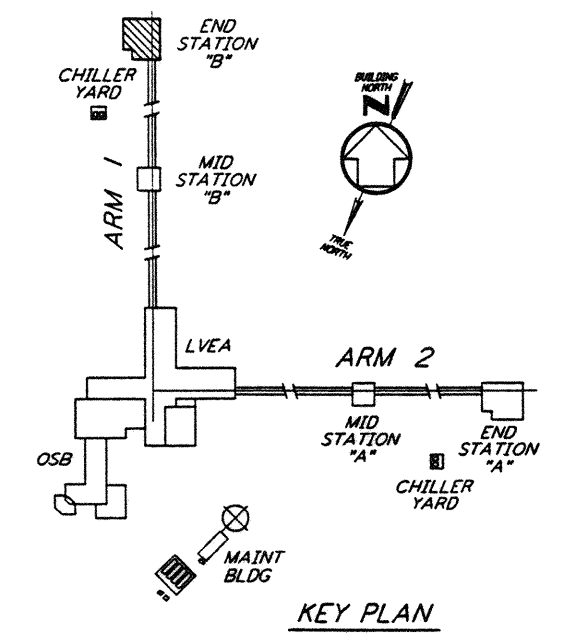


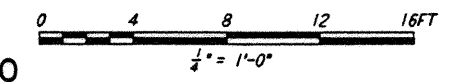
- NOTES:**
- FOR LEGEND, ABBREVIATIONS AND GENERAL NOTES SEE SHEET LA-H-001 AND LA-H-002.
 - ALL SUPPLY AIR DUCTS SHALL BE DOUBLE WALL WITH 1" RIGID INSULATION AND PERFORATED SHEET METAL LINER.
 - RETURN AIR DUCTS FROM VEA ROOM (202) SHALL BE DOUBLE WALL WITH 2" RIGID INSULATION AND PERFORATED SHEET METAL LINER.
 - ALL OTHER RETURN AIR DUCTS SHALL BE SINGLE WALL WITHOUT INSULATION OR DUCT LINER.
 - OUTSIDE AIR DUCTS AND INTAKE PLENUMS SHALL BE DOUBLE WALL WITH 2" INSULATION AND SHEET METAL JACKET.
 - TOILET EXHAUST DUCTS SHALL BE SINGLE WALL WITH 1/2" RIGID DUCT LINING.
 - HE-01 & HE-02 SHALL BE LOCATED ON TOP OF THE AIR HANDLING UNIT.
 - VACUUM EQUIPMENT AREA SHALL BE PROVIDED WITH FOUR TEMPERATURE SENSORS TO AVERAGE THE ROOM TEMPERATURE OR TO SELECT ANY ONE TO CONTROL THE ROOM TEMPERATURE.
 - LOCATE TEMPERATURE SENSORS IN VEA 18" ABOVE FLOOR. LOCATE SENSORS AWAY FROM HEAT SOURCE.
 - LOCATE TEMPERATURE SENSORS IN OTHER ROOMS 48" ABOVE FLOOR.
 - THE INTERIOR ENVELOPE OF THE AIR HANDLING UNITS AND THE SUPPLY AIR PLENUM (EXCEPT FLOOR) SHALL BE COVERED WITH 2" RIGID DUCT LINER WITH PERFORATED SHEET METAL LINER.
 - DRAWINGS SHOW THE GENERAL ARRANGEMENT OF THE AIR HANDLING UNITS. THE CONTRACTOR SHALL SUBMIT SHOP DRAWINGS INDICATING ALL CONSTRUCTION DETAILS.

ROOM NAME	ROOM TEMPERATURE SETTING	
	MIN	MAX
VACUUM EQUIP AREA (VEA)	72	72
EXPERIMENT EQUIP AREA-A	65	80
CHANGE ROOM	65	80
CLEANING AREA - A	65	80
INSPECTION/SHIP/REC	65	80
MECHANICAL ROOM	65	80
VE	65	80



END STATION "B" FLOOR PLAN
 1/4" = 1'-0"


LIGO-D960983-01-0



This document and the design it covers are the property of PARSONS. They are loaned only with the borrower's expressed written agreement that they will not be reproduced, copied, loaned, exhibited, or used in any other way, except by written consent from PARSONS to the borrower.

NO.	DATE	BY	CHKD	ENGR	PROJ	DESCRIPTION
1	3-20-97	WVK	AA	AA	TDM	REVISED NOTE 3

ISSUED FOR CONSTRUCTION		
DRAWN	CLP	11-15-96
CHECKED	MV	10-25-96
ENGINEER	AA	10-23-96
PROJ	TDM	11-15-96



PARSONS
 100 WEST WALNUT STREET
 PASADENA, CALIFORNIA

LIGO
 CALIFORNIA INSTITUTE OF TECHNOLOGY
 MASSACHUSETTS INSTITUTE OF TECHNOLOGY

LASER INTERFEROMETER
 GRAVITATIONAL-WAVE OBSERVATORY
 SITE NO. 2 - LIVINGSTON, LOUISIANA

TITLE: HVAC
 END STATION "B"
 FLOOR PLAN

SCALE: AS NOTED
 CONTRACT NUMBER: PPI50969
 PROJECT NUMBER: 8094

SHEET NUMBER: **LA-H-212**