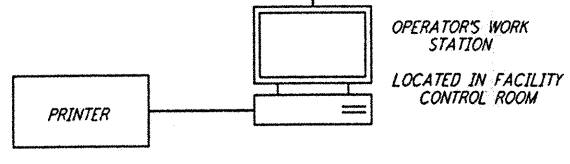
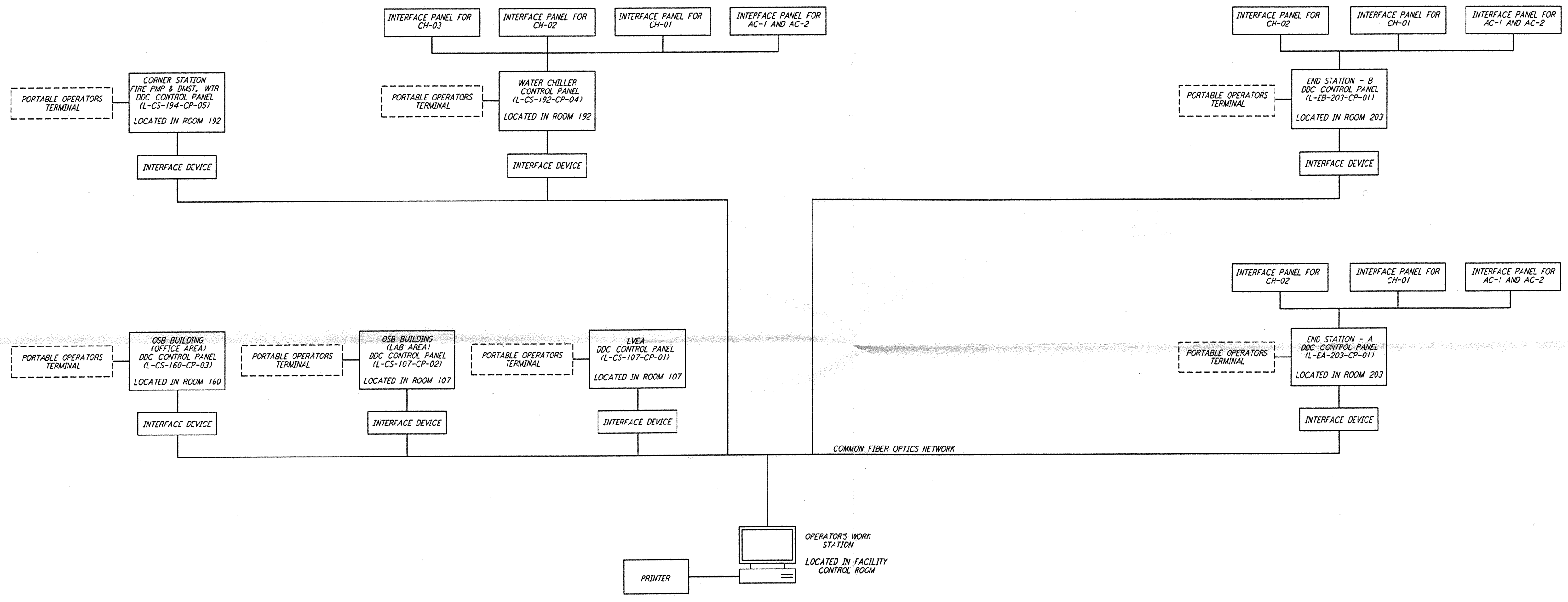


NOTES:
 1. FOR LEGEND, ABBREVIATIONS AND GENERAL NOTES SEE SHEETS LA-H-001 AND LA-H-002.




CONTROL SYSTEM DIAGRAM

This document and the design it covers are the property of PARSONS. They are loaned only with the borrower's expressed written agreement that they will not be reproduced, copied, loaned, exhibited, or used in any other way, except by written consent from PARSONS to the borrower.

DRAWING NO.	DESCRIPTION	NO.	DATE	BY	CHKD	ENGR	PROJ	DESCRIPTION

ISSUED FOR CONSTRUCTION			
DRAWN	CLP	11-15-96	
CHECKED	775	12-25-96	
ENGINEER	AA	10-23-96	
PROJ		11/15/96	



PARSONS
 100 WEST WALNUT STREET
 PASADENA, CALIFORNIA

LIGO
 CALIFORNIA INSTITUTE OF TECHNOLOGY
 MASSACHUSETTS INSTITUTE OF TECHNOLOGY

LASER INTERFEROMETER
 GRAVITATIONAL-WAVE OBSERVATORY
 SITE NO. 2 - LIVINGSTON, LOUISIANA

HVAC CONTROL SYSTEM DIAGRAM

SCALE: NONE CONTRACT NUMBER: PPI50969 PROJECT NUMBER: 8094
 SHEET NUMBER: LA-H-007 REVISIONS: 0