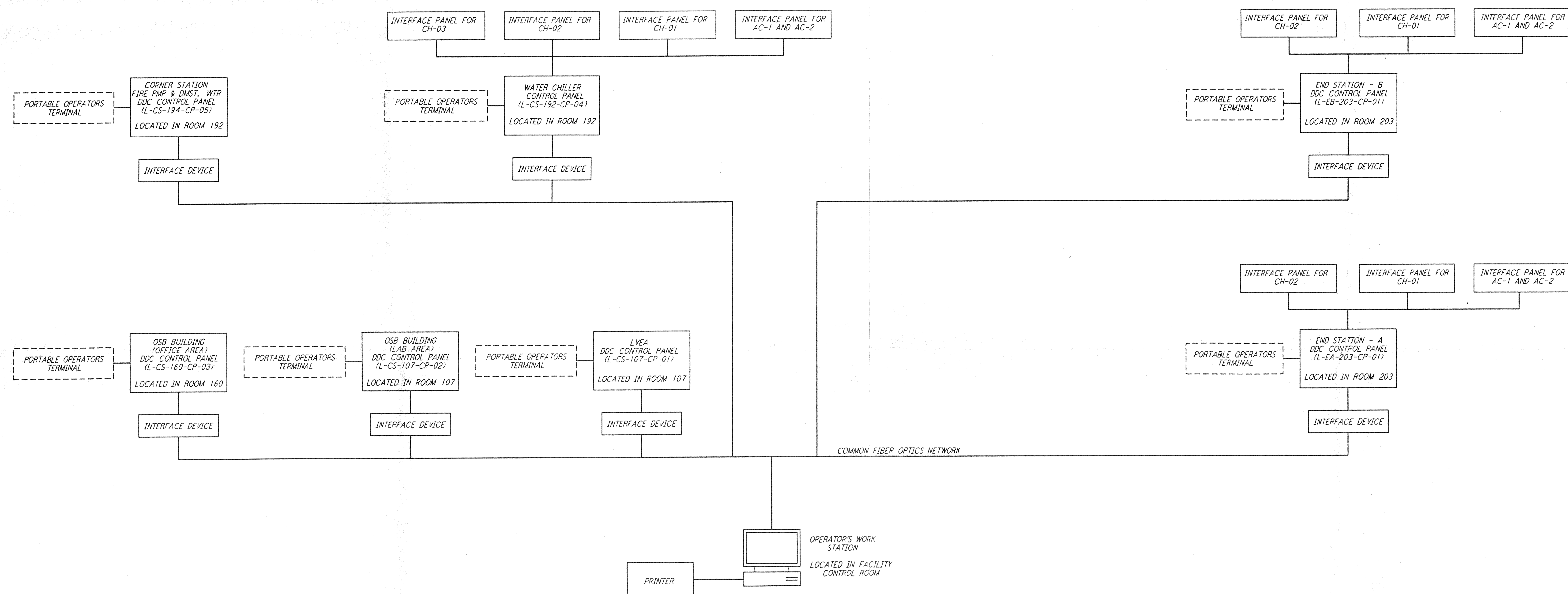


NOTES:
 1. FOR LEGEND, ABBREVIATIONS AND GENERAL NOTES SEE SHEETS LA-H-001 AND LA-H-002.






CONTROL SYSTEM DIAGRAM

This document and the design it covers are the property of PARSONS. They are loaned only with the borrower's expressed written agreement that they will not be reproduced, copied, loaned, exhibited, or used in any other way, except by written consent from PARSONS.

NO.	DATE	BY	CHKD	ENGR	PROJ	DESCRIPTION

ISSUED FOR CONSTRUCTION	
DRAWN	CLP 11-15-96
CHECKED	ME 10-25-96
ENGINEER	AA 10-23-96
PROJ	RAH 11/5/96



LASER INTERFEROMETER GRAVITATIONAL-WAVE OBSERVATORY SITE NO. 2 - LIVINGSTON, LOUISIANA		
TITLE	SCALE	CONTRACT NUMBER
HVAC CONTROL SYSTEM DIAGRAM	NONE	PP150969
SHEET NUMBER	PROJECT NUMBER	REVISIONS
LA-H-007	8094	