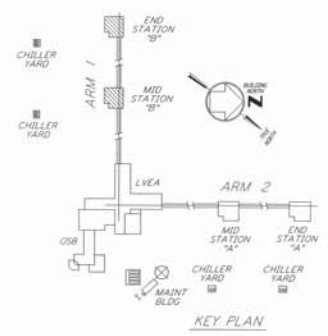
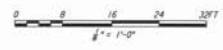
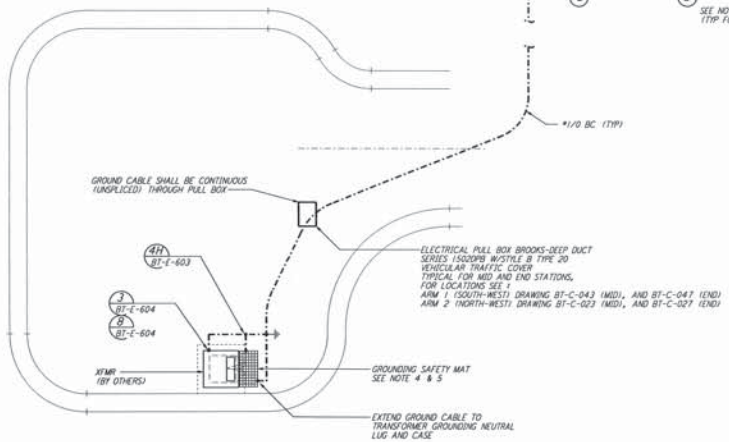
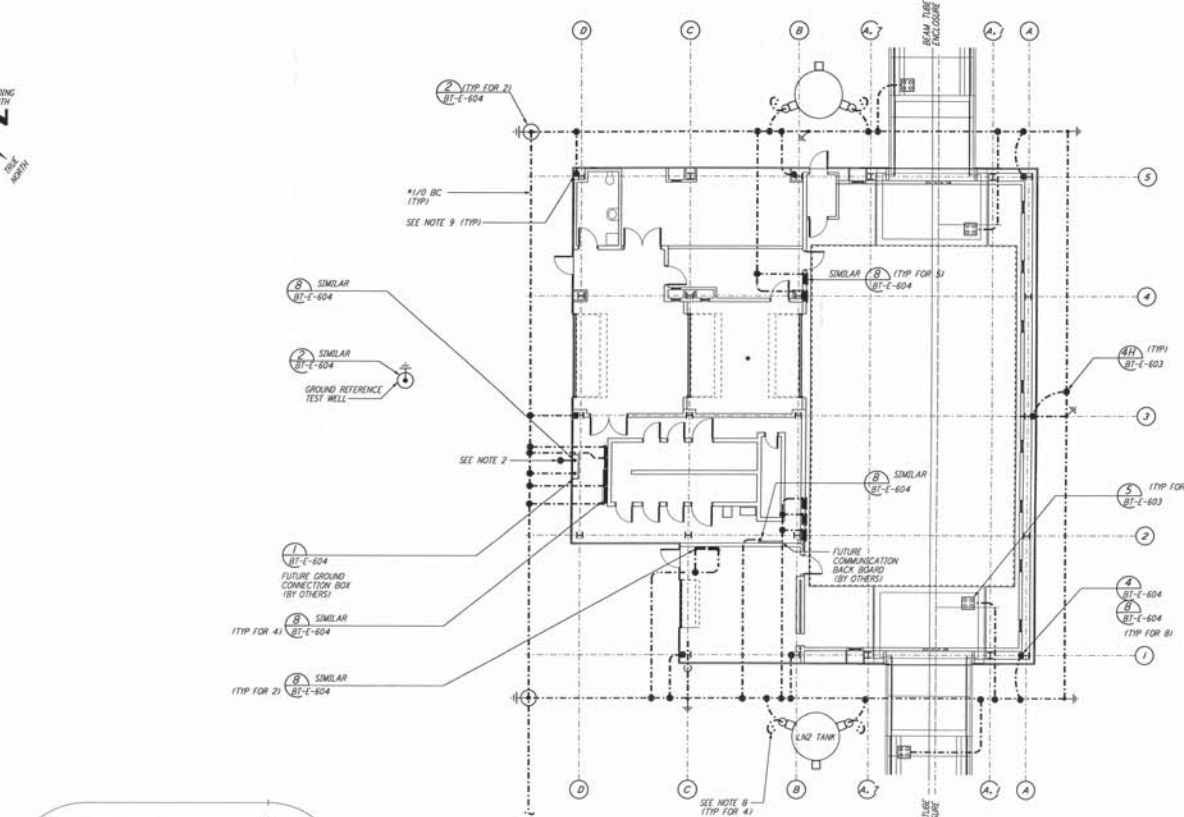




This document and the design it covers are the property of PARSONS. No part of this document may be reproduced, stored in a retrieval system, or transmitted in any form or by any means, except by written consent from PARSONS. All rights reserved.

- NOTES:**
- SEE SPECIFICATION SECTION 16375 "ELECTRICAL DISTRIBUTION SYSTEM, UNDERGROUND" FOR DUCTBANK CONSTRUCTION SPECIFICATION.
 - SEE SPECIFICATION SECTION 16455 "SECONDARY GROUNDING" FOR GROUNDING SYSTEM INSTALLATION SPECIFICATION.
 - CONNECT GROUNDING CONDUCTOR TO REBAR AT BOTTOM OF FOUNDATION. REBAR SHALL BE AT LEAST 20 FEET LONG AND 1/2" DIAMETER.
 - GROUNDING MAT FOR PERSONNEL PROTECTION SHALL BE A PREFABRICATED 4'-0" X 5'-0" MAT WITH A 6" X 6" GRID, 40G CONDUCTIVITY COPPERBELLS, WITH CENTER WIRE # 1/2" AWG, ER70C WFL. CABLE TO MESH TYPE PT, MOLD PTC-10GC, WELD METAL #55.
 - GROUNDING MAT SHALL BE INSTALLED 1'-0" DEEP MINIMUM AND ADJACENT TO HIGH VOLTAGE PRIMARY SIDE.
 - SEE SPECIFICATION SECTION 16670 FOR LIGHTNING PROTECTION MATERIAL.
 - GROUND CONNECTION TO STRUCTURAL STEEL SHALL BE EXOTHERMIC WELD TYPE, AND APPROPRIATE FOR THE CABLE AND STRUCTURAL STEEL.
 - USE AND TAPE GROUND CONDUCTOR AT TANK FOUNDATION, FOR FUTURE CONNECTION BY TANK VENDOR.
 - GROUND CABLE THAT STUBS UP THROUGH THE CONCRETE SLAB SHALL BE INSTALLED IN A PROTECTIVE SLEEVE AND 5'-0" OF GROUND CABLE COILED AND TAPED FOR FUTURE CONNECTION.



LIGO-D960743-00-0

NO.	DATE	BY	CHKD	ENGR	PROJ	DESCRIPTION
Q	1-22-99	MEI	--	--	MOW	ISSUED FOR AS BUILT
A	4-15-98	MEI	--	--	TOM	CHANGE ORDER #4

DRAWN	M. M.
CHECKED	
ENGINEER	
PROJ	
AS-BUILT DRAWINGS	

PARSONS
 100 WEST WALNUT STREET
 PASADENA, CALIFORNIA

LIGO
 CALIFORNIA INSTITUTE OF TECHNOLOGY
 MASSACHUSETTS INSTITUTE OF TECHNOLOGY

LASER INTERFEROMETER
 GRAVITATIONAL-WAVE OBSERVATORY
BTE SITENWORK & FABRICATION - HANFORD, WA

TITLE: **ELECTRICAL MID & END STATIONS "B" GROUNDING PLAN**

AS NOTED PPI50969 8094

NO. **BT-E-601**