

**NOTES:**  
 1. FOR PSI DWG. LIST & LEGEND SEE PSI DWG. #V049-3-001 SHT. 1  
 2. FOR LIST OF CIVIL CONTRACTOR REFERENCE DWGS. WITH CURRENT REVISIONS SEE PSI DWG. V049-3-001 SHT. 2  
 3. COLD CATHODE POWER SWITCHING BY OTHERS.  
 4. LIMIT SWITCHES ON VALVES ARE SHOWN WHEN VALVE IS IN THE CLOSED POSITION.

PROPRIETARY AND CONFIDENTIAL  
 THIS DOCUMENT CONTAINS PROPRIETARY INFORMATION BELONGING TO PROCESS SYSTEMS INTERNATIONAL, INC. OR ITS AFFILIATED COMPANIES AND SHALL BE USED ONLY FOR THE PURPOSE FOR WHICH IT WAS SUPPLIED. IT SHALL NOT BE COPIED, REPRODUCED OR OTHERWISE USED, NOR SHALL SUCH INFORMATION BE FURNISHED IN WHOLE OR IN PART TO OTHERS EXCEPT IN ACCORDANCE WITH THE TERMS OF ANY AGREEMENT UNDER WHICH IT WAS SUPPLIED OR WITH THE PRIOR WRITTEN CONSENT OF PROCESS SYSTEMS INTERNATIONAL, INC. AND SHALL BE RETURNED UPON REQUEST.

DWG. NO.	DESCRIPTION	DWG. NO.	DESCRIPTION

UNLESS OTHERWISE SPECIFIED DIMENSIONS ARE IN INCHES TOLERANCES: FRACTIONAL & DECIMAL 1/16" & .01" RES. 2" & 3" THREE PLACE DECIMAL 2 AND FINEST SURFACE FIN. BREAK CORNERS ON DRAWING REMOVE ALL BURRS  
 DO NOT SCALE THIS DRAWING  
 USED ON:  
 NEXT ASS'Y:

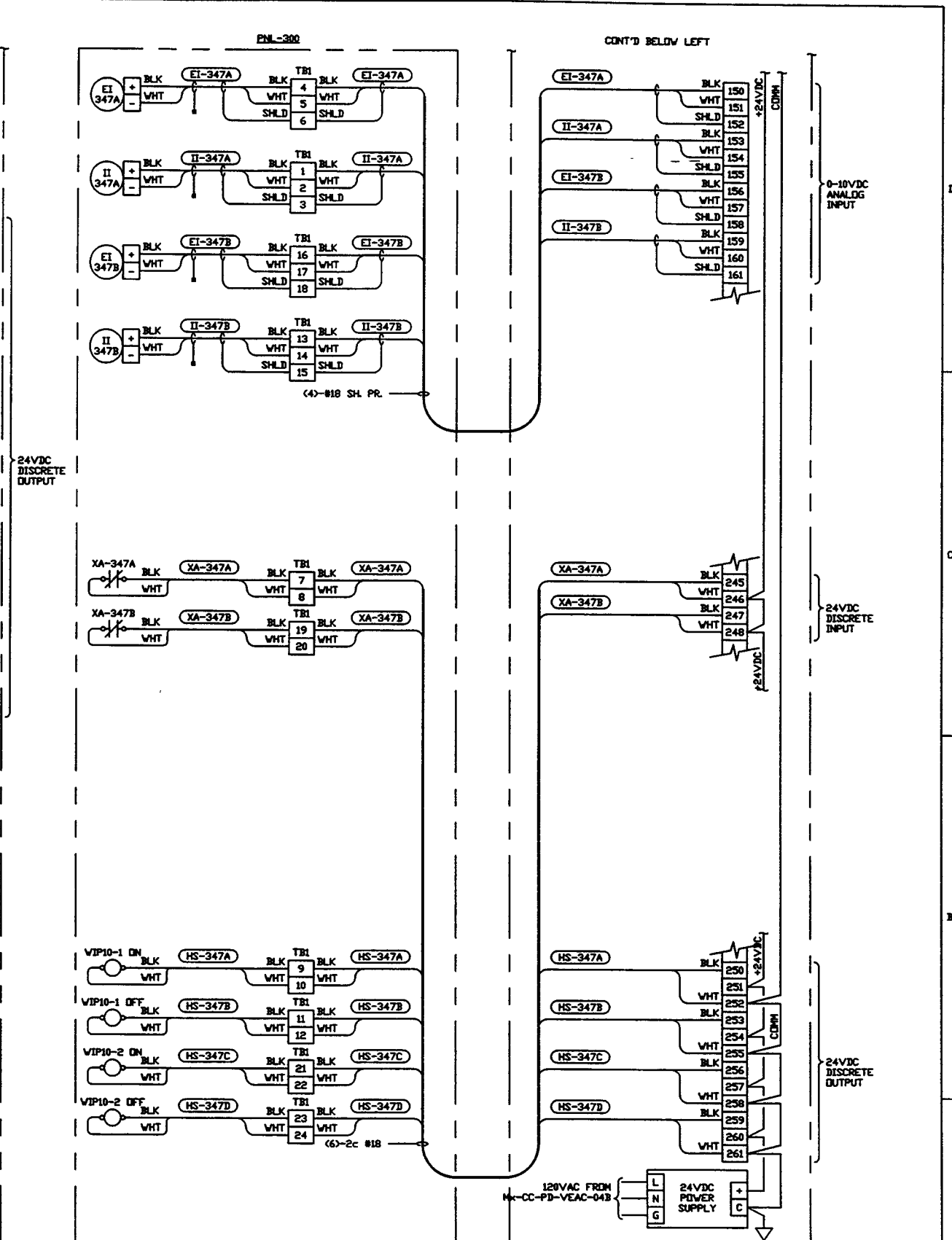
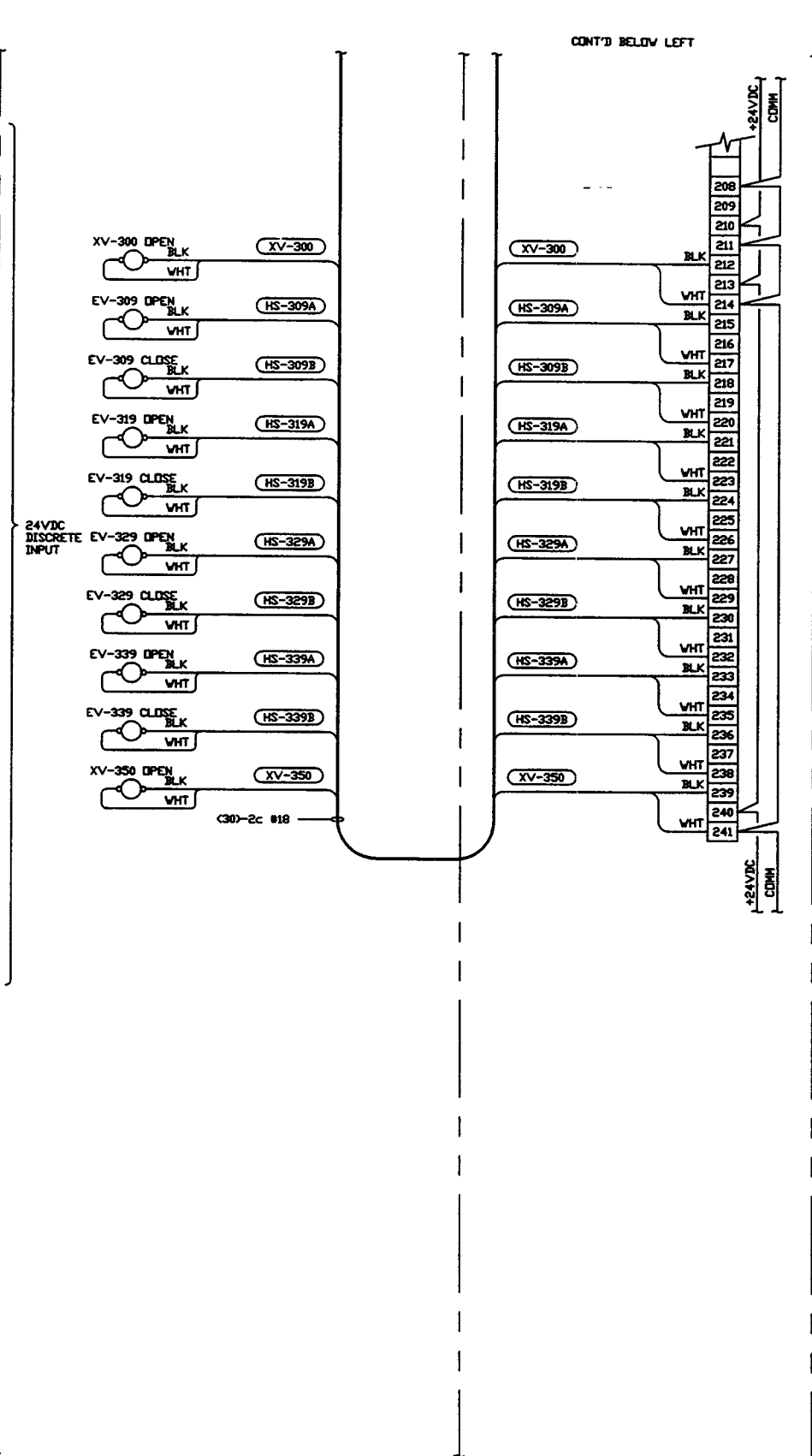
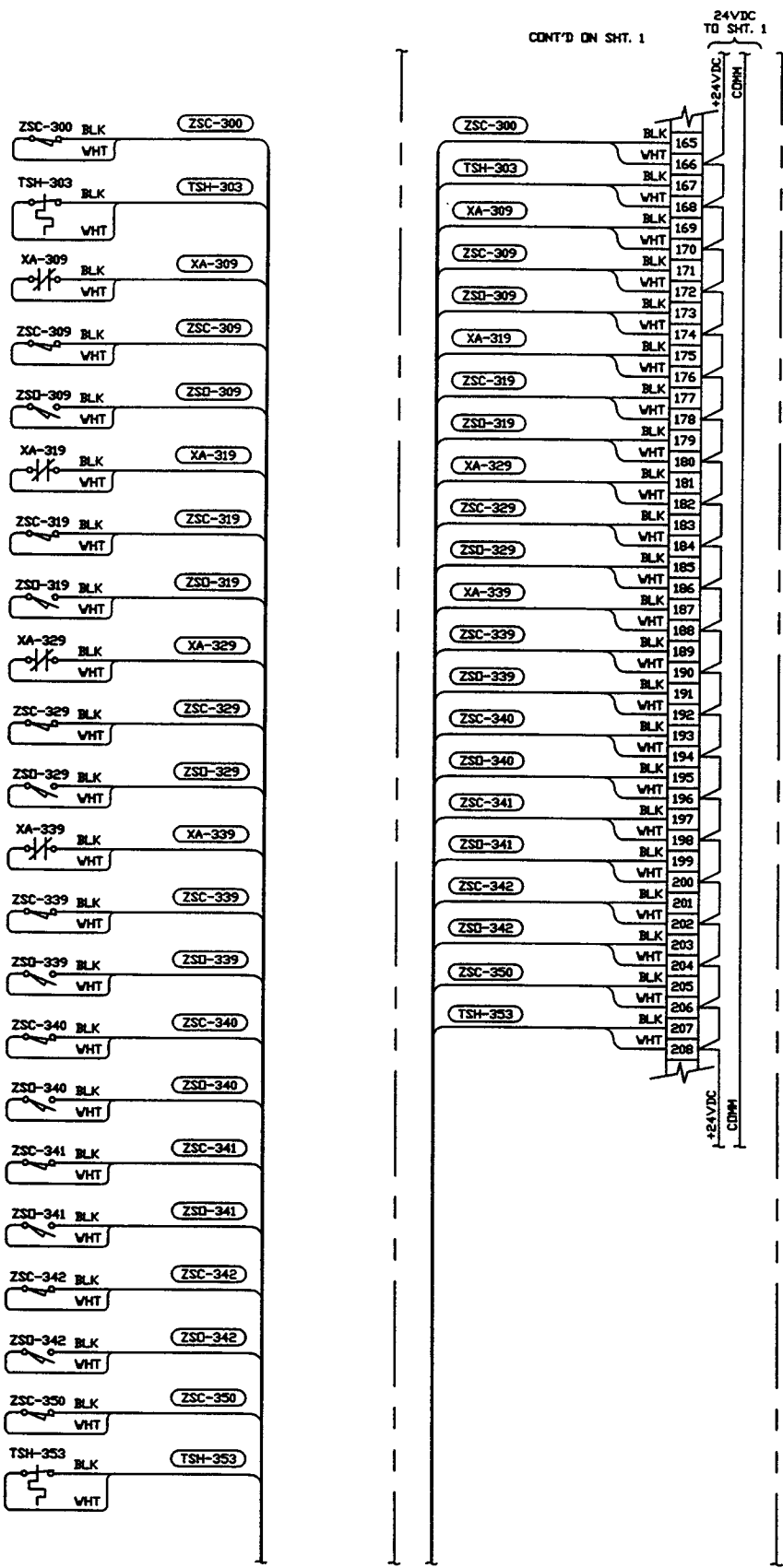
REV	DESCRIPTION	CHKD	DRWN	DATE	DESN
2	ISSUE FOR CONSTRUCTION			05.12.97	0480
1	ISSUE FOR FDR UPDATE & BID			11.25.96	0355
0	ISSUE FOR FDR			04.26.96	0129

**PROCESS SYSTEMS INTERNATIONAL, INC.**  
 20 WALKUP DR. WESTBOROUGH, MASSACHUSETTS 01581 USA

**CDS INTERFACE DIAGRAM**  
**LIGO VACUUM EQUIPMENT**  
**WASHINGTON SITE**  
**RIGHT MID STATION**

CAD FILE: V0493308\3308S1  
 SHEET: D  
 DWG. NO.: V049-3-308  
 REV.: 2

SCALE: NONE  
 SHEET: 1 OF 2



SEE SHEET 1 FOR REVISIONS

**PROCESS SYSTEMS INTERNATIONAL INC.**  
30 WALKUP DR. WESTBOROUGH, MASSACHUSETTS 01581 USA

**CDS INTERFACE DIAGRAM**  
LIGO VACUUM EQUIPMENT  
WASHINGTON SITE  
RIGHT MID STATION

CAD FILE	SIZE	REV. NO.	REV.
V0493308\3308S2	D	V049-3-308	2
SCALE	NONE	SHEET	2 OF 2