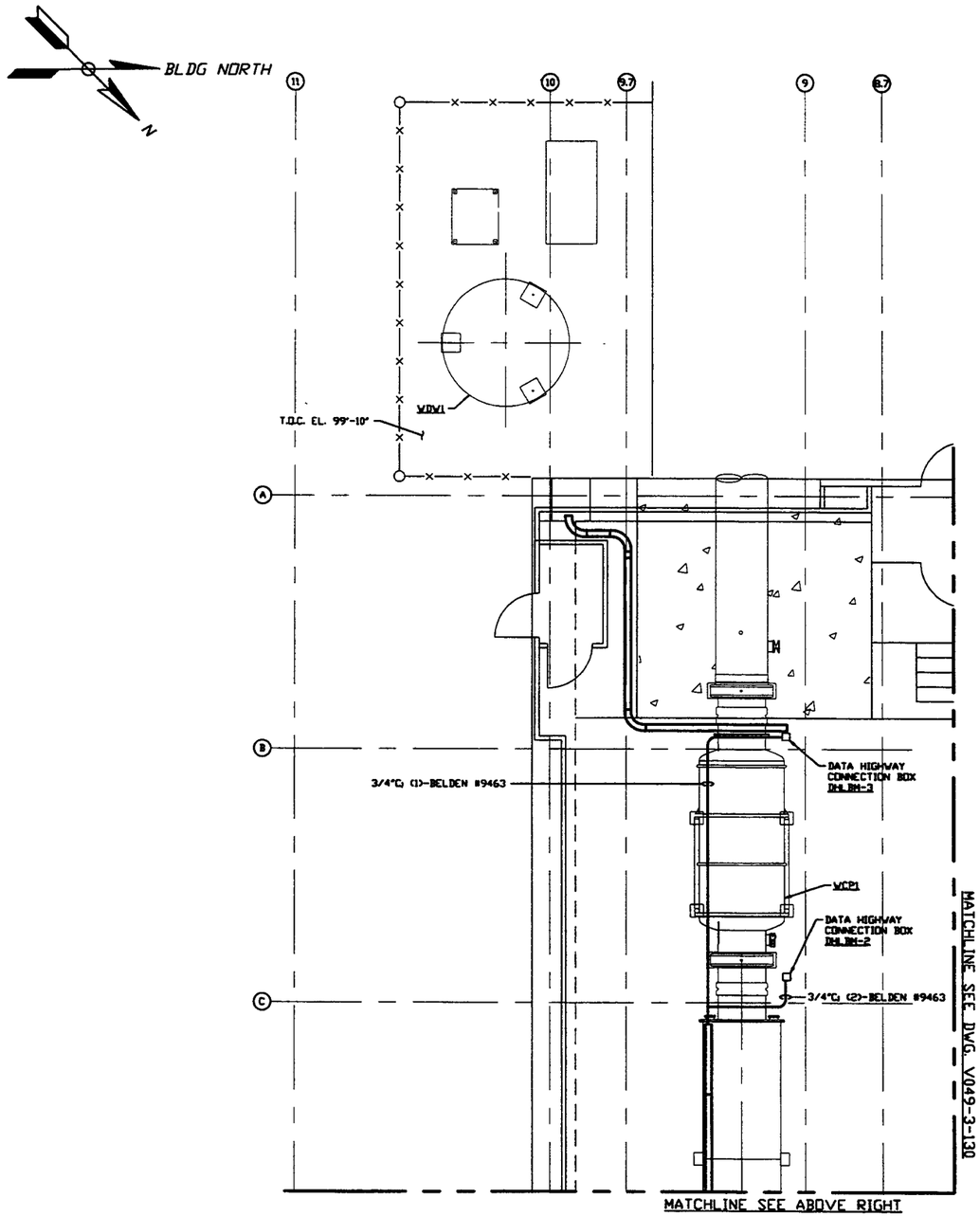

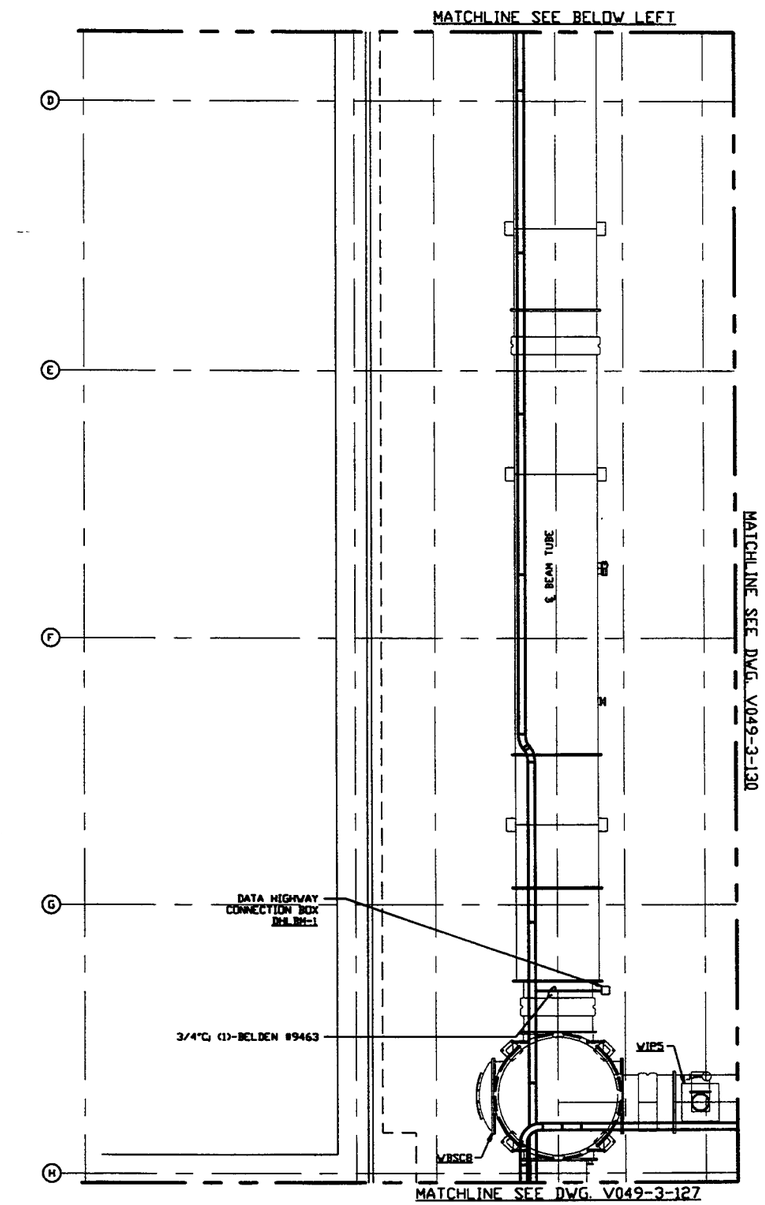

NOTES:

1.) FOR GENERAL NOTES & LEGEND SEE PSI DWG. #V049-3-001 SHT. 1.
2.) FOR LIST OF CIVIL CONTRACTORS REFERENCE DWGS. WITH CURRENT REVISIONS SEE PSI DWG. #V049-3-001 SHT. 2.
3.) DATA HIGHWAY EXTENSION CABLES FOR BAKEOUT CART TO CONNECTION BOX ARE PROVIDED W/CART.
4.) FOR DATA HIGHWAY INTERCONNECTING WIRING SEE DWG. #V049-3-131.
5.) IDENTIFY ALL CONNECTION BOXES WITH BLACK PHENOLIC TAGS WITH WHITE LETTERING. LETTERING SHALL BE 3/8" HIGH.
6.) LOCATE CONNECTION BOXES ADJACENT TO BAKEOUT CART CONTROL POWER. SEE PSI DWG. #V049-3-117
7.) ALL CONDUIT SHALL BE EMT UNLESS OTHERWISE NOTED.

LEFT BEAM MANIFOLD PLAN @ EL. 100'-0"

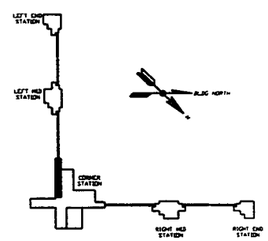

KEY PLAN

PROPRIETARY AND CONFIDENTIAL

THIS DOCUMENT CONTAINS PROPRIETARY INFORMATION BELONGING TO PROCESS SYSTEMS INTERNATIONAL, INC. OR ITS AFFILIATED COMPANIES AND SHALL BE USED ONLY FOR THE PURPOSE FOR WHICH IT WAS SUPPLIED. IT SHALL NOT BE COPIED, REPRODUCED OR OTHERWISE USED, NOR SHALL SUCH INFORMATION BE FURNISHED IN WHOLE OR IN PART TO OTHERS EXCEPT IN ACCORDANCE WITH THE TERMS OF ANY AGREEMENT UNDER WHICH IT WAS SUPPLIED OR WITH THE PRIOR WRITTEN CONSENT OF PROCESS SYSTEMS INTERNATIONAL, INC. AND SHALL BE RETURNED UPON REQUEST.

DWG. NO.	DESCRIPTION	DWG. NO.	DESCRIPTION
V049-3-131	DATA HIGHWAY INTERCONNECTION DIAGRAM WASHINGTON		
V049-3-117	POWER PLAN WASHINGTON LEFT BEAM MANIFOLD		
V049-3-107	CABLE TRAY PLAN WASHINGTON LEFT BEAM MANIFOLD		
V049-3-002	WASHINGTON OVERALL SITE PLAN		
V049-3-001	GENERAL NOTES & LEGEND		

REFERENCE DRAWINGS

UNLESS OTHERWISE SPECIFIED
DIMENSIONS ARE IN INCHES
TOLERANCES:
FRACTIONAL ±
ANGULAR:MACH ±0°-30' BEND ±2°
TWO PLACE DECIMAL ± .01
THREE PLACE DECIMAL ± .005
FINISHED SURFACE RMS
BREAK CORNERS 3x
REMOVE ALL BURRS
OUT-

DO NOT SCALE THIS DRAWING

USED ON

NEXT ASS'Y

REV	DESCRIPTION	CHKD	DRVN	DATE	DEC#
2	ISSUE FOR CONSTRUCTION	FAB	RJV	05.12.97	0480
1	ISSUE FOR FDR UPDATE & BID	RED DMcV	RJV	11.25.96	0355
0	ISSUE FOR FDR	DMcV FAB	RJV	04.26.96	0129

ISSUE DESCRIPTION

PROCESS SYSTEMS INTERNATIONAL INC.
20 WALKUP DR. WESTBOROUGH, MASSACHUSETTS 01581 USA

DATA HIGHWAY PLAN
LIGO VACUUM EQUIPMENT
WASHINGTON SITE
LEFT BEAM MANIFOLD SECTION

CAD FILE	SIZE	DWG. NO.	REV.
V0493128	D	V049-3-128	2

SCALE 3/16" = 1' - 0" SHEET 1 OF 1

LIGO-D960571-02-V